



SC Annual School Report Card Summary

Mt Lebanon Elementary
Anderson 4

Grades: PK-6

Enrollment: 408

Principal: Mona G. Fleming

Superintendent: Mr. Maurice Lopez, Interim

Board Chair: Dr. Tom Dobbins

PERFORMANCE

Comprehensive detail, including definitions of ratings, performance criteria, and explanations of status, is available on www.ed.sc.gov and www.eoc.sc.gov as well as school and school district websites. Printed versions are available from school districts upon request.

YEAR	ABSOLUTE RATING	GROWTH RATING	PALMETTO GOLD/SILVER AWARD	AYP STATUS	NCLB IMPROVEMENT STATUS
2008	Good	At-Risk	TBD	Met	N/A
2007	N/A	N/A	N/A	N/A	N/A
2006	N/A	N/A	N/A	N/A	N/A

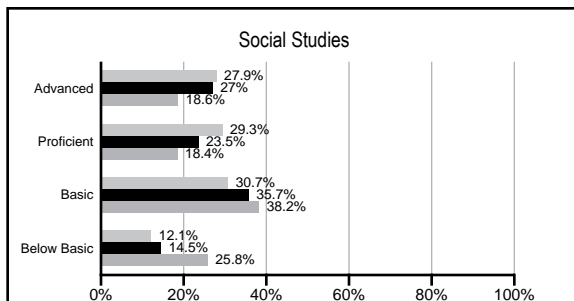
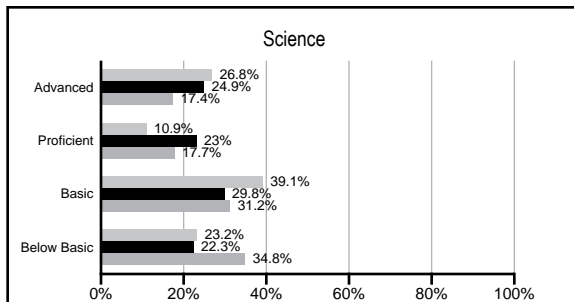
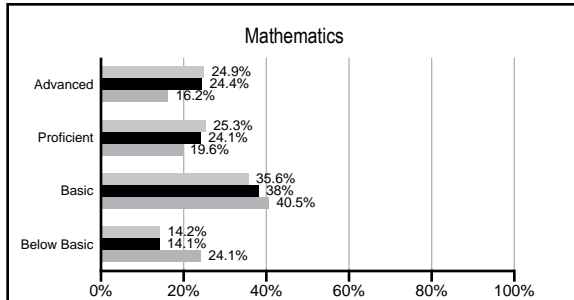
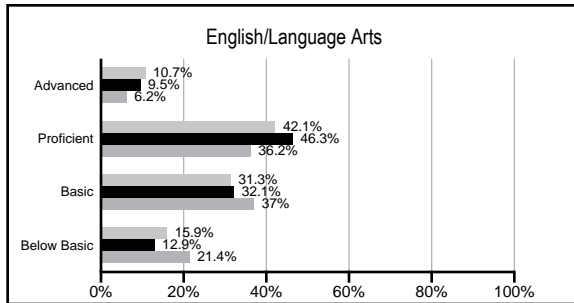
ABSOLUTE RATINGS OF ELEMENTARY SCHOOLS WITH STUDENTS LIKE OURS*

EXCELLENT	GOOD	AVERAGE	BELOW AVERAGE	AT-RISK
5	19	16	2	0

* Ratings are calculated with data available by 02/17/2009. Schools with Students like Ours are Elementary Schools with poverty indices of no more than 5% above or below the index for this school.


PACT PERFORMANCE

Our School
 Elementary Schools with Students Like Ours
 Elementary schools statewide



NAEP PERFORMANCE*

* Performance reported for SC and nation, data not available at school level. Percentages at NAEP Achievement Levels.



SC PERFORMANCE GOAL

2010 Goal:

By 2010, SC's student achievement will be ranked in the top half of the states nationally. To achieve this goal, we must become one of the fastest improving systems in the country.

2020 Goal: TBD

Abbreviations Key

N/A Not Applicable N/AV Not Available N/C Not Collected N/R Not Reported I/S Insufficient Sample TBD To be determined
 NI Newly Identified CSI Continuing School Improvement CA Corrective Action RP Plan to Restructure R Restructure DELAY School Improvement Status HOLD School Improvement Status

Mt Lebanon Elementary [Anderson 4]

SCHOOL PROFILE

	Our School	Change from Last Year	Elementary Schools with Students Like Ours	Median Elementary School
Students (n=408)				
Retention rate	2.0%	N/A	1.7%	2.3%
Attendance rate	96.6%	N/A	96.6%	96.3%
Eligible for gifted and talented	20.5%	N/A	18.7%	10.4%
With disabilities other than speech	8.6%	N/A	6.6%	7.5%
Out-of-school suspensions or expulsions for violent &/or criminal offenses	0.0%	N/R	0.0%	0.0%
Teachers (n=24)				
Teachers with advanced degrees	41.7%	N/A	60.7%	56.7%
Continuing contract teachers	70.8%	N/A	80.0%	77.3%
Teachers with emergency or provisional certificates	0.0%	N/A	0.0%	0.0%
Teachers returning from previous year	N/A	N/A	87.3%	86.4%
Teacher attendance rate	94.9%	N/R	95.0%	94.9%
Average teacher salary	\$43,366	I/S	\$46,934	\$45,345
Classes not taught by highly qualified teachers	0.0%	N/A	0.0%	0.0%
School				
Principal's years at school	1.0	N/R	3.0	4.0
Student-teacher ratio in core subjects	20.4 to 1	N/R	20.4 to 1	18.5 to 1
Prime instructional time	91.4%	N/R	90.3%	89.8%
Opportunities in the arts	Good	N/R	Good	Good
SACS accreditation	Yes	N/R	Yes	Yes
Character development program	Good	N/R	Excellent	Excellent
Dollars spent per pupil*	N/A	N/A	\$6,728	\$7,052
Percent of expenditures for instruction*	N/A	N/A	70.5%	69.1%
Percent of expenditures for teacher salaries*	N/A	N/A	66.8%	64.2%
% of AYP objectives met	100.0%		91.7%	85.7%

* Prior year audited financial data available.

EVALUATION RESULTS

	Teachers	Students*	Parents*
Number of surveys returned	20	70	21
Percent satisfied with learning environment	100.0%	85.7%	100.0%
Percent satisfied with social and physical environment	100.0%	84.1%	90.5%
Percent satisfied with school-home relations	95.0%	84.3%	95.2%

*Only students at the highest elementary school grade level at this school and their parents were included.

REPORT OF PRINCIPAL AND SCHOOL IMPROVEMENT COUNCIL

No limits to student achievement and success! That's the motto at Mount Lebanon Elementary School. Newly opened this past August, the home of the Wildcats delivers an exciting world of learning for children. Thanks to the efforts of many, the wonderful new facility, outstanding staff, and supportive school community brings great pride to the Anderson School District Four family.

Mount Lebanon is a school where everyone is "Wild about Learning!" Our SMART Room – Start Making a Reader Today – added an additional enrichment period in reading and writing to the instructional day of all our kindergarten through second grade students. SMART Room succeeded because of the commitment to student learning growth by teachers, teaching assistants, parents, and community volunteers. In grades three through six, teachers scheduled a daily enrichment period to focus on individual students' needs in reading and mathematics. Next year's plans are to continue to refine and improve SMART Room and enrichment to ensure safety nets for all students and their growth as learners.

Data analysis is the key to student achievement. Teachers utilize student data to plan lessons that meet each child's needs within the regular classroom, SMART Room, and enrichment periods. Also, learning is richly enhanced thanks to our state-of-the-art technology (SmartBoards and Airliners, two computer labs, a mobile laptop lab, video streaming, and science lab).

At the core of our mission is a faculty and staff committed to educating the whole child – cognitively, emotionally, socially, and physically. We are dedicated and caring individuals, who celebrate each child's successes no matter how large or small. Four teachers hold National Board Certification, and all teachers devoted time to professional development in the areas of reading instruction and diversity this year. Working together, we have also begun to lay the groundwork for a professional learning community in an effort to benefit both teaching and learning.

Enthusiasm for learning is at the heart of all we do at Mount Lebanon Elementary. Wild is truly what we are about LEARNING! As we look ahead, those positive connections among our faculty, staff, students, parents, and community members will fuel the professional learning community that we have begun to establish.

Mona G. Fleming, Principal
Vanessa Crosby, SIC Co-Chairperson
Carolyn Mohr, SIC Co-Chairperson

Comprehensive detail, including definitions of rating, performance criteria, and explanations of status, is available on www.ed.sc.gov and www.eoc.sc.gov as well as school and school district websites.

Printed versions are available from school districts upon request.

Abbreviations Key

N/A Not Applicable N/AV Not Available N/C Not Collected N/R Not Reported I/S Insufficient Sample TBD To be determined
NI Newly Identified CSI Continuing School Improvement CA Corrective Action RP Plan to Restructure R Restructure DELAY School Improvement Status HOLD School Improvement Status