



SC Annual School Report Card Summary

Townville Elementary

Anderson 4

Grades: PK-6

Enrollment: 279

Principal: Denise B. Fredericks

Superintendent: Mr. Maurice Lopez, Interim

Board Chair: Dr. Tom Dobbins

PERFORMANCE

Comprehensive detail, including definitions of ratings, performance criteria, and explanations of status, is available on www.ed.sc.gov and www.eoc.sc.gov as well as school and school district websites. Printed versions are available from school districts upon request.

YEAR	ABSOLUTE RATING	GROWTH RATING	PALMETTO GOLD/SILVER AWARD	AYP STATUS	NCLB IMPROVEMENT STATUS
2008	Good	Good	TBD	Met	N/A
2007	Good	Good	Silver	Met	N/A
2006	Average	Average	N/A	Met	N/A

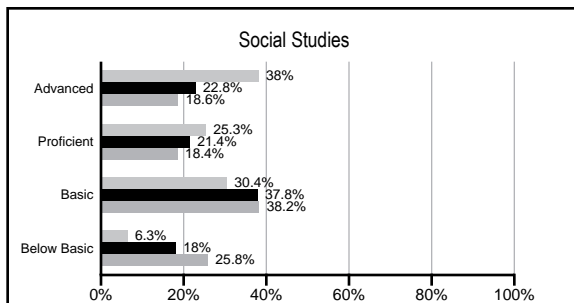
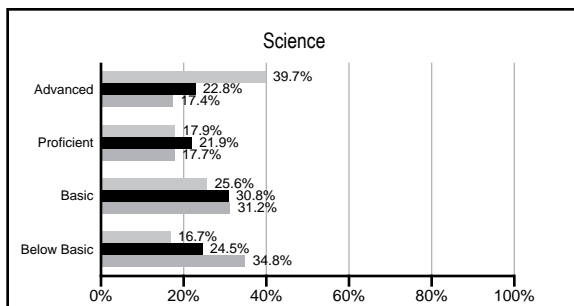
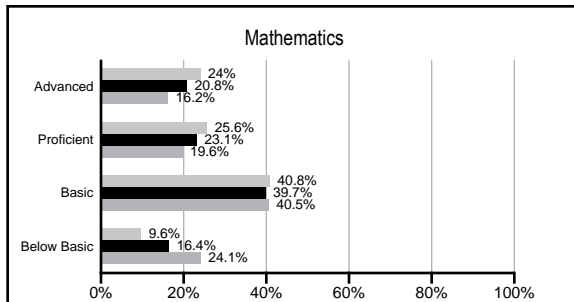
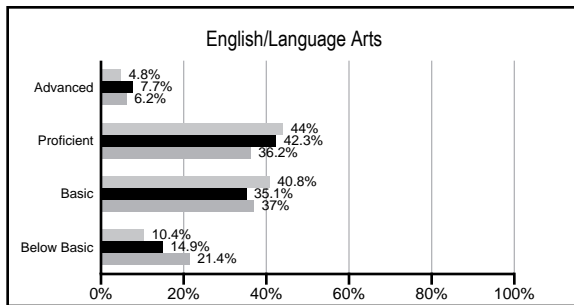
ABSOLUTE RATINGS OF ELEMENTARY SCHOOLS WITH STUDENTS LIKE OURS*

EXCELLENT	GOOD	AVERAGE	BELOW AVERAGE	AT-RISK
1	30	54	4	0

* Ratings are calculated with data available by 02/17/2009. Schools with Students like Ours are Elementary Schools with poverty indices of no more than 5% above or below the index for this school.

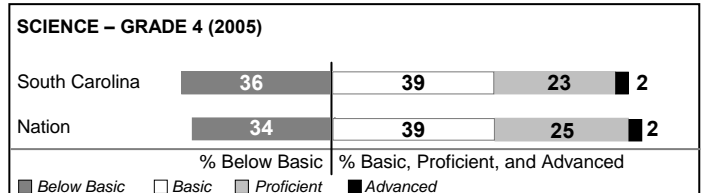

PACT PERFORMANCE

Our School
 Elementary Schools with Students Like Ours
 Elementary schools statewide



NAEP PERFORMANCE*

* Performance reported for SC and nation, data not available at school level. Percentages at NAEP Achievement Levels.



SC PERFORMANCE GOAL

2010 Goal:

By 2010, SC's student achievement will be ranked in the top half of the states nationally. To achieve this goal, we must become one of the fastest improving systems in the country.

2020 Goal: TBD

Abbreviations Key

N/A Not Applicable N/AV Not Available N/C Not Collected N/R Not Reported I/S Insufficient Sample TBD To be determined
 NI Newly Identified CSI Continuing School Improvement CA Corrective Action RP Plan to Restructure R Restructure DELAY School Improvement Status HOLD School Improvement Status

Townville Elementary [Anderson 4]

SCHOOL PROFILE

	Our School	Change from Last Year	Elementary Schools with Students Like Ours	Median Elementary School
Students (n=279)				
Retention rate	3.5%	Down from 8.6%	2.2%	2.3%
Attendance rate	96.3%	Down from 96.4%	96.3%	96.3%
Eligible for gifted and talented	11.9%	Up from 11.0%	12.5%	10.4%
With disabilities other than speech	14.0%	Up from 13.2%	7.8%	7.5%
Out-of-school suspensions or expulsions for violent &/or criminal offenses	0.0%	No Change	0.0%	0.0%
Teachers (n=22)				
Teachers with advanced degrees	63.6%	Up from 45.0%	55.8%	56.7%
Continuing contract teachers	86.4%	Down from 90.0%	78.2%	77.3%
Teachers with emergency or provisional certificates	0.0%	No Change	0.0%	0.0%
Teachers returning from previous year	92.7%	Up from 92.6%	88.1%	86.4%
Teacher attendance rate	95.9%	Up from 95.5%	95.0%	94.9%
Average teacher salary	\$44,964	Up 7.3%	\$45,250	\$45,345
Classes not taught by highly qualified teachers	0.0%	No Change	0.0%	0.0%
School				
Principal's years at school	4.0	Up from 3.0	3.0	4.0
Student-teacher ratio in core subjects	14.4 to 1	Down from 16.8 to 1	19.0 to 1	18.5 to 1
Prime instructional time	92.0%	Up from 91.8%	90.4%	89.8%
Opportunities in the arts	Good	No Change	Good	Good
SACS accreditation	Yes	No Change	Yes	Yes
Character development program	Excellent	No Change	Excellent	Excellent
Dollars spent per pupil*	\$9,582	Up 8.2%	\$6,434	\$7,052
Percent of expenditures for instruction*	58.0%	Down from 58.3%	69.6%	69.1%
Percent of expenditures for teacher salaries*	49.2%	Down from 55.3%	65.0%	64.2%
% of AYP objectives met	100.0%		88.9%	85.7%

* Prior year audited financial data available.

EVALUATION RESULTS

	Teachers	Students*	Parents*
Number of surveys returned	16	30	23
Percent satisfied with learning environment	100.0%	96.7%	95.7%
Percent satisfied with social and physical environment	100.0%	86.7%	95.7%
Percent satisfied with school-home relations	100.0%	93.3%	91.3%

*Only students at the highest elementary school grade level at this school and their parents were included.

REPORT OF PRINCIPAL AND SCHOOL IMPROVEMENT COUNCIL

It is the responsibility and honor of Townville Elementary School to develop students who continuously advance in all areas. We remain strongly committed to "connecting with our kids" in order to design motivating and rigorous instructional programs to improve each one academically, emotionally, physically, and socially. Our staff, families, and local community have partnered together to ensure achievement for our students. As a result, our school year was marked with a number of professional successes.

In the fall of 2007, Townville was awarded recognition as a Blue Ribbon Lighthouse School by earning exemplary status in all nine assessed categories. Nationwide, only twelve schools received this recognition during 2007. Based on test data, our school also earned a Silver Flag Award from the SC Department of Education. In the spring of 2008, the Education Oversight Committee bestowed the "Closing the Gap" award to our staff and students for commendable achievement of students who have historically underachieved. We credit the successes of our students and staff to our commitment to utilize data to make informed decisions, setting goals, partnering with parents, and engaging in relevant professional development.

During the 2007-2008 school year, the following is a sampling of what occurred to benefit our students: implementation of SMART (Start Making a Reader Today) rooms in kindergarten through second grade; outfitting all 5K through 6th grade classrooms with LCD projectors and laptops in order to integrate technology into the curriculum; enhancement of the media collection with books and audiobooks; academic assistance for students at all grade levels; breakfast in the classroom for all students; participation in before school and afterschool activities; and scheduling of a band program for 5th and 6th graders.

After a year and a half our construction project was completed midyear. The facilities update included: a cafeteria, kitchen, gymnasium, two computer labs, three classrooms, and a bookroom. We are grateful to our community, school board, and families for their part in ensuring that our students have the necessary facilities in which to educate the whole child. We continue to be committed to our children and will design our school day and school year to benefit them. Our children are our greatest resource, and we realize the importance of our duty to serve them and make a positive difference in their lives.

Denise Fredericks, Principal
Angie Langdale, SIC Chairman

Comprehensive detail, including definitions of rating, performance criteria, and explanations of status, is available on www.ed.sc.gov and www.eoc.sc.gov as well as school and school district websites.

Printed versions are available from school districts upon request.

Abbreviations Key

N/A Not Applicable N/AV Not Available N/C Not Collected N/R Not Reported I/S Insufficient Sample TBD To be determined
NI Newly Identified CSI Continuing School Improvement CA Corrective Action RP Plan to Restructure R Restructure DELAY School Improvement Status HOLD School Improvement Status