



SC Annual School Report Card Summary

Pendleton Elementary

Anderson 4

Grades: PK-6

Enrollment: 425

Principal: Gwen Massey

Superintendent: Mr. Maurice Lopez, Interim

Board Chair: Dr. Tom Dobbins

PERFORMANCE

Comprehensive detail, including definitions of ratings, performance criteria, and explanations of status, is available on www.ed.sc.gov and www.eoc.sc.gov as well as school and school district websites. Printed versions are available from school districts upon request.

YEAR	ABSOLUTE RATING	GROWTH RATING	PALMETTO GOLD/SILVER AWARD	AYP STATUS	NCLB IMPROVEMENT STATUS
2008	Below Average	Average	TBD	Not Met	CSI
2007	Below Average	At-Risk	N/A	Not Met	NI
2006	Average	At-Risk	N/A	Not Met	N/A

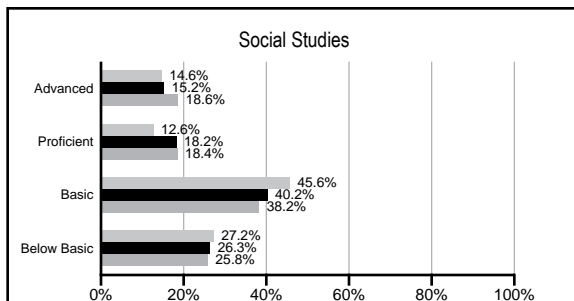
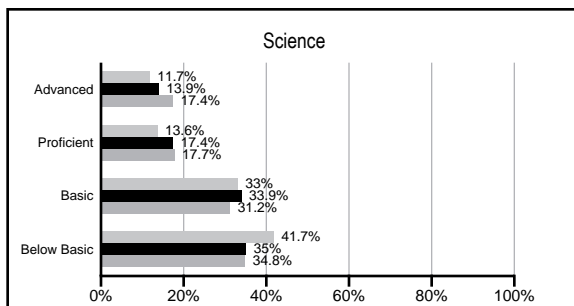
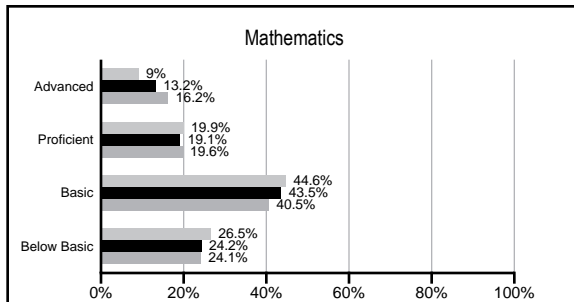
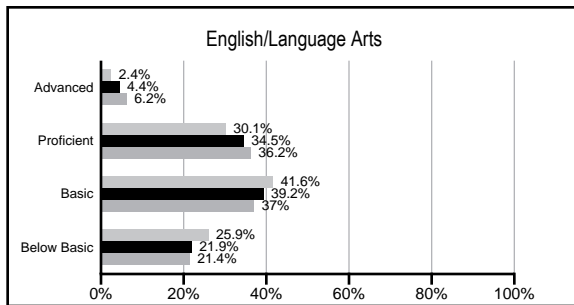
ABSOLUTE RATINGS OF ELEMENTARY SCHOOLS WITH STUDENTS LIKE OURS*

EXCELLENT	GOOD	AVERAGE	BELOW AVERAGE	AT-RISK
0	4	47	36	1

* Ratings are calculated with data available by 02/17/2009. Schools with Students like Ours are Elementary Schools with poverty indices of no more than 5% above or below the index for this school.

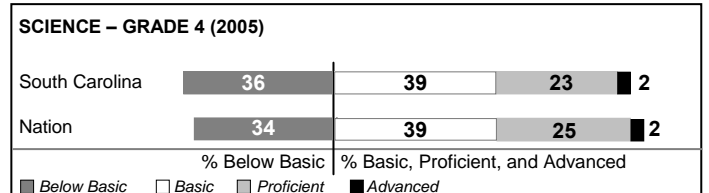
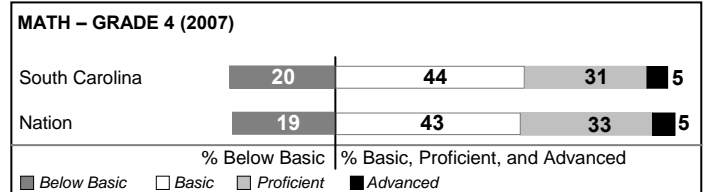
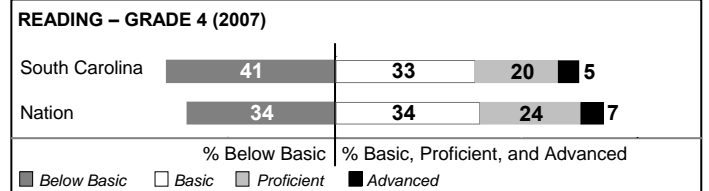
PACT PERFORMANCE

Our School Elementary Schools with Students Like Ours Elementary schools statewide



NAEP PERFORMANCE*

* Performance reported for SC and nation, data not available at school level. Percentages at NAEP Achievement Levels.



SC PERFORMANCE GOAL

2010 Goal:

By 2010, SC's student achievement will be ranked in the top half of the states nationally. To achieve this goal, we must become one of the fastest improving systems in the country.

2020 Goal: TBD

Abbreviations Key

N/A Not Applicable N/AV Not Available N/C Not Collected N/R Not Reported I/S Insufficient Sample TBD To be determined

NI Newly Identified CSI Continuing School Improvement CA Corrective Action RP Plan to Restructure R Restructure DELAY School Improvement Status HOLD School Improvement Status

Pendleton Elementary [Anderson 4]

SCHOOL PROFILE

	Our School	Change from Last Year	Elementary Schools with Students Like Ours	Median Elementary School
Students (n=425)				
Retention rate	2.9%	Up from 1.9%	2.9%	2.3%
Attendance rate	96.1%	Up from 95.9%	96.1%	96.3%
Eligible for gifted and talented	7.3%	Down from 10.5%	9.2%	10.4%
With disabilities other than speech	14.0%	Up from 11.1%	8.9%	7.5%
Out-of-school suspensions or expulsions for violent &/or criminal offenses	0.0%	No Change	0.0%	0.0%
Teachers (n=33)				
Teachers with advanced degrees	54.5%	Up from 47.7%	57.6%	56.7%
Continuing contract teachers	93.9%	Up from 70.5%	80.0%	77.3%
Teachers with emergency or provisional certificates	0.0%	Down from 5.1%	0.0%	0.0%
Teachers returning from previous year	90.6%	Down from 96.0%	87.0%	86.4%
Teacher attendance rate	94.5%	Down from 94.6%	94.7%	94.9%
Average teacher salary	\$46,673	Up 9.4%	\$45,361	\$45,345
Classes not taught by highly qualified teachers	0.0%	No Change	0.0%	0.0%
School				
Principal's years at school	1.0	Down from 4.0	4.0	4.0
Student-teacher ratio in core subjects	16.7 to 1	Down from 19.1 to 1	18.6 to 1	18.5 to 1
Prime instructional time	90.3%	No Change	89.3%	89.8%
Opportunities in the arts	Good	No Change	Good	Good
SACS accreditation	Yes	No Change	Yes	Yes
Character development program	Excellent	Up from Good	Excellent	Excellent
Dollars spent per pupil*	\$7,393	Up 6.1%	\$6,949	\$7,052
Percent of expenditures for instruction*	63.9%	Up from 62.3%	68.8%	69.1%
Percent of expenditures for teacher salaries*	52.5%	Down from 60.2%	64.6%	64.2%
% of AYP objectives met	76.2%		85.7%	85.7%

* Prior year audited financial data available.

EVALUATION RESULTS

	Teachers	Students*	Parents*
Number of surveys returned	39	33	18
Percent satisfied with learning environment	100.0%	57.6%	83.3%
Percent satisfied with social and physical environment	100.0%	75.8%	72.2%
Percent satisfied with school-home relations	92.1%	90.9%	75.0%

*Only students at the highest elementary school grade level at this school and their parents were included.

REPORT OF PRINCIPAL AND SCHOOL IMPROVEMENT COUNCIL

The 2007-08 school year was a pivotal year for Pendleton Elementary School. New and exciting programs were launched while we remained steadfast to researching and incorporating effective practices for fostering growth in all students. While we are proud of being a Red Carpet School, First Amendment School, and Blue Ribbon Lighthouse School, our daily efforts are committed to providing every child with every opportunity for higher academic achievement.

Our school year commenced with meeting 18 out of the 19 performance objectives required to meet AYP (Adequate Yearly Progress). In the one performance objective missed (Mathematics for African American students), target solutions included: increasing staff development opportunities for teachers; analyzing PACT, MAP, DIBELS; classroom grading systems to determine areas of deficiencies; and implementing the SMART Room (Start Making a Reader Today) for 1st grade, Early Bird IpassMath program, along with our REACH (Raising Educational Achievement through Challenging Activities for Higher Expectations) program for those that need extra help in Reading, Math, and written expression at the end of the school day. Exciting for all of us, year end data revealed substantial gains in many areas to include Mathematics for African American students.

Character development remained a priority at Pendleton Elementary School as students, faculty, staff, and school family members participated in a variety of service learning activities to include the American Heart Association (Jump Rope for Heart), American Cancer Society (Relay for Life), and the United Way. Sixth grade students participated in creating artwork with an Artist-in-Residence as part of our Memory Garden project. The Memory Garden will afford our students the opportunity to have hands-on science lessons as they plant, tend, and harvest items grown in the garden.

As we approach the 2008-2009 school year, Pendleton Elementary School will become the first Teacher Advancement Program (TAP) school in Anderson School District Four. The TAP program will provide faculty and staff with ongoing data-driven staff development through weekly cluster meetings. Teachers will have the opportunity to participate in a variety of best practice workshops targeting instructional strategies for raising student achievement. Our belief is that through this initiative, learning will become personalized, and everyone will rise to higher expectations.

Gwen G. Massey, Principal
Grace Ammons, SIC Chairperson

Comprehensive detail, including definitions of rating, performance criteria, and explanations of status, is available on www.ed.sc.gov and www.eoc.sc.gov as well as school and school district websites.

Printed versions are available from school districts upon request.

Abbreviations Key

N/A Not Applicable N/AV Not Available N/C Not Collected N/R Not Reported I/S Insufficient Sample TBD To be determined
NI Newly Identified CSI Continuing School Improvement CA Corrective Action RP Plan to Restructure R Restructure DELAY School Improvement Status HOLD School Improvement Status