



SC Annual School Report Card Summary

La France Elementary
Anderson 4

Grades: PK-6

Enrollment: 469

Principal: Hope Atyeo

Superintendent: Mr. Maurice Lopez, Interim

Board Chair: Dr. Tom Dobbins

PERFORMANCE

Comprehensive detail, including definitions of ratings, performance criteria, and explanations of status, is available on www.ed.sc.gov and www.eoc.sc.gov as well as school and school district websites. Printed versions are available from school districts upon request.

YEAR	ABSOLUTE RATING	GROWTH RATING	PALMETTO GOLD/SILVER AWARD	AYP STATUS	NCLB IMPROVEMENT STATUS
2008	Average	Below Average	TBD	Not Met	N/A
2007	Good	At-Risk	Silver	Not Met	N/A
2006	Good	Good	N/A	Met	N/A

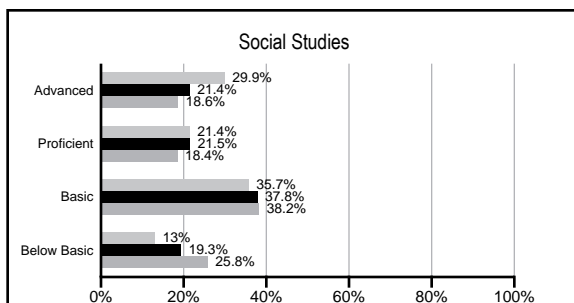
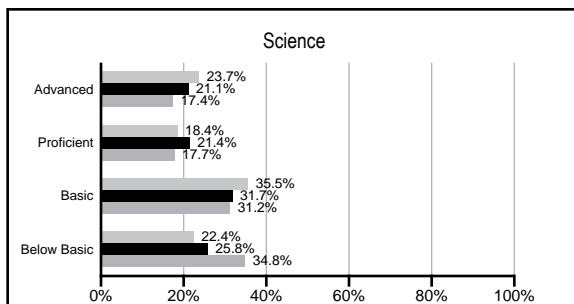
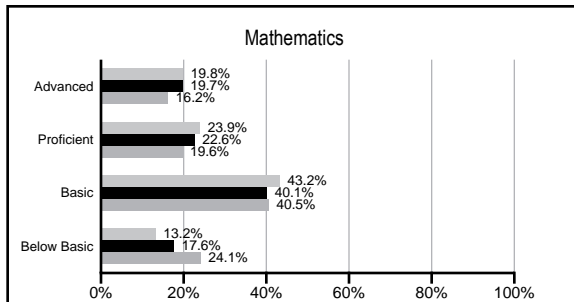
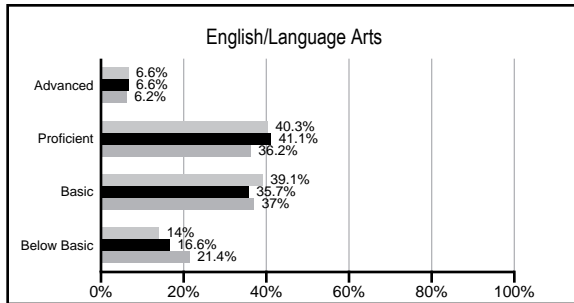
ABSOLUTE RATINGS OF ELEMENTARY SCHOOLS WITH STUDENTS LIKE OURS*

EXCELLENT	GOOD	AVERAGE	BELOW AVERAGE	AT-RISK
0	22	61	4	0

* Ratings are calculated with data available by 02/17/2009. Schools with Students like Ours are Elementary Schools with poverty indices of no more than 5% above or below the index for this school.

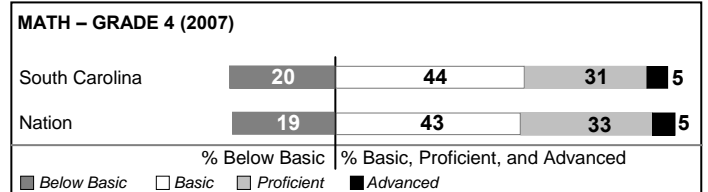
PACT PERFORMANCE

Our School Elementary Schools with Students Like Ours Elementary schools statewide



NAEP PERFORMANCE*

* Performance reported for SC and nation, data not available at school level. Percentages at NAEP Achievement Levels.



SC PERFORMANCE GOAL

2010 Goal:

By 2010, SC's student achievement will be ranked in the top half of the states nationally. To achieve this goal, we must become one of the fastest improving systems in the country.

2020 Goal: TBD

Abbreviations Key

N/A Not Applicable N/AV Not Available N/C Not Collected N/R Not Reported I/S Insufficient Sample TBD To be determined
NI Newly Identified CSI Continuing School Improvement CA Corrective Action RP Plan to Restructure R Restructure DELAY School Improvement Status HOLD School Improvement Status

La France Elementary [Anderson 4]

SCHOOL PROFILE

	Our School	Change from Last Year	Elementary Schools with Students Like Ours	Median Elementary School
Students (n=469)				
Retention rate	2.2%	Up from 1.8%	2.2%	2.3%
Attendance rate	96.1%	Up from 95.9%	96.4%	96.3%
Eligible for gifted and talented	12.9%	Down from 18.0%	12.9%	10.4%
With disabilities other than speech	11.4%	Up from 8.5%	7.4%	7.5%
Out-of-school suspensions or expulsions for violent &/or criminal offenses	0.0%	No Change	0.0%	0.0%
Teachers (n=34)				
Teachers with advanced degrees	52.9%	Up from 47.1%	55.3%	56.7%
Continuing contract teachers	73.5%	Up from 67.6%	78.3%	77.3%
Teachers with emergency or provisional certificates	0.0%	No Change	0.0%	0.0%
Teachers returning from previous year	80.3%	Up from 76.9%	88.2%	86.4%
Teacher attendance rate	94.7%	Down from 95.5%	94.9%	94.9%
Average teacher salary	\$43,173	Up 2.5%	\$45,484	\$45,345
Classes not taught by highly qualified teachers	0.0%	No Change	0.0%	0.0%
School				
Principal's years at school	1.5	Up from 0.5	4.0	4.0
Student-teacher ratio in core subjects	19.3 to 1	Down from 21.9 to 1	19.3 to 1	18.5 to 1
Prime instructional time	90.5%	Down from 91.2%	90.1%	89.8%
Opportunities in the arts	Good	No Change	Good	Good
SACS accreditation	Yes	No Change	Yes	Yes
Character development program	Good	No Change	Excellent	Excellent
Dollars spent per pupil*	\$6,580	Down 0.9%	\$6,375	\$7,052
Percent of expenditures for instruction*	61.6%	Up from 58.6%	69.7%	69.1%
Percent of expenditures for teacher salaries*	50.8%	Down from 56.8%	65.4%	64.2%
% of AYP objectives met	90.5%		90.5%	85.7%

* Prior year audited financial data available.

EVALUATION RESULTS

	Teachers	Students*	Parents*
Number of surveys returned	39	55	21
Percent satisfied with learning environment	92.1%	78.2%	85.7%
Percent satisfied with social and physical environment	97.4%	87.3%	81.0%
Percent satisfied with school-home relations	82.1%	87.3%	85.7%

*Only students at the highest elementary school grade level at this school and their parents were included.

REPORT OF PRINCIPAL AND SCHOOL IMPROVEMENT COUNCIL

The 2007-2008 school year was one of new challenges, new goals, and many accomplishments. With new attendance zones came many new faces joining our La France family. We welcomed everyone with open arms and devised We Are Family, a mentor program to make everyone feel at home. We are now a Title One school and used our Targeted Assistance monies to hire reading specialists to work with students in grades one through three to reach our goal of having every child read on grade level by the end of this school year. We look forward to watching this program expand into the upper grades in order to reach our goal of all students reading on grade level by the end of next school year.

Technology continues to be infused into lessons and activities throughout our instructional day. Students use the computer labs for research; teachers creatively instruct their students with lessons created for SmartBoards and Airliners; and our mobile lab has brought numerous online activities to the classroom. Data from Measures of Academic Progress (MAP), a computerized testing program that provides immediate information on each child's progress in Reading and Math, assists our teachers as they flexibly group students to best meet each child's academic needs.

Our faculty and staff continue to participate in various professional development opportunities and grant writing. Our faculty carefully analyzed our school as we read and discussed Results Now by Mike Schmoker. We determined areas in need of improvement but realized we are actually doing many things well and want to continue with these activities. Our students had many opportunities for growth this year as we began new programs. An example of one such improvement involved our Accelerated Reader incentive program. We enhanced our Accelerated Reader program by starting a Jump for George incentive for reaching personal goals. Students were actually paid for reading – a huge hit with our students! Several teachers received monies from EIA and other grants and used these monies to write and perform plays, grow and sell plants through purchasing a greenhouse, and obtain guest artists and performers. Our students have had a wealth of experiences due to teachers and others willing to seek out ways to bring exciting opportunities to them.

Hope Morgan Atyeo, Principal
Viola Austin, SIC Chairperson

Comprehensive detail, including definitions of rating, performance criteria, and explanations of status, is available on www.ed.sc.gov and www.eoc.sc.gov as well as school and school district websites.

Printed versions are available from school districts upon request.

Abbreviations Key

N/A Not Applicable N/AV Not Available N/C Not Collected N/R Not Reported I/S Insufficient Sample TBD To be determined

NI Newly Identified CSI Continuing School Improvement CA Corrective Action RP Plan to Restructure R Restructure DELAY School Improvement Status HOLD School Improvement Status