



SC Annual School Report Card Summary

Mossy Creek Elementary
Aiken

Grades: PK-5

Enrollment: 709

Principal: Rose S Marshall

Superintendent: Dr. Elizabeth Everitt

Board Chair: Dr. Christine Sanders

PERFORMANCE

Comprehensive detail, including definitions of ratings, performance criteria, and explanations of status, is available on www.ed.sc.gov and www.eoc.sc.gov as well as school and school district websites. Printed versions are available from school districts upon request.

YEAR	ABSOLUTE RATING	GROWTH RATING	PALMETTO GOLD/SILVER AWARD	AYP STATUS	NCLB IMPROVEMENT STATUS
2008	Average	Below Average	TBD	Not Met	N/A
2007	Average	Below Average	Silver	Met	N/A
2006	Average	Good	N/A	Met	N/A

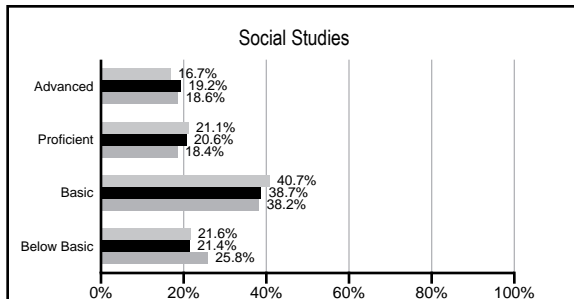
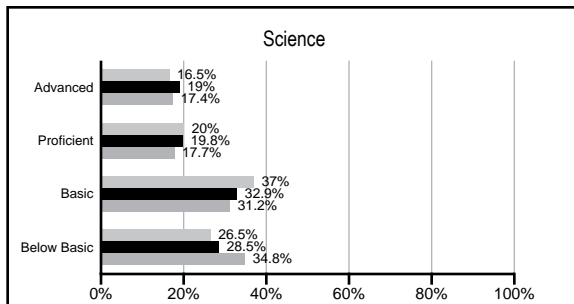
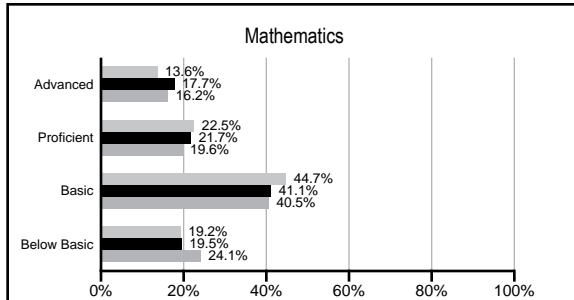
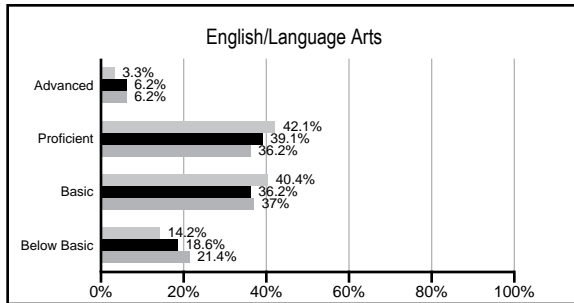
ABSOLUTE RATINGS OF ELEMENTARY SCHOOLS WITH STUDENTS LIKE OURS*

EXCELLENT	GOOD	AVERAGE	BELOW AVERAGE	AT-RISK
0	13	63	10	1

* Ratings are calculated with data available by 02/17/2009. Schools with Students like Ours are Elementary Schools with poverty indices of no more than 5% above or below the index for this school.

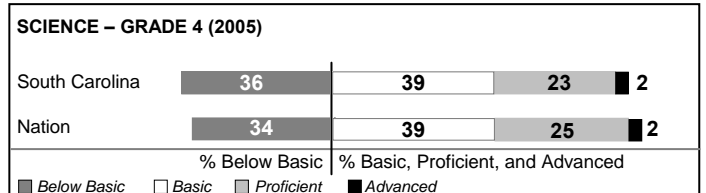

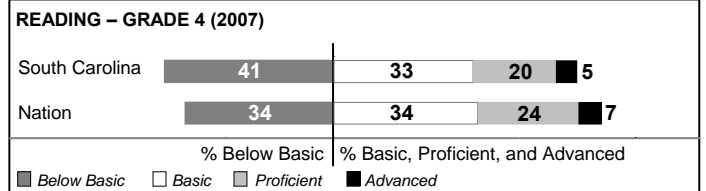
PACT PERFORMANCE

Our School
 Elementary Schools with Students Like Ours
 Elementary schools statewide



NAEP PERFORMANCE*

* Performance reported for SC and nation, data not available at school level. Percentages at NAEP Achievement Levels.



SC PERFORMANCE GOAL

2010 Goal:

By 2010, SC's student achievement will be ranked in the top half of the states nationally. To achieve this goal, we must become one of the fastest improving systems in the country.

2020 Goal: TBD

Abbreviations Key

N/A Not Applicable N/AV Not Available N/C Not Collected N/R Not Reported I/S Insufficient Sample TBD To be determined
NI Newly Identified CSI Continuing School Improvement CA Corrective Action RP Plan to Restructure R Restructure DELAY School Improvement Status HOLD School Improvement Status

Mossy Creek Elementary [Aiken]

SCHOOL PROFILE

	Our School	Change from Last Year	Elementary Schools with Students Like Ours	Median Elementary School
Students (n=709)				
Retention rate	4.9%	Down from 5.3%	2.2%	2.3%
Attendance rate	95.9%	Up from 95.6%	96.3%	96.3%
Eligible for gifted and talented	10.1%	Down from 13.2%	12.3%	10.4%
With disabilities other than speech	5.9%	Up from 3.9%	7.8%	7.5%
Out-of-school suspensions or expulsions for violent &/or criminal offenses	0.0%	No Change	0.0%	0.0%
Teachers (n=50)				
Teachers with advanced degrees	56.0%	Up from 54.3%	55.8%	56.7%
Continuing contract teachers	70.0%	Down from 76.1%	78.0%	77.3%
Teachers with emergency or provisional certificates	0.0%	No Change	0.0%	0.0%
Teachers returning from previous year	N/A	N/A	88.3%	86.4%
Teacher attendance rate	93.5%	Down from 95.0%	95.1%	94.9%
Average teacher salary	\$45,891	Up 3.3%	\$45,250	\$45,345
Classes not taught by highly qualified teachers	0.0%	No Change	0.0%	0.0%
School				
Principal's years at school	3.0	Up from 2.0	3.0	4.0
Student-teacher ratio in core subjects	14.6 to 1	Down from 18.4 to 1	19.2 to 1	18.5 to 1
Prime instructional time	88.4%	Down from 89.5%	90.4%	89.8%
Opportunities in the arts	Good	No Change	Good	Good
SACS accreditation	Yes	No Change	Yes	Yes
Character development program	Excellent	No Change	Excellent	Excellent
Dollars spent per pupil*	\$5,287	Up 10.4%	\$6,434	\$7,052
Percent of expenditures for instruction*	74.3%	Down from 74.6%	69.8%	69.1%
Percent of expenditures for teacher salaries*	68.5%	Down from 68.6%	65.1%	64.2%
% of AYP objectives met	94.1%		88.9%	85.7%

* Prior year audited financial data available.

EVALUATION RESULTS

	Teachers	Students*	Parents*
Number of surveys returned	37	100	81
Percent satisfied with learning environment	97.3%	70.0%	70.5%
Percent satisfied with social and physical environment	100.0%	84.7%	76.3%
Percent satisfied with school-home relations	94.6%	92.0%	62.8%

*Only students at the highest elementary school grade level at this school and their parents were included.

REPORT OF PRINCIPAL AND SCHOOL IMPROVEMENT COUNCIL

Since Mossy Creek Elementary opened its doors in August 2005, the increase in enrollment and the diversity of student populations prompted us to add additional programs to help meet student needs. Our schoolwide discipline plan incorporates teaching character traits and educating students about what behaviors are expected to create an environment focused on learning. Having teacher's present classroom lessons about each attribute (Safety, Thoughtful, Accountable, and Respectful) has enabled us to cut discipline office referrals by 30%.

Academically, Mossy Creek provides programs including Early Literacy Intervention, afterschool tutoring for grades two through five, summer programs for 5K through fifth grade, the Literary Club, Literary Magazine, the Accelerated Reader Program, Science and Math Days, Write Night, visiting authors focused on the writing process and illustration methods, the Mossy Mail Service, and our technology labs. Programs and events that enhance character and personal development include DARE, Service Learning, Student Council, Diversity Day, Career Day, Character Education, Red Ribbon Week, Field Day, Spirit Nights, Jump Rope Team, Chorus, Pep Squad, Art Club, Jump Rope for Heart, School Carnival, and Safety Patrol. Mossy Creek also has afterschool care and a summer camp program for enrichment in character and personal development and all academic areas.

For improvements in PACT scores, Mossy Creek received a 2005–2006 Palmetto Silver Award from the State Department of Education. Highlight scores for 2006-2007 include 86.6% of third graders scoring Basic or above in Math and 89.3% in English Language Arts (ELA). 73.8% of fourth grades scored Basic or above in Math and 74.6% in ELA. 83.6% of fifth graders scored Basic or above in Math and 84.5% in ELA. The majority of these scores were at or above district and state averages. By using MAP computer assessment and differentiated instructional strategies, Mossy Creek will be able to assess student needs quickly and address them to achieve higher scores and levels of achievement.

Our future goals are to meet and/or exceed district and state averages especially in the area of Reading and to prepare students to become productive citizens and life-long readers and learners.

Rose S Marshall, Principal
Rachael Pugh, SIC Chairman

Comprehensive detail, including definitions of rating, performance criteria, and explanations of status, is available on www.ed.sc.gov and www.eoc.sc.gov as well as school and school district websites.

Printed versions are available from school districts upon request.

Abbreviations Key

N/A Not Applicable N/AV Not Available N/C Not Collected N/R Not Reported I/S Insufficient Sample TBD To be determined

NI Newly Identified CSI Continuing School Improvement CA Corrective Action RP Plan to Restructure R Restructure DELAY School Improvement Status HOLD School Improvement Status