



SC Annual School Report Card Summary

**Chukker Creek Elementary
Aiken**

Grades: PK-5

Enrollment: 728

Principal: Amy Gregory

Superintendent: Dr. Elizabeth Everitt

Board Chair: Dr. Christine Sanders

PERFORMANCE

Comprehensive detail, including definitions of ratings, performance criteria, and explanations of status, is available on www.ed.sc.gov and www.eoc.sc.gov as well as school and school district websites. Printed versions are available from school districts upon request.

YEAR	ABSOLUTE RATING	GROWTH RATING	PALMETTO GOLD/SILVER AWARD	AYP STATUS	NCLB IMPROVEMENT STATUS
2008	Good	Average	TBD	Met	N/A
2007	Good	At-Risk	Gold	Met	N/A
2006	Excellent	Excellent	Gold	Met	N/A

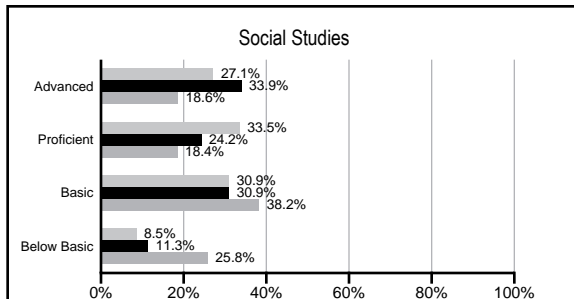
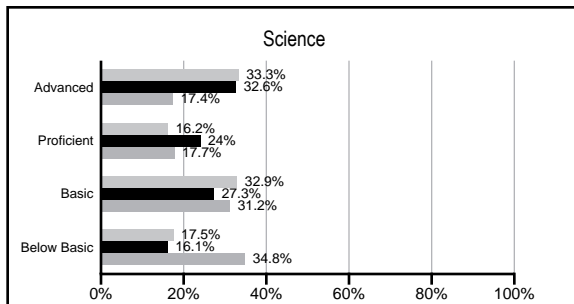
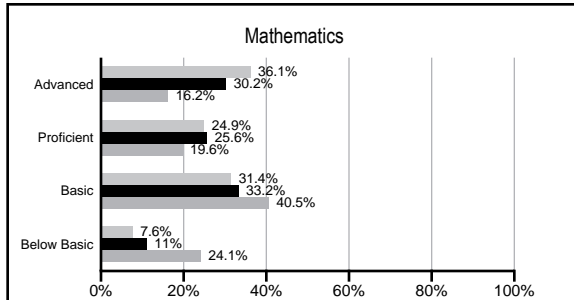
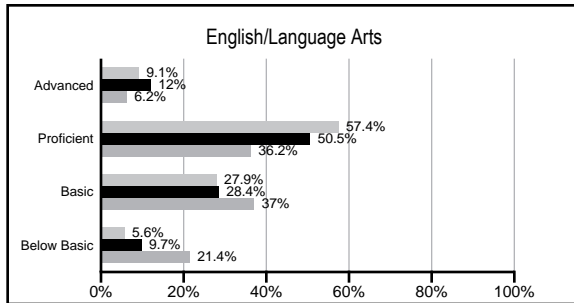
ABSOLUTE RATINGS OF ELEMENTARY SCHOOLS WITH STUDENTS LIKE OURS*

EXCELLENT	GOOD	AVERAGE	BELOW AVERAGE	AT-RISK
9	21	6	0	0

* Ratings are calculated with data available by 02/17/2009. Schools with Students like Ours are Elementary Schools with poverty indices of no more than 5% above or below the index for this school.



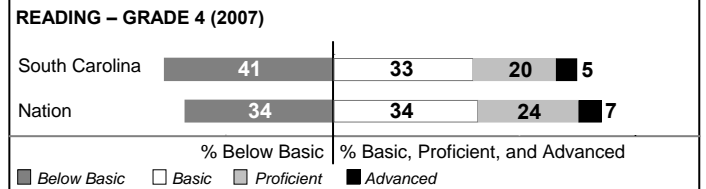
PACT PERFORMANCE

Our School
 Elementary Schools with Students Like Ours
 Elementary schools statewide



NAEP PERFORMANCE*

* Performance reported for SC and nation, data not available at school level. Percentages at NAEP Achievement Levels.



SC PERFORMANCE GOAL

2010 Goal:

By 2010, SC's student achievement will be ranked in the top half of the states nationally. To achieve this goal, we must become one of the fastest improving systems in the country.

2020 Goal: TBD

Abbreviations Key

N/A Not Applicable N/AV Not Available N/C Not Collected N/R Not Reported I/S Insufficient Sample TBD To be determined
 NI Newly Identified CSI Continuing School Improvement CA Corrective Action RP Plan to Restructure R Restructure DELAY School Improvement Status HOLD School Improvement Status

Chukker Creek Elementary [Aiken]

SCHOOL PROFILE

	Our School	Change from Last Year	Elementary Schools with Students Like Ours	Median Elementary School
Students (n=728)				
Retention rate	1.5%	Up from 1.3%	1.4%	2.3%
Attendance rate	96.7%	Up from 96.6%	96.7%	96.3%
Eligible for gifted and talented	24.5%	Up from 21.3%	23.4%	10.4%
With disabilities other than speech	6.9%	Up from 4.3%	5.5%	7.5%
Out-of-school suspensions or expulsions for violent &/or criminal offenses	0.0%	No Change	0.0%	0.0%
Teachers (n=43)				
Teachers with advanced degrees	67.4%	Down from 73.2%	61.8%	56.7%
Continuing contract teachers	81.4%	Down from 92.7%	80.7%	77.3%
Teachers with emergency or provisional certificates	0.0%	No Change	0.0%	0.0%
Teachers returning from previous year	90.9%	Down from 92.1%	88.2%	86.4%
Teacher attendance rate	94.2%	Up from 92.6%	95.0%	94.9%
Average teacher salary	\$48,995	Down 0.2%	\$47,699	\$45,345
Classes not taught by highly qualified teachers	0.0%	No Change	0.0%	0.0%
School				
Principal's years at school	1.0	Down from 5.0	5.0	4.0
Student-teacher ratio in core subjects	20.8 to 1	Up from 20.2 to 1	19.9 to 1	18.5 to 1
Prime instructional time	90.4%	Up from 88.4%	90.4%	89.8%
Opportunities in the arts	Good	No Change	Good	Good
SACS accreditation	Yes	No Change	Yes	Yes
Character development program	Excellent	Up from Good	Excellent	Excellent
Dollars spent per pupil*	\$6,235	Up 4.9%	\$6,491	\$7,052
Percent of expenditures for instruction*	74.0%	Up from 73.3%	70.7%	69.1%
Percent of expenditures for teacher salaries*	70.8%	Up from 69.9%	65.3%	64.2%
% of AYP objectives met	100.0%		100.0%	85.7%

* Prior year audited financial data available.

EVALUATION RESULTS

	Teachers	Students*	Parents*
Number of surveys returned	38	107	83
Percent satisfied with learning environment	97.4%	94.4%	94.0%
Percent satisfied with social and physical environment	97.4%	92.5%	89.2%
Percent satisfied with school-home relations	100.0%	96.3%	87.8%

*Only students at the highest elementary school grade level at this school and their parents were included.

REPORT OF PRINCIPAL AND SCHOOL IMPROVEMENT COUNCIL

"Work Hard, Play Hard" is the inspiration at Chukker Creek Elementary School. Evidence of our sports-related theme was everywhere on campus. The 2007-2008 school year offered many opportunities for students and teachers alike to prove that when we work hard at all we do, good things happen.

We continued to support our students' academic achievement by increasing their access to technology. With the help of our very active PTO, we have added eleven SMARTBoards to classrooms. Our School Improvement Council assisted by staffing our science lab with parent volunteers and installing an outdoor weather station.

The implementation of Measures of Academic Progress (MAP) benchmark tests have empowered teachers to make instructional decisions based on students individual needs to improve their reading, writing, math, science, and social studies skills. More than a dozen second grade students participated in the "Academy of Reading", a computer-aided instructional program designed to improve reading skills. The Math Superstars and the Accelerated Reader Program challenged students to do their best. Our afterschool program attracted many students who were able to benefit from extra small-group instruction. Students competed successfully in area spelling bees, geography bees, Lego League, and Math Olympiads. Other students participated in Physical Education, Art, and Chorus performances and competitions at both the local and regional levels. Through the hard work of our related arts department, students attended programs featuring authors, musicians, opera, and karate.

The 2007-2008 school year was a tremendous one for Chukker Creek Elementary School. Students are well aware that success comes when we "Work Hard and Play Hard". We look forward to seeing even more spectacular results from our efforts during the 2008-2009 school year.

Amy Gregory, Principal
Monnica Seigler, SIC Chairman

Comprehensive detail, including definitions of rating, performance criteria, and explanations of status, is available on www.ed.sc.gov and www.eoc.sc.gov as well as school and school district websites.

Printed versions are available from school districts upon request.

Abbreviations Key

N/A Not Applicable N/AV Not Available N/C Not Collected N/R Not Reported I/S Insufficient Sample TBD To be determined
NI Newly Identified CSI Continuing School Improvement CA Corrective Action RP Plan to Restructure R Restructure DELAY School Improvement Status HOLD School Improvement Status