



SC Annual School Report Card Summary

Redcliffe Elementary
Aiken

Grades: PK-5

Enrollment: 833

Principal: Salvatore A. Minolfo

Superintendent: Dr. Elizabeth Everitt

Board Chair: Dr. Christine Sanders

PERFORMANCE

Comprehensive detail, including definitions of ratings, performance criteria, and explanations of status, is available on www.ed.sc.gov and www.eoc.sc.gov as well as school and school district websites. Printed versions are available from school districts upon request.

YEAR	ABSOLUTE RATING	GROWTH RATING	PALMETTO GOLD/SILVER AWARD	AYP STATUS	NCLB IMPROVEMENT STATUS
2008	Below Average	At-Risk	TBD	Not Met	N/A
2007	Average	At-Risk	N/A	Met	N/A
2006	Average	At-Risk	N/A	Not Met	N/A

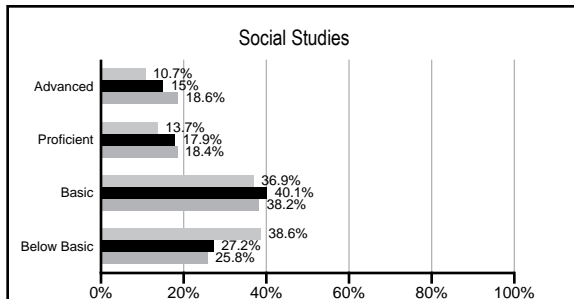
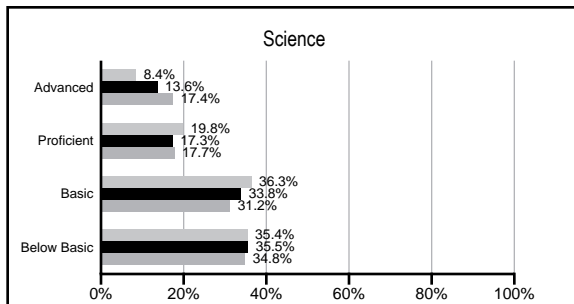
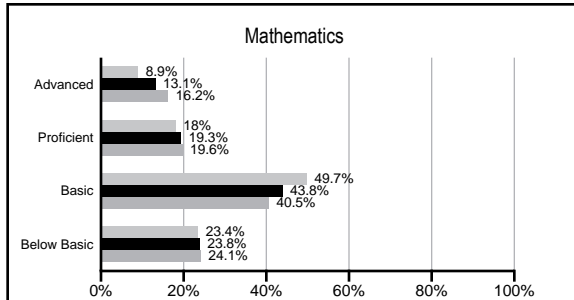
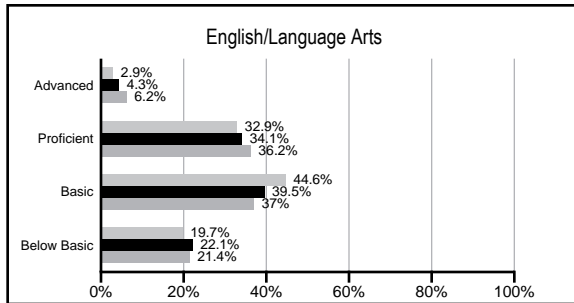
ABSOLUTE RATINGS OF ELEMENTARY SCHOOLS WITH STUDENTS LIKE OURS*

EXCELLENT	GOOD	AVERAGE	BELOW AVERAGE	AT-RISK
0	4	44	40	1

* Ratings are calculated with data available by 02/17/2009. Schools with Students like Ours are Elementary Schools with poverty indices of no more than 5% above or below the index for this school.

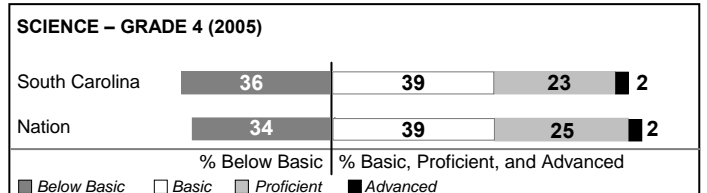

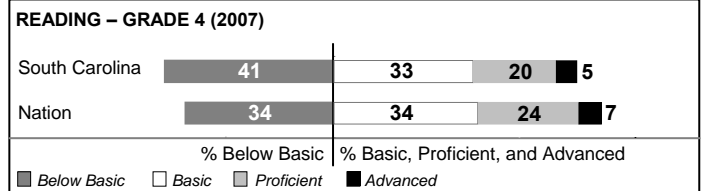
PACT PERFORMANCE

Our School Elementary Schools with Students Like Ours Elementary schools statewide



NAEP PERFORMANCE*

* Performance reported for SC and nation, data not available at school level. Percentages at NAEP Achievement Levels.



SC PERFORMANCE GOAL

2010 Goal:

By 2010, SC's student achievement will be ranked in the top half of the states nationally. To achieve this goal, we must become one of the fastest improving systems in the country.

2020 Goal: TBD

Abbreviations Key

N/A Not Applicable N/AV Not Available N/C Not Collected N/R Not Reported I/S Insufficient Sample TBD To be determined

NI Newly Identified CSI Continuing School Improvement CA Corrective Action RP Plan to Restructure R Restructure DELAY School Improvement Status HOLD School Improvement Status

Redcliffe Elementary [Aiken]

SCHOOL PROFILE

	Our School	Change from Last Year	Elementary Schools with Students Like Ours	Median Elementary School
Students (n=833)				
Retention rate	4.0%	Down from 4.6%	2.9%	2.3%
Attendance rate	95.8%	Down from 95.9%	96.1%	96.3%
Eligible for gifted and talented	8.0%	Down from 9.7%	9.2%	10.4%
With disabilities other than speech	4.8%	Up from 3.7%	8.8%	7.5%
Out-of-school suspensions or expulsions for violent &/or criminal offenses	0.0%	No Change	0.0%	0.0%
Teachers (n=56)				
Teachers with advanced degrees	51.8%	Up from 46.4%	57.4%	56.7%
Continuing contract teachers	66.1%	Down from 78.6%	80.0%	77.3%
Teachers with emergency or provisional certificates	2.0%	Up from 0.0%	0.0%	0.0%
Teachers returning from previous year	85.9%	Down from 87.8%	86.9%	86.4%
Teacher attendance rate	95.5%	Up from 94.1%	94.7%	94.9%
Average teacher salary	\$46,638	Up 2.0%	\$45,391	\$45,345
Classes not taught by highly qualified teachers	0.0%	No Change	0.0%	0.0%
School				
Principal's years at school	3.0	Up from 2.0	4.0	4.0
Student-teacher ratio in core subjects	20.4 to 1	Up from 19.5 to 1	18.5 to 1	18.5 to 1
Prime instructional time	88.8%	Up from 87.6%	89.4%	89.8%
Opportunities in the arts	Excellent	Up from Good	Good	Good
SACS accreditation	Yes	No Change	Yes	Yes
Character development program	Good	Down from Excellent	Excellent	Excellent
Dollars spent per pupil*	\$6,166	Up 7.3%	\$6,959	\$7,052
Percent of expenditures for instruction*	75.3%	Up from 62.6%	68.7%	69.1%
Percent of expenditures for teacher salaries*	72.2%	Up from 69.5%	64.3%	64.2%
% of AYP objectives met	76.2%		85.7%	85.7%

* Prior year audited financial data available.

EVALUATION RESULTS

	Teachers	Students*	Parents*
Number of surveys returned	57	98	74
Percent satisfied with learning environment	96.5%	76.5%	79.5%
Percent satisfied with social and physical environment	94.7%	76.5%	87.3%
Percent satisfied with school-home relations	78.9%	83.7%	91.3%

*Only students at the highest elementary school grade level at this school and their parents were included.

REPORT OF PRINCIPAL AND SCHOOL IMPROVEMENT COUNCIL

As the School Improvement Council prepared for this school year, we determined several areas to target for significant improvement from the previous school year. The three areas were the following: the professional development of the faculty and staff; improved community involvement and support; and more opportunities for our students to experience the visual and performing arts.

The professional development of the faculty and staff focused on the development of our grade levels into professional learning teams. Each grade level concluded the school year by revisiting their four subject area standards, revising their essential standards, and designing common assessments in each subject area. The grade level teachers also were trained on the different types of data, how to obtain the data, and how to read the data to determine the strengths and weaknesses of grade levels, classes, or individual students. Next school year, we will focus our professional development efforts on utilizing the data to "drive" our reading instruction using differentiated instruction.

The PTO did a wonderful job this year of initiating and cultivating more parent and community involvement. Several local community members donated funds to purchase picnic tables for our playground. Funds raised by our PTO paid for a surfacing project for our playgrounds. One basketball court was resurfaced; another basketball court was paved; and a concrete slab was installed. The concrete slab was then covered, turning it into a picnic area for our students recess time, as well as an outdoor classroom. A new laminator was purchased through a grant from a local donor and smaller projects were completed. We also had many parents and grandparents volunteer their time for our two book fairs.

Our final area noted for improvement was increased opportunities for our students to experience the visual and performing arts. This year, every grade level had the opportunity to perform through a choral performance at one of our many events – Parents and Pastries, Winter or Spring Celebration of the Arts, Fifth Grade Production, Winter Wonderland, or Celebration of Life. Many of our students' visual arts pieces were displayed during the Winter and Spring Celebration of the Arts as well as in the hallways of our school throughout the year. In addition, our kindergarten and first grade classes went to see local theatrical productions; our fourth and fifth grade students were treated to a string quartet, a symphonic performance, and a mini opera performance; and all of our students were visited by Poetry Alive! Finally, kindergarten, first grade, third grade, and fourth grade had week-long artists-in-residence.

We know that when our faculty and staff continue their learning, parents and community members become more involved, and our students experience the visual and performing arts, then our students' opportunities for success academically and socially increase significantly. For these reasons, we believe our students truly benefited from the SIC's focus on these three areas this year.

Salvatore Minolfo, Principal
Bonnie Fulghum and Sylvia Campbell, SIC Co-Chairman

Comprehensive detail, including definitions of rating, performance criteria, and explanations of status, is available on www.ed.sc.gov and www.eoc.sc.gov as well as school and school district websites.

Printed versions are available from school districts upon request.

Abbreviations Key

N/A Not Applicable N/AV Not Available N/C Not Collected N/R Not Reported I/S Insufficient Sample TBD To be determined

NI Newly Identified CSI Continuing School Improvement CA Corrective Action RP Plan to Restructure R Restructure DELAY School Improvement Status HOLD School Improvement Status