



# SC Annual School Report Card Summary

Oakwood-Windsor Elementary  
Aiken

Grades: PK-5

Enrollment: 505

Principal: Janice Kitchings

Superintendent: Dr. Elizabeth Everitt

Board Chair: Dr. Christine Sanders

## PERFORMANCE

Comprehensive detail, including definitions of ratings, performance criteria, and explanations of status, is available on [www.ed.sc.gov](http://www.ed.sc.gov) and [www.eoc.sc.gov](http://www.eoc.sc.gov) as well as school and school district websites. Printed versions are available from school districts upon request.

YEAR	ABSOLUTE RATING	GROWTH RATING	PALMETTO GOLD/SILVER AWARD	AYP STATUS	NCLB IMPROVEMENT STATUS
2008	Average	Below Average	TBD	Met	N/A
2007	Average	At-Risk	N/A	Met	N/A
2006	Average	Below Average	Silver	Not Met	N/A

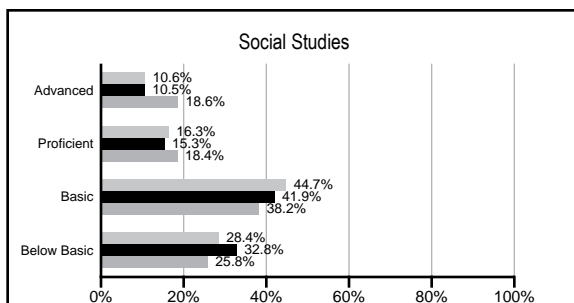
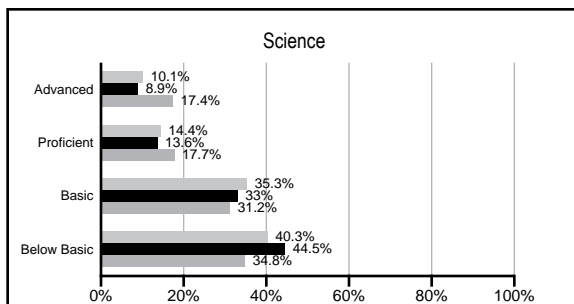
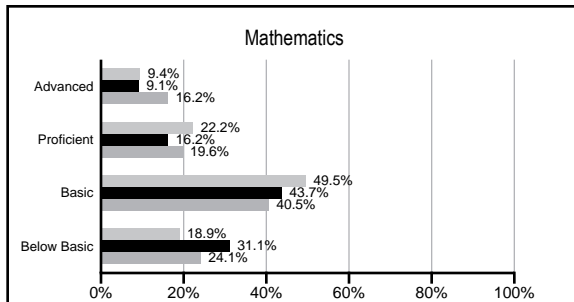
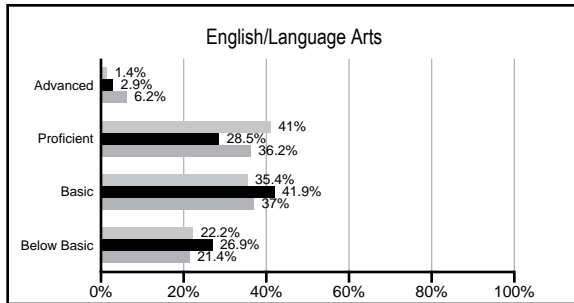
## ABSOLUTE RATINGS OF ELEMENTARY SCHOOLS WITH STUDENTS LIKE OURS\*

EXCELLENT	GOOD	AVERAGE	BELOW AVERAGE	AT-RISK
0	0	16	61	11

\* Ratings are calculated with data available by 02/17/2009. Schools with Students like Ours are Elementary Schools with poverty indices of no more than 5% above or below the index for this school.

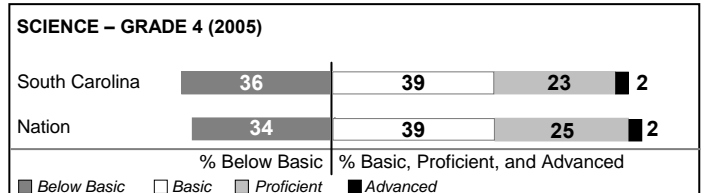

## PACT PERFORMANCE

Our School    Elementary Schools with Students Like Ours    Elementary schools statewide



## NAEP PERFORMANCE\*

\* Performance reported for SC and nation, data not available at school level. Percentages at NAEP Achievement Levels.



## SC PERFORMANCE GOAL

2010 Goal:

*By 2010, SC's student achievement will be ranked in the top half of the states nationally. To achieve this goal, we must become one of the fastest improving systems in the country.*

2020 Goal: TBD

### Abbreviations Key

N/A Not Applicable N/AV Not Available N/C Not Collected N/R Not Reported I/S Insufficient Sample TBD To be determined

NI Newly Identified CSI Continuing School Improvement CA Corrective Action RP Plan to Restructure R Restructure DELAY School Improvement Status HOLD School Improvement Status

# Oakwood-Windsor Elementary [Aiken]

## SCHOOL PROFILE

	Our School	Change from Last Year	Elementary Schools with Students Like Ours	Median Elementary School
<b>Students (n=505)</b>				
Retention rate	3.9%	Down from 4.6%	2.9%	2.3%
Attendance rate	95.4%	Down from 95.5%	96.0%	96.3%
Eligible for gifted and talented	7.1%	Down from 9.1%	6.0%	10.4%
With disabilities other than speech	8.0%	Up from 6.8%	8.4%	7.5%
Out-of-school suspensions or expulsions for violent &/or criminal offenses	0.0%	No Change	0.0%	0.0%
<b>Teachers (n=44)</b>				
Teachers with advanced degrees	72.7%	Up from 62.8%	54.4%	56.7%
Continuing contract teachers	84.1%	Down from 90.7%	71.9%	77.3%
Teachers with emergency or provisional certificates	0.0%	No Change	0.0%	0.0%
Teachers returning from previous year	94.5%	Up from 93.3%	84.8%	86.4%
Teacher attendance rate	95.3%	N/R	94.9%	94.9%
Average teacher salary	\$49,097	Up 2.4%	\$44,347	\$45,345
Classes not taught by highly qualified teachers	0.0%	No Change	0.0%	0.0%
<b>School</b>				
Principal's years at school	1.0	Down from 9.0	3.5	4.0
Student-teacher ratio in core subjects	14.9 to 1	Down from 15.3 to 1	17.0 to 1	18.5 to 1
Prime instructional time	95.1%	N/R	89.1%	89.8%
Opportunities in the arts	Good	No Change	Good	Good
SACS accreditation	Yes	No Change	Yes	Yes
Character development program	Excellent	No Change	Excellent	Excellent
Dollars spent per pupil*	\$7,868	Up 13.7%	\$7,801	\$7,052
Percent of expenditures for instruction*	76.9%	Up from 74.7%	69.1%	69.1%
Percent of expenditures for teacher salaries*	74.1%	Up from 71.3%	62.5%	64.2%
% of AYP objectives met	100.0%		76.5%	85.7%

\* Prior year audited financial data available.

## EVALUATION RESULTS

	Teachers	Students*	Parents*
Number of surveys returned	44	75	56
Percent satisfied with learning environment	95.2%	77.0%	90.7%
Percent satisfied with social and physical environment	97.7%	82.4%	85.7%
Percent satisfied with school-home relations	81.8%	77.0%	87.3%

\*Only students at the highest elementary school grade level at this school and their parents were included.

## REPORT OF PRINCIPAL AND SCHOOL IMPROVEMENT COUNCIL

The mission of Oakwood-Windsor Elementary School is to develop productive citizens by providing learning opportunities in a safe environment through the cooperative efforts of home, school, and community. We are proud of our reputation as "The Best Little School in the Country" and remain committed to providing the best possible education for our students.

Each morning we start our day with the OWES Morning News Show anchored by our 5th graders, which reminds everyone to approach the day with a positive attitude and follow school rules. Our character education program emphasizes values, such as respect and responsibility, to help create a safe and orderly environment. Students are recognized daily for demonstrating good character. To motivate and encourage students to achieve, celebrations are held for the Principal's Honor Roll, A/B Honor Roll, Believer's Club, Perfect Attendance, Terrific Kids, and Good Citizenship. Youth service opportunities are implemented into our school curriculum that include our Christmas Community Penny Drive, the canned food drive, Easter Baskets for the Elderly, Jump Rope for Heart, and Beagle Aid. OWES students participate in other activities such as Student Council, OWES Puppeteers, Lego League, Violin, and help write articles for the Puppy Paw Times School Newsletter.

To increase parent and community involvement, family nights focus on literacy, Math, Science, and History. These meetings were held monthly and highlighted speakers from the community and surrounding areas. Other activities included Goodies for Grandparents, Veteran's Day, Hispanic Week, Night of the Arts, Science Fair, author visits, the book fair, and more!

Academic assistance initiatives to support students with academic difficulties include Reading Recovery, small group instruction, a full day Pre-K program, and EAA before-school/after-school tutoring. Our 21st Century Learning Center provided help with homework and tutoring as well.

We are proud of our highly qualified staff that goes above and beyond in providing the best education possible for our students.

Janice Kitchings, Principal  
Dr. Jerry Lynn, SIC Chairperson

Comprehensive detail, including definitions of rating, performance criteria, and explanations of status, is available on [www.ed.sc.gov](http://www.ed.sc.gov) and [www.eoc.sc.gov](http://www.eoc.sc.gov) as well as school and school district websites.

Printed versions are available from school districts upon request.

### Abbreviations Key

N/A Not Applicable N/AV Not Available N/C Not Collected N/R Not Reported I/S Insufficient Sample TBD To be determined  
NI Newly Identified CSI Continuing School Improvement CA Corrective Action RP Plan to Restructure R Restructure DELAY School Improvement Status HOLD School Improvement Status