



SC Annual School Report Card Summary

Cyril B Busbee Elementary
Aiken

Grades: PK-5

Enrollment: 576

Principal: John Mills

Superintendent: Dr. Elizabeth Everitt

Board Chair: Dr. Christine Sanders

PERFORMANCE

Comprehensive detail, including definitions of ratings, performance criteria, and explanations of status, is available on www.ed.sc.gov and www.eoc.sc.gov as well as school and school district websites. Printed versions are available from school districts upon request.

YEAR	ABSOLUTE RATING	GROWTH RATING	PALMETTO GOLD/SILVER AWARD	AYP STATUS	NCLB IMPROVEMENT STATUS
2008	Below Average	Good	TBD	Not Met	R
2007	Below Average	Below Average	Silver	Not Met	R
2006	Average	Good	N/A	Not Met	RP

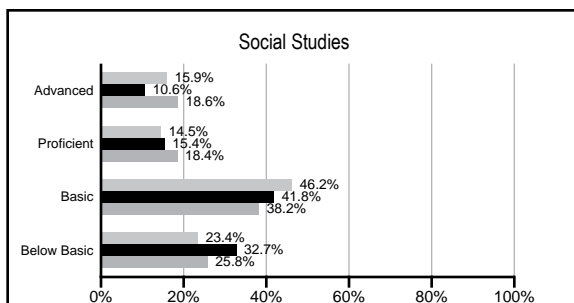
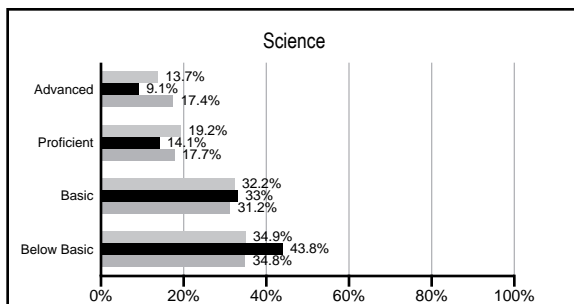
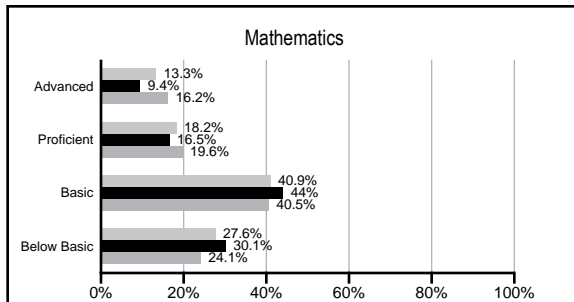
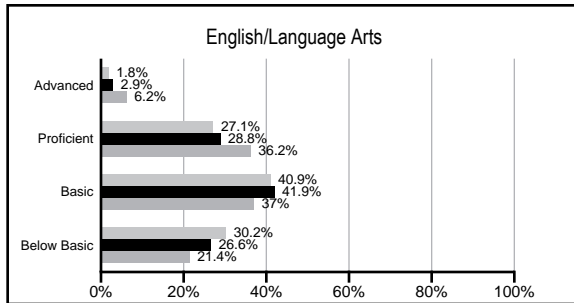
ABSOLUTE RATINGS OF ELEMENTARY SCHOOLS WITH STUDENTS LIKE OURS*

EXCELLENT	GOOD	AVERAGE	BELOW AVERAGE	AT-RISK
0	0	20	62	11

* Ratings are calculated with data available by 02/17/2009. Schools with Students like Ours are Elementary Schools with poverty indices of no more than 5% above or below the index for this school.

PACT PERFORMANCE

Our School
 Elementary Schools with Students Like Ours
 Elementary schools statewide



NAEP PERFORMANCE*

* Performance reported for SC and nation, data not available at school level. Percentages at NAEP Achievement Levels.



SC PERFORMANCE GOAL

2010 Goal:

By 2010, SC's student achievement will be ranked in the top half of the states nationally. To achieve this goal, we must become one of the fastest improving systems in the country.

2020 Goal: TBD

Abbreviations Key

N/A Not Applicable N/AV Not Available N/C Not Collected N/R Not Reported I/S Insufficient Sample TBD To be determined
NI Newly Identified CSI Continuing School Improvement CA Corrective Action RP Plan to Restructure R Restructure DELAY School Improvement Status HOLD School Improvement Status

Cyril B Busbee Elementary [Aiken]

SCHOOL PROFILE

	Our School	Change from Last Year	Elementary Schools with Students Like Ours	Median Elementary School
Students (n=576)				
Retention rate	4.4%	Down from 4.9%	2.8%	2.3%
Attendance rate	95.6%	Up from 95.3%	96.0%	96.3%
Eligible for gifted and talented	10.0%	Up from 6.5%	6.5%	10.4%
With disabilities other than speech	12.2%	Up from 8.2%	8.9%	7.5%
Out-of-school suspensions or expulsions for violent &/or criminal offenses	0.0%	No Change	0.0%	0.0%
Teachers (n=50)				
Teachers with advanced degrees	42.0%	Down from 44.7%	54.0%	56.7%
Continuing contract teachers	80.0%	Up from 76.6%	75.8%	77.3%
Teachers with emergency or provisional certificates	4.4%	Down from 5.0%	0.0%	0.0%
Teachers returning from previous year	95.4%	Up from 90.4%	85.9%	86.4%
Teacher attendance rate	93.3%	Up from 93.0%	94.8%	94.9%
Average teacher salary	\$48,076	Up 5.9%	\$44,459	\$45,345
Classes not taught by highly qualified teachers	0.0%	No Change	0.0%	0.0%
School				
Principal's years at school	3.0	Up from 2.0	3.0	4.0
Student-teacher ratio in core subjects	13.7 to 1	Down from 16.3 to 1	18.0 to 1	18.5 to 1
Prime instructional time	88.3%	Up from 87.3%	89.0%	89.8%
Opportunities in the arts	Good	No Change	Good	Good
SACS accreditation	Yes	No Change	Yes	Yes
Character development program	Good	No Change	Excellent	Excellent
Dollars spent per pupil*	\$7,265	Down 0.1%	\$7,368	\$7,052
Percent of expenditures for instruction*	72.2%	Up from 69.2%	69.2%	69.1%
Percent of expenditures for teacher salaries*	66.6%	Up from 63.6%	64.1%	64.2%
% of AYP objectives met	66.7%		76.9%	85.7%

* Prior year audited financial data available.

EVALUATION RESULTS

	Teachers	Students*	Parents*
Number of surveys returned	45	73	41
Percent satisfied with learning environment	93.3%	72.2%	80.0%
Percent satisfied with social and physical environment	97.8%	72.2%	76.3%
Percent satisfied with school-home relations	75.6%	83.6%	75.0%

*Only students at the highest elementary school grade level at this school and their parents were included.

REPORT OF PRINCIPAL AND SCHOOL IMPROVEMENT COUNCIL

Cyril B. Busbee Elementary School is a SACS accredited school that serves approximately 580 students in Grades PK-5. Our professional staff includes 49 teachers and administrators who are fully certified in their respective areas. In addition, our support staff of 29 is highly qualified and experienced. As a result, our students enjoy a positive educational experience that is guided by a dedicated staff with its focus on academic achievement.

After analyzing test data and parent, teacher, and student surveys, the Title I planning team met in the spring of 2008 to review priorities for Busbee Elementary. The need for improved student achievement prompted the team to focus the majority of resources on reducing pupil-teacher ratios in kindergarten, second grade and fifth grades. Technology continues to be a major focus for our school. We now have a SMARTboard in every classroom. For the 2008-2009 school year, we will continue to update and expand the number of computers and students response systems in classrooms. We will also provide teachers with inservice on how to use this technology effectively. We will continue to grow our leveled bookroom to provide teachers with books that are appropriate for small group instruction on different academic levels. Our curriculum, which is standards based, is presented using innovative, research proven strategies that maximize our potential for reaching all students.

In 2007-2008, we expanded our single-gender program by adding an all-girls class in fourth grade. In 2008-2009, we will expand it even further by having both an all-boys and all-girls class in each level from first through fifth grade.

Busbee Elementary will continue its partnership with The State Department of Education's Math and Science Unit and the Central Savannah Math and Science Regional Center by providing a Science Coach for the 2008-2009 school year. This coach will work with teachers to align curriculum, provide staff development for our teachers, and use research proven inquiry-based strategies to teach science.

In 2008-2009, Busbee Elementary will again employ two Reading Interventionists. These teachers will specialize and focus on our students who have shown a need for direct instruction in reading.

In the 2006-2007 school year, we began planning for restructuring as prescribed by NCLB. Part of our plan called for a curriculum specialist to work with teachers to assure the best instruction possible for our students. The plan also called for the implementation of Early Release Wednesdays to provide teachers with much needed time for collaboration. In 2007-2008, both the curriculum specialist and the Early Release Wednesdays were implemented and showed great success.

Busbee is fortunate to have the support of parents, businesses, community groups, and churches as we endeavor to provide quality instruction to our students. This partnership with our stakeholders has yielded remarkable success in recent years. We expect that success to continue in the future and anticipate continued growth and a higher level of accomplishment for our students, staff,

Comprehensive detail, including definitions of rating, performance criteria, and explanations of status, is available on www.ed.sc.gov and www.eoc.sc.gov as well as school and school district websites.

Printed versions are available from school districts upon request.

Abbreviations Key

N/A Not Applicable N/AV Not Available N/C Not Collected N/R Not Reported I/S Insufficient Sample TBD To be determined
 NI Newly Identified CSI Continuing School Improvement CA Corrective Action RP Plan to Restructure R Restructure DELAY School Improvement Status HOLD School Improvement Status