



SC Annual School Report Card Summary

Ridge Spring-Monetta Elementary
Aiken

Grades: PK-8

Enrollment: 673

Principal: Jim Hooper

Superintendent: Dr. Elizabeth Everitt

Board Chair: Dr. Christine Sanders

PERFORMANCE

Comprehensive detail, including definitions of ratings, performance criteria, and explanations of status, is available on www.ed.sc.gov and www.eoc.sc.gov as well as school and school district websites. Printed versions are available from school districts upon request.

| YEAR | ABSOLUTE RATING | GROWTH RATING | PALMETTO GOLD/SILVER AWARD | AYP STATUS | NCLB IMPROVEMENT STATUS |
|------|-----------------|---------------|----------------------------|------------|-------------------------|
| 2008 | At-Risk | Below Average | TBD | Not Met | R |
| 2007 | At-Risk | At-Risk | Silver | Not Met | RP |
| 2006 | Below Average | Below Average | N/A | Not Met | CA |

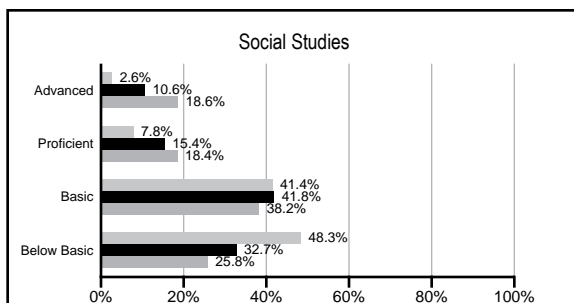
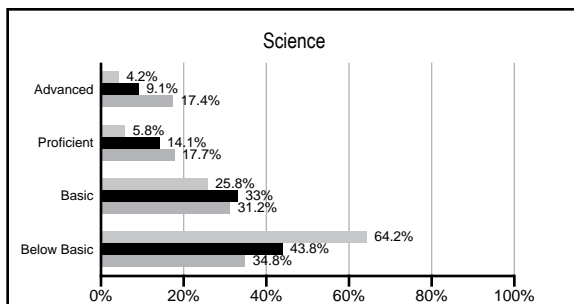
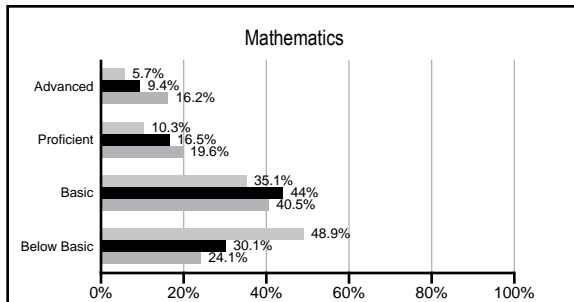
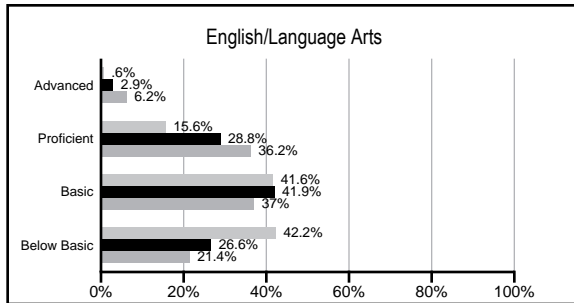
ABSOLUTE RATINGS OF ELEMENTARY SCHOOLS WITH STUDENTS LIKE OURS*

| EXCELLENT | GOOD | AVERAGE | BELOW AVERAGE | AT-RISK |
|-----------|------|---------|---------------|---------|
| 0 | 0 | 20 | 62 | 11 |

* Ratings are calculated with data available by 02/17/2009. Schools with Students like Ours are Elementary Schools with poverty indices of no more than 5% above or below the index for this school.

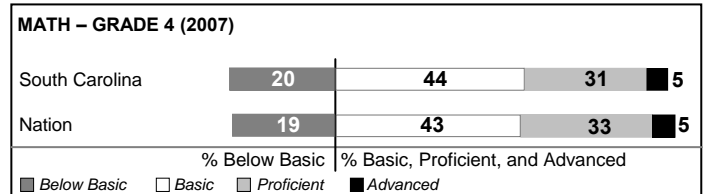
PACT PERFORMANCE

Our School
 Elementary Schools with Students Like Ours
 Elementary schools statewide



NAEP PERFORMANCE*

* Performance reported for SC and nation, data not available at school level. Percentages at NAEP Achievement Levels.



SC PERFORMANCE GOAL

2010 Goal:

By 2010, SC's student achievement will be ranked in the top half of the states nationally. To achieve this goal, we must become one of the fastest improving systems in the country.

2020 Goal: TBD

Abbreviations Key

N/A Not Applicable N/AV Not Available N/C Not Collected N/R Not Reported I/S Insufficient Sample TBD To be determined
NI Newly Identified CSI Continuing School Improvement CA Corrective Action RP Plan to Restructure R Restructure DELAY School Improvement Status HOLD School Improvement Status

Ridge Spring-Monetta Elementary [Aiken]

SCHOOL PROFILE

| | Our School | Change from Last Year | Elementary Schools with Students Like Ours | Median Elementary School |
|--|------------|-----------------------|--|--------------------------|
| Students (n=673) | | | | |
| Retention rate | 2.6% | Down from 3.7% | 2.8% | 2.3% |
| Attendance rate | 95.2% | No Change | 96.0% | 96.3% |
| Eligible for gifted and talented | 9.2% | Down from 9.7% | 6.5% | 10.4% |
| With disabilities other than speech | 6.7% | Up from 6.3% | 8.7% | 7.5% |
| Out-of-school suspensions or expulsions for violent &/or criminal offenses | 0.4% | Up from 0.0% | 0.0% | 0.0% |
| Teachers (n=52) | | | | |
| Teachers with advanced degrees | 53.8% | Up from 48.2% | 52.6% | 56.7% |
| Continuing contract teachers | 65.4% | Down from 76.8% | 75.9% | 77.3% |
| Teachers with emergency or provisional certificates | 5.0% | Up from 4.7% | 0.0% | 0.0% |
| Teachers returning from previous year | 86.7% | Down from 90.4% | 85.9% | 86.4% |
| Teacher attendance rate | 94.5% | Down from 94.6% | 94.7% | 94.9% |
| Average teacher salary | \$45,395 | Up 4.4% | \$44,473 | \$45,345 |
| Classes not taught by highly qualified teachers | 1.8% | Down from 2.5% | 0.0% | 0.0% |
| School | | | | |
| Principal's years at school | 13.0 | Up from 12.0 | 4.0 | 4.0 |
| Student-teacher ratio in core subjects | 15.9 to 1 | Down from 16.4 to 1 | 18.2 to 1 | 18.5 to 1 |
| Prime instructional time | 88.3% | Up from 88.2% | 88.9% | 89.8% |
| Opportunities in the arts | Good | No Change | Good | Good |
| SACS accreditation | Yes | No Change | Yes | Yes |
| Character development program | Good | Down from Excellent | Excellent | Excellent |
| Dollars spent per pupil* | \$7,714 | Up 9.1% | \$7,358 | \$7,052 |
| Percent of expenditures for instruction* | 69.7% | Down from 70.0% | 69.1% | 69.1% |
| Percent of expenditures for teacher salaries* | 63.6% | Down from 63.7% | 63.7% | 64.2% |
| % of AYP objectives met | 57.1% | | 76.9% | 85.7% |

* Prior year audited financial data available.

EVALUATION RESULTS

| | Teachers | Students* | Parents* |
|--|----------|-----------|----------|
| Number of surveys returned | 39 | 52 | 42 |
| Percent satisfied with learning environment | 74.4% | 65.4% | 69.0% |
| Percent satisfied with social and physical environment | 61.5% | 63.5% | 58.5% |
| Percent satisfied with school-home relations | 46.2% | 73.1% | 64.3% |

*Only students at the highest elementary school grade level at this school and their parents were included.

REPORT OF PRINCIPAL AND SCHOOL IMPROVEMENT COUNCIL

This has been a good year at Ridge Spring-Monetta Elementary/Middle School. All students were provided with an appropriate curriculum that related to their needs, learning styles, and interests. Students learned in a physical and social environment that was safe, secure, healthful, and conducive to learning.

Among our accomplishments are the following: Technical Assistance Grant; two Westinghouse Grants; one EAA Grant; one Arts Infusion Grant; First Steps Grant; two Junior Scholars; EAA Afterschool Program for grades K-8; summer program for grades K-7; Keyboarding Class for grades 1-8; leveled bookroom to support Early Literacy; all Speech, Special Education, and K-3 teachers trained in the Reading First Model; and a Reading coach for K-3 classrooms.

Our teachers worked very hard this year. All grade levels focused on a Balanced Literacy Model for reading and writing while building classroom libraries. All classes in grades K-6 had at least 90 minutes devoted to ELA instruction. All ELA and Math teachers participated in intense staff development on Best Practices in Instruction. With Title One and Reading First, we purchased additional books for the Leveled Bookroom.

Becky Hughes was selected as Teacher of the Year and Margaret Campbell was selected as our Reading Teacher of the Year. Mrs. Campbell also received the Aiken County Reading Teacher of the Year.

Because of our 74.58% poverty level, Ridge Spring-Monetta Elementary/Middle is a Title One School. We received funds for salaries, materials, staff development, and parenting. According to our recent SACS survey, 100% of our faculty identified the need for greater parent involvement.

Ridge Spring-Monetta Elementary/Middle School is a Great Place to Learn!

Comprehensive detail, including definitions of rating, performance criteria, and explanations of status, is available on www.ed.sc.gov and www.eoc.sc.gov as well as school and school district websites.

Printed versions are available from school districts upon request.

Abbreviations Key

N/A Not Applicable N/AV Not Available N/C Not Collected N/R Not Reported I/S Insufficient Sample TBD To be determined
NI Newly Identified CSI Continuing School Improvement CA Corrective Action RP Plan to Restructure R Restructure DELAY School Improvement Status HOLD School Improvement Status