



SC Annual School Report Card Summary

North Augusta Elementary
Aiken

Grades: PK-5

Enrollment: 622

Principal: Dr. Angela Burkhalter

Superintendent: Dr. Elizabeth Everitt

Board Chair: Dr. Christine Sanders

PERFORMANCE

Comprehensive detail, including definitions of ratings, performance criteria, and explanations of status, is available on www.ed.sc.gov and www.eoc.sc.gov as well as school and school district websites. Printed versions are available from school districts upon request.

YEAR	ABSOLUTE RATING	GROWTH RATING	PALMETTO GOLD/SILVER AWARD	AYP STATUS	NCLB IMPROVEMENT STATUS
2008	Average	Below Average	TBD	Met	N/A
2007	Average	Below Average	N/A	Met	N/A
2006	Good	Below Average	N/A	Met	N/A

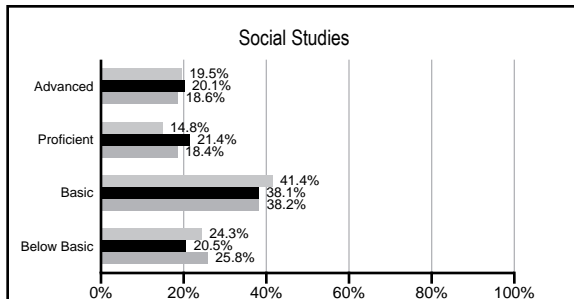
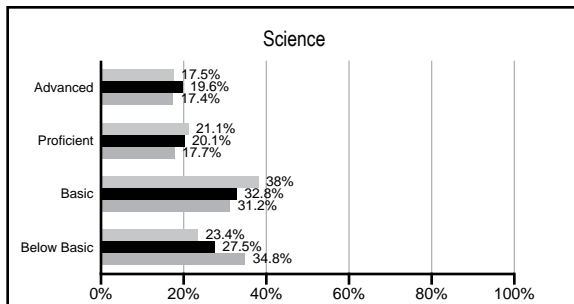
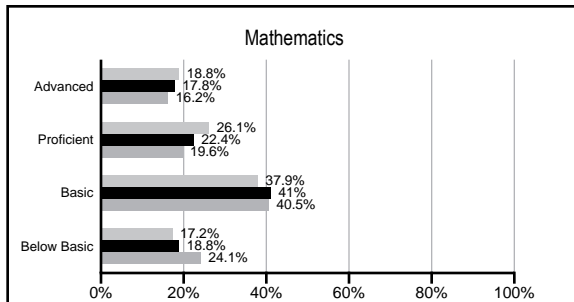
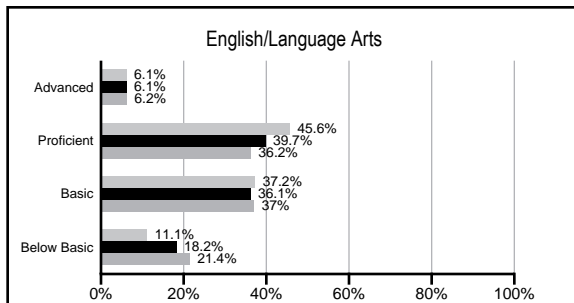
ABSOLUTE RATINGS OF ELEMENTARY SCHOOLS WITH STUDENTS LIKE OURS*

EXCELLENT	GOOD	AVERAGE	BELOW AVERAGE	AT-RISK
0	16	60	7	1

* Ratings are calculated with data available by 02/17/2009. Schools with Students like Ours are Elementary Schools with poverty indices of no more than 5% above or below the index for this school.

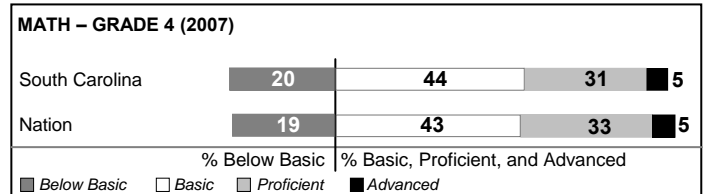
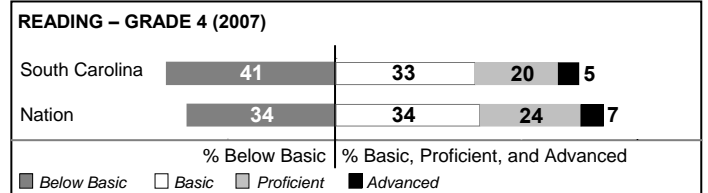
PACT PERFORMANCE

Our School Elementary Schools with Students Like Ours Elementary schools statewide



NAEP PERFORMANCE*

* Performance reported for SC and nation, data not available at school level. Percentages at NAEP Achievement Levels.



SC PERFORMANCE GOAL

2010 Goal:

By 2010, SC's student achievement will be ranked in the top half of the states nationally. To achieve this goal, we must become one of the fastest improving systems in the country.

2020 Goal: TBD

Abbreviations Key

N/A Not Applicable N/AV Not Available N/C Not Collected N/R Not Reported I/S Insufficient Sample TBD To be determined
NI Newly Identified CSI Continuing School Improvement CA Corrective Action RP Plan to Restructure R Restructure DELAY School Improvement Status HOLD School Improvement Status

North Augusta Elementary [Aiken]

SCHOOL PROFILE

	Our School	Change from Last Year	Elementary Schools with Students Like Ours	Median Elementary School
Students (n=622)				
Retention rate	3.6%	Up from 3.2%	2.1%	2.3%
Attendance rate	96.1%	Up from 95.7%	96.4%	96.3%
Eligible for gifted and talented	14.7%	Up from 12.9%	12.5%	10.4%
With disabilities other than speech	6.6%	Up from 4.0%	7.6%	7.5%
Out-of-school suspensions or expulsions for violent &/or criminal offenses	0.0%	No Change	0.0%	0.0%
Teachers (n=47)				
Teachers with advanced degrees	63.8%	Down from 68.9%	56.0%	56.7%
Continuing contract teachers	80.9%	Down from 93.3%	77.7%	77.3%
Teachers with emergency or provisional certificates	0.0%	No Change	0.0%	0.0%
Teachers returning from previous year	80.9%	Down from 85.5%	88.0%	86.4%
Teacher attendance rate	95.5%	Up from 95.2%	95.0%	94.9%
Average teacher salary	\$48,845	Up 0.4%	\$45,339	\$45,345
Classes not taught by highly qualified teachers	0.0%	No Change	0.0%	0.0%
School				
Principal's years at school	6.0	Up from 5.0	4.0	4.0
Student-teacher ratio in core subjects	18.2 to 1	Down from 18.4 to 1	19.2 to 1	18.5 to 1
Prime instructional time	90.9%	Down from 95.4%	90.3%	89.8%
Opportunities in the arts	Excellent	Up from Good	Good	Good
SACS accreditation	Yes	No Change	Yes	Yes
Character development program	Excellent	No Change	Excellent	Excellent
Dollars spent per pupil*	\$6,837	Down 4.7%	\$6,441	\$7,052
Percent of expenditures for instruction*	72.6%	Up from 71.0%	70.0%	69.1%
Percent of expenditures for teacher salaries*	69.5%	Up from 67.0%	65.5%	64.2%
% of AYP objectives met	100.0%		89.5%	85.7%

* Prior year audited financial data available.

EVALUATION RESULTS

	Teachers	Students*	Parents*
Number of surveys returned	36	87	47
Percent satisfied with learning environment	94.4%	77.9%	93.6%
Percent satisfied with social and physical environment	97.2%	70.9%	95.7%
Percent satisfied with school-home relations	97.2%	89.7%	91.5%

*Only students at the highest elementary school grade level at this school and their parents were included.

REPORT OF PRINCIPAL AND SCHOOL IMPROVEMENT COUNCIL

North Augusta Elementary School's mission is to work cooperatively with parents and the community to promote academic success for students in a safe environment. A family atmosphere at NAE creates a secure "home away from home" in which students thrive. Every staff member is committed each day to offering a nurturing and caring school for our students.

Developing critical thinking skills and having high expectations for challenging work will help each student reach his/her maximum potential and keep alive the enthusiasm for learning. Exciting events and projects throughout the year engage students creatively. An Arts Grant awarded this year provides for a drama teacher in grades three through five. Faculty members participate in many professional development opportunities to enhance their teaching expertise. A grant for a math coach is being implemented for the 2008-2009 year.

State-of-the art technology, including sound-field systems and interactive white boards, are available in every classroom to promote auditory and visual attention for the students. The SC ETV Streamline and other online sites provide unlimited resources and access to information. Computer-assisted instruction, individually-paced instruction, a computer writing lab, and a research laptop lab are available for regular use.

Extended hours for learning and social growth are available daily with Family Y Prime Time, the SCE&G SCANA Homework Center, and the 21st Century Community Learning Center program. Character development, fitness, and healthy choices are components of all programs. In-house field trips and speakers and performers provide enrichment activities every Friday. Active parents support educational and enrichment endeavors. The School Improvement Council initiated a Nutrition and Fitness Emphasis. The PTO actively supports many school ventures with over \$28,000 contributed to various projects.

Continuing to pursue learning environments that give the best opportunity for achievement, the fifth grade is piloting same gender classes with measurable success. The SC Department of Education Award for successful implementation affirms progress being made with this program. At North Augusta Elementary, we strive for excellence. With the dolphin as our mascot, we are "surfing the waves to success!"

Angela Burkhalter, Principal
Shawna Lloyd, SIC Chairman

Comprehensive detail, including definitions of rating, performance criteria, and explanations of status, is available on www.ed.sc.gov and www.eoc.sc.gov as well as school and school district websites.

Printed versions are available from school districts upon request.

Abbreviations Key

N/A Not Applicable N/AV Not Available N/C Not Collected N/R Not Reported I/S Insufficient Sample TBD To be determined

NI Newly Identified CSI Continuing School Improvement CA Corrective Action RP Plan to Restructure R Restructure DELAY School Improvement Status HOLD School Improvement Status