



SC Annual School Report Card Summary

North Aiken Elementary/Pinecrest
Aiken

Grades: PK-5

Enrollment: 541

Principal: Rhonda Ray

Superintendent: Dr. Elizabeth Everitt

Board Chair: Dr. Christine Sanders

PERFORMANCE

Comprehensive detail, including definitions of ratings, performance criteria, and explanations of status, is available on www.ed.sc.gov and www.eoc.sc.gov as well as school and school district websites. Printed versions are available from school districts upon request.

YEAR	ABSOLUTE RATING	GROWTH RATING	PALMETTO GOLD/SILVER AWARD	AYP STATUS	NCLB IMPROVEMENT STATUS
2008	Below Average	Below Average	TBD	Not Met	N/A
2007	Below Average	Below Average	N/A	Met	N/A
2006	Below Average	At-Risk	N/A	Met	N/A

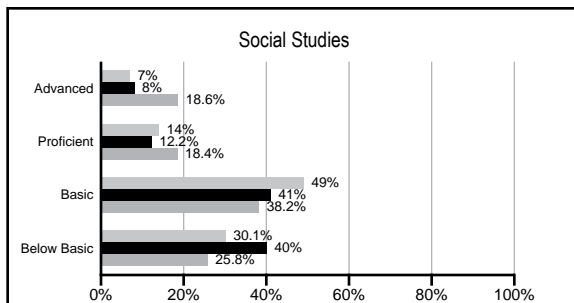
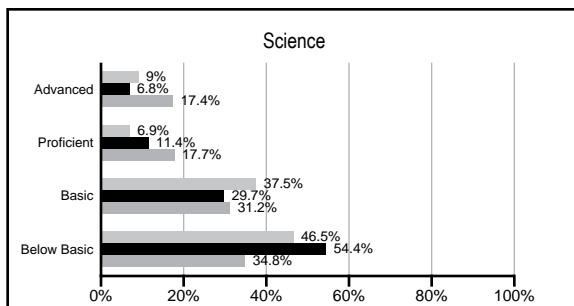
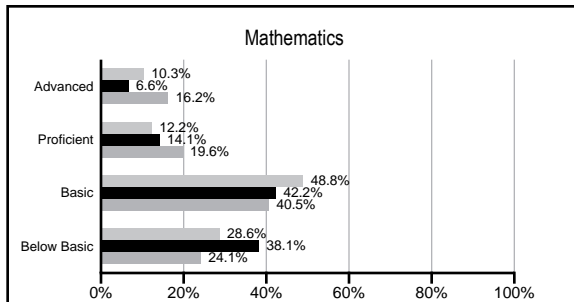
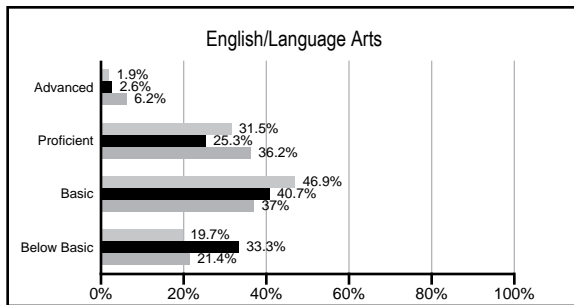
ABSOLUTE RATINGS OF ELEMENTARY SCHOOLS WITH STUDENTS LIKE OURS*

EXCELLENT	GOOD	AVERAGE	BELOW AVERAGE	AT-RISK
0	4	8	56	62

* Ratings are calculated with data available by 02/17/2009. Schools with Students like Ours are Elementary Schools with poverty indices of no more than 5% above or below the index for this school.


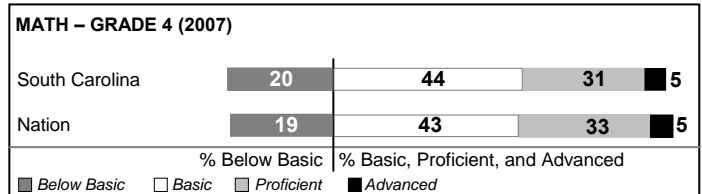
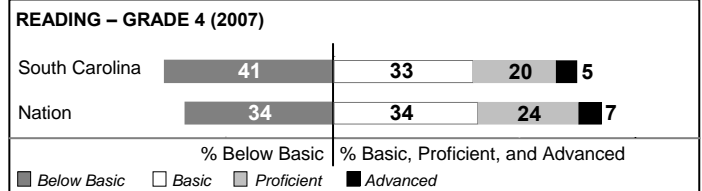
PACT PERFORMANCE

Our School
 Elementary Schools with Students Like Ours
 Elementary schools statewide



NAEP PERFORMANCE*

* Performance reported for SC and nation, data not available at school level. Percentages at NAEP Achievement Levels.



SC PERFORMANCE GOAL

2010 Goal:

By 2010, SC's student achievement will be ranked in the top half of the states nationally. To achieve this goal, we must become one of the fastest improving systems in the country.

2020 Goal: TBD

Abbreviations Key

N/A Not Applicable N/AV Not Available N/C Not Collected N/R Not Reported I/S Insufficient Sample TBD To be determined
NI Newly Identified CSI Continuing School Improvement CA Corrective Action RP Plan to Restructure R Restructure DELAY School Improvement Status HOLD School Improvement Status

North Aiken Elementary/Pinecrest [Aiken]

SCHOOL PROFILE

	Our School	Change from Last Year	Elementary Schools with Students Like Ours	Median Elementary School
Students (n=541)				
Retention rate	6.1%	Up from 4.5%	3.1%	2.3%
Attendance rate	95.1%	No Change	96.0%	96.3%
Eligible for gifted and talented	2.5%	Up from 1.6%	2.9%	10.4%
With disabilities other than speech	9.5%	Up from 7.3%	7.8%	7.5%
Out-of-school suspensions or expulsions for violent &/or criminal offenses	0.2%	Up from 0.0%	0.0%	0.0%
Teachers (n=49)				
Teachers with advanced degrees	46.9%	Up from 41.9%	54.5%	56.7%
Continuing contract teachers	75.5%	Down from 76.7%	69.0%	77.3%
Teachers with emergency or provisional certificates	0.0%	Down from 2.8%	0.0%	0.0%
Teachers returning from previous year	87.1%	Up from 82.7%	82.6%	86.4%
Teacher attendance rate	93.0%	Down from 98.1%	95.0%	94.9%
Average teacher salary	\$44,510	Up 2.5%	\$43,876	\$45,345
Classes not taught by highly qualified teachers	0.0%	No Change	1.0%	0.0%
School				
Principal's years at school	4.0	Up from 3.0	3.0	4.0
Student-teacher ratio in core subjects	12.1 to 1	Up from 10.7 to 1	16.6 to 1	18.5 to 1
Prime instructional time	90.7%	Down from 93.9%	89.4%	89.8%
Opportunities in the arts	Good	Up from Fair	Good	Good
SACS accreditation	Yes	No Change	Yes	Yes
Character development program	Good	No Change	Excellent	Excellent
Dollars spent per pupil*	\$7,621	Down 4.2%	\$8,172	\$7,052
Percent of expenditures for instruction*	74.7%	Up from 73.4%	68.5%	69.1%
Percent of expenditures for teacher salaries*	70.6%	Up from 67.6%	61.0%	64.2%
% of AYP objectives met	76.9%		69.2%	85.7%

* Prior year audited financial data available.

EVALUATION RESULTS

	Teachers	Students*	Parents*
Number of surveys returned	41	72	38
Percent satisfied with learning environment	100.0%	76.1%	73.0%
Percent satisfied with social and physical environment	100.0%	60.6%	69.4%
Percent satisfied with school-home relations	87.8%	80.0%	75.0%

*Only students at the highest elementary school grade level at this school and their parents were included.

REPORT OF PRINCIPAL AND SCHOOL IMPROVEMENT COUNCIL

Parents, teachers, students, and other partners of the North Aiken Elementary community witnessed several major accomplishments during the 2008-2009 school year: For the fourth consecutive year North Aiken Elementary School met Adequate Yearly Progress (AYP) as specified by the No Child Left Behind Act. First grade students, for the fourth consecutive year, scored above the national average on Stanford Reading First. The school was awarded a continuation of a grant from the Math and Science Unit of the State Department of Education, which will partially fund a Math Coach for the 2008-2009 school year. Smartboards have been installed in 100% of classrooms in the school and teachers currently have access to five mobile laptop units with wireless internet access for students.

An updated strategic plan has been drafted by the Title I and School Improvement Council committees for the 2007-2008 school year. Highlights of new action items contained in this plan include the following: An additional teacher will continue to provide literacy intervention for 4th and 5th graders in the regular classroom setting; Measures of Academic Progress (MAP) will continue to be incorporated as a benchmark assessment from which teachers will develop individualized instruction for students in grades one through five; Intervention strategies will be incorporated into the school's computer lab; and Title I funds will continue to allow North Aiken to have one of the lowest teacher to student ratios in the district. In addition, North Aiken will complete its five year partnership with Reading First at the end of the 2008-2009 school year.

We applaud the efforts of parents and members of the educational community who continue to provide input into these initiatives as active participants in the school's Title I, Reading First, PTA and School Improvement Council activities.

Dr. Kevin O'Gorman, Principal
Curtis Dawkins, SIC Chairperson

Comprehensive detail, including definitions of rating, performance criteria, and explanations of status, is available on www.ed.sc.gov and www.eoc.sc.gov as well as school and school district websites.

Printed versions are available from school districts upon request.

Abbreviations Key

N/A Not Applicable N/AV Not Available N/C Not Collected N/R Not Reported I/S Insufficient Sample TBD To be determined

NI Newly Identified CSI Continuing School Improvement CA Corrective Action RP Plan to Restructure R Restructure DELAY School Improvement Status HOLD School Improvement Status