



SC Annual School Report Card Summary

Millbrook Elementary

Aiken

Grades: PK-5

Enrollment: 677

Principal: Denise Huff

Superintendent: Dr. Elizabeth Everitt

Board Chair: Dr. Christine Sanders

PERFORMANCE

Comprehensive detail, including definitions of ratings, performance criteria, and explanations of status, is available on www.ed.sc.gov and www.eoc.sc.gov as well as school and school district websites. Printed versions are available from school districts upon request.

YEAR	ABSOLUTE RATING	GROWTH RATING	PALMETTO GOLD/SILVER AWARD	AYP STATUS	NCLB IMPROVEMENT STATUS
2008	Average	Below Average	TBD	Not Met	N/A
2007	Good	Below Average	N/A	Met	N/A
2006	Good	Below Average	Gold	Not Met	N/A

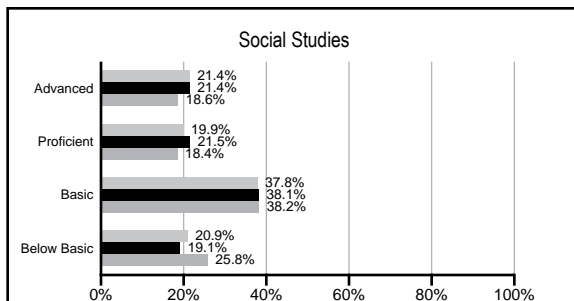
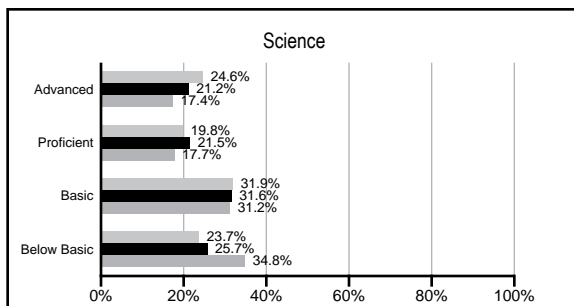
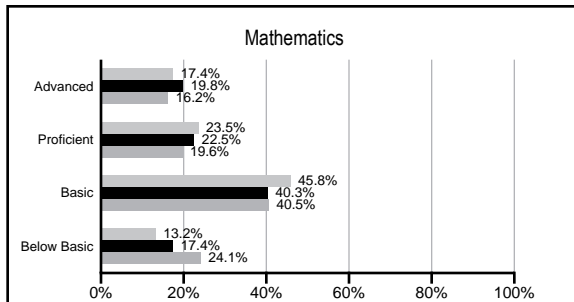
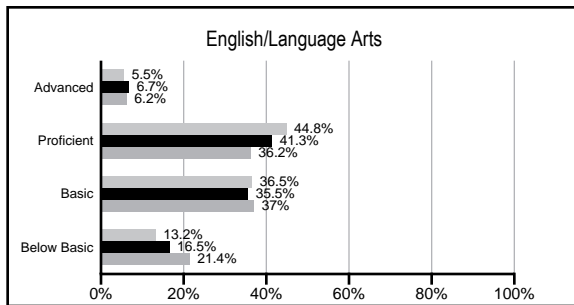
ABSOLUTE RATINGS OF ELEMENTARY SCHOOLS WITH STUDENTS LIKE OURS*

EXCELLENT	GOOD	AVERAGE	BELOW AVERAGE	AT-RISK
0	22	58	4	0

* Ratings are calculated with data available by 02/17/2009. Schools with Students like Ours are Elementary Schools with poverty indices of no more than 5% above or below the index for this school.

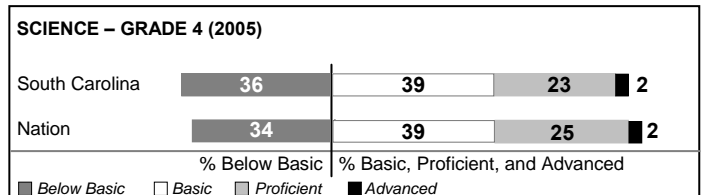
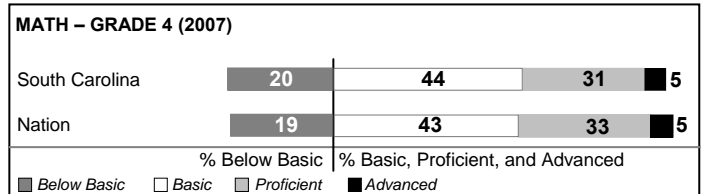
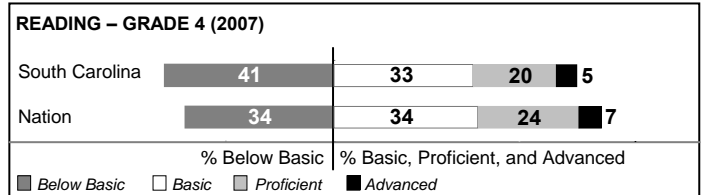
PACT PERFORMANCE

Our School
 Elementary Schools with Students Like Ours
 Elementary schools statewide



NAEP PERFORMANCE*

* Performance reported for SC and nation, data not available at school level. Percentages at NAEP Achievement Levels.



SC PERFORMANCE GOAL

2010 Goal:

By 2010, SC's student achievement will be ranked in the top half of the states nationally. To achieve this goal, we must become one of the fastest improving systems in the country.

2020 Goal: TBD

Abbreviations Key

N/A Not Applicable N/AV Not Available N/C Not Collected N/R Not Reported I/S Insufficient Sample TBD To be determined
 NI Newly Identified CSI Continuing School Improvement CA Corrective Action RP Plan to Restructure R Restructure DELAY School Improvement Status HOLD School Improvement Status

Millbrook Elementary [Aiken]

SCHOOL PROFILE

	Our School	Change from Last Year	Elementary Schools with Students Like Ours	Median Elementary School
Students (n=677)				
Retention rate	3.9%	Down from 5.7%	2.1%	2.3%
Attendance rate	96.4%	No Change	96.4%	96.3%
Eligible for gifted and talented	16.6%	Down from 19.5%	12.6%	10.4%
With disabilities other than speech	5.6%	Up from 3.3%	7.6%	7.5%
Out-of-school suspensions or expulsions for violent &/or criminal offenses	0.0%	No Change	0.0%	0.0%
Teachers (n=45)				
Teachers with advanced degrees	44.4%	Up from 34.9%	56.0%	56.7%
Continuing contract teachers	77.8%	Down from 79.1%	77.8%	77.3%
Teachers with emergency or provisional certificates	0.0%	No Change	0.0%	0.0%
Teachers returning from previous year	89.7%	Up from 89.5%	88.2%	86.4%
Teacher attendance rate	95.6%	Up from 94.8%	94.9%	94.9%
Average teacher salary	\$45,484	Up 3.3%	\$45,414	\$45,345
Classes not taught by highly qualified teachers	0.0%	No Change	0.0%	0.0%
School				
Principal's years at school	0.0	Down from 11.0	4.0	4.0
Student-teacher ratio in core subjects	19.7 to 1	Down from 21.2 to 1	19.0 to 1	18.5 to 1
Prime instructional time	91.5%	Up from 90.4%	90.1%	89.8%
Opportunities in the arts	Good	No Change	Good	Good
SACS accreditation	Yes	No Change	Yes	Yes
Character development program	Excellent	Up from Good	Excellent	Excellent
Dollars spent per pupil*	\$5,931	Up 5.7%	\$6,448	\$7,052
Percent of expenditures for instruction*	75.6%	Up from 74.5%	69.9%	69.1%
Percent of expenditures for teacher salaries*	71.1%	Up from 69.2%	65.5%	64.2%
% of AYP objectives met	88.2%		90.5%	85.7%

* Prior year audited financial data available.

EVALUATION RESULTS

	Teachers	Students*	Parents*
Number of surveys returned	46	107	64
Percent satisfied with learning environment	75.6%	79.4%	79.0%
Percent satisfied with social and physical environment	78.3%	73.3%	74.6%
Percent satisfied with school-home relations	77.3%	87.9%	79.0%

*Only students at the highest elementary school grade level at this school and their parents were included.

REPORT OF PRINCIPAL AND SCHOOL IMPROVEMENT COUNCIL

All instructional staff members analyzed PACT scores by grade and student for achievement made by previous students and weaknesses of newly placed students for 2007-2008. PACT analysis served as just one piece of information for planning instruction and providing individual student assistance. Pre-tests were given before major units were taught and MAP testing was put in place districtwide. We were able to keep classroom sizes in 4th and 5th grade at 20 per room again and also employed a Reading Specialist to work daily with our kindergartners and first graders lacking basic language and reading readiness skills. Afterschool tutoring continued to be offered and a grant source funded an afterschool homework club for 2nd and 3rd graders lacking studying skills.

Our focus on parent-student activity programs and our parenting opportunities continued. Teachers taught model lessons to emphasize the level of mastery needed to meet grade level standards. A wide variety of activities were planned for parents to complete with their children at school. Other events focused on bringing in community resources to make parents aware of opportunities for involvement in activities hosted by various business and civic groups.

Our school provides many ways of notification to parents and the community. We utilize both the front and back marquis to advertise upcoming events and for offering congratulations. We send home handbooks, monthly calendars, bi-monthly school newsletters, fliers, and PTA newsletters. We invite all parents to attend our School Improvement Council meetings and Title Planning meetings. We take the opportunity to send two interim reports each nine weeks, as well as specific reports for each grade level so that parents are apprised of very close grade averages, work habits, and effort in all areas of the curriculum. Agenda books are used daily as a means to record make up work to be done, daily homework, and notes back and forth from home and school. Letters are mailed to parents at mid-year to notify them of academic concerns. Conferences, email, and phone conferences keep parents and teachers up-to-date. We maintain a very close link with our local news providers to showcase our achievement and activities. Good news is shared at School Board meetings and at our parent meetings. The State Report Card sent home in Fall 2007 showed parents, business partners, and involved community members that we met Adequate Yearly Progress and continued for the second year to maintain an overall Good rating despite stringent requirements for improvement. We continue to celebrate our Palmetto Gold status earned until the past two school years. We received a fifth Closing the GAP award from the Education Oversight Committee, proving that our focus on individuals is effective.

Our construction project that was just completed was our only roadblock this year. We lost access to much needed outdoor Physical Activity areas. With eleven new classrooms designed to meet our technology needs and a large cafeteria with a stage area, our staff will be able to provide new activities and gain back outdoor space.

Dr. Karen Blanset, Principal

Comprehensive detail, including definitions of rating, performance criteria, and explanations of status, is available on www.ed.sc.gov and www.eoc.sc.gov as well as school and school district websites.

Printed versions are available from school districts upon request.

Abbreviations Key

N/A Not Applicable N/AV Not Available N/C Not Collected N/R Not Reported I/S Insufficient Sample TBD To be determined
 NI Newly Identified CSI Continuing School Improvement CA Corrective Action RP Plan to Restructure R Restructure DELAY School Improvement Status HOLD School Improvement Status