



# SC Annual School Report Card Summary

Hammond Hill Elementary  
Aiken

Grades: PK-5

Enrollment: 657

Principal: Janet Vaughan

Superintendent: Dr. Elizabeth Everitt

Board Chair: Dr. Christine Sanders

## PERFORMANCE

Comprehensive detail, including definitions of ratings, performance criteria, and explanations of status, is available on [www.ed.sc.gov](http://www.ed.sc.gov) and [www.eoc.sc.gov](http://www.eoc.sc.gov) as well as school and school district websites. Printed versions are available from school districts upon request.

YEAR	ABSOLUTE RATING	GROWTH RATING	PALMETTO GOLD/SILVER AWARD	AYP STATUS	NCLB IMPROVEMENT STATUS
2008	Average	Below Average	TBD	Not Met	N/A
2007	Average	At-Risk	N/A	Met	N/A
2006	Good	Below Average	N/A	Not Met	N/A

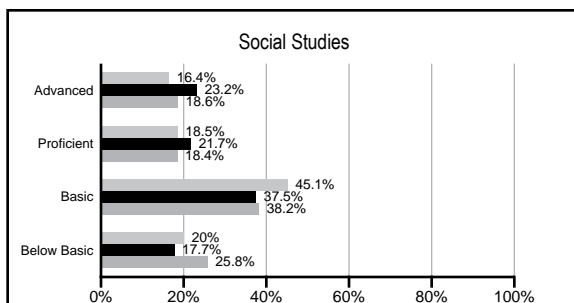
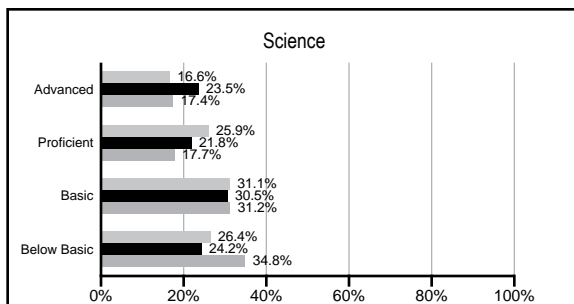
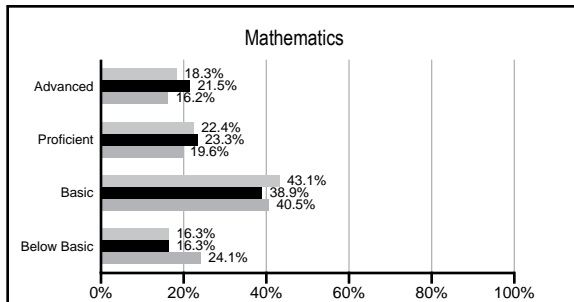
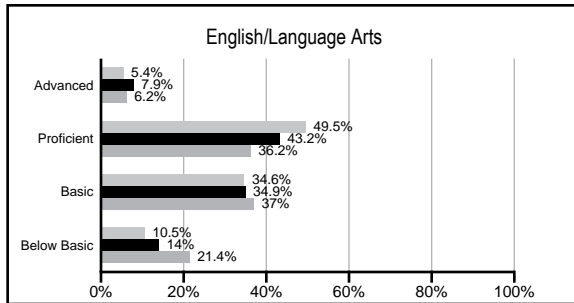
## ABSOLUTE RATINGS OF ELEMENTARY SCHOOLS WITH STUDENTS LIKE OURS\*

EXCELLENT	GOOD	AVERAGE	BELOW AVERAGE	AT-RISK
2	33	54	3	0

\* Ratings are calculated with data available by 02/17/2009. Schools with Students like Ours are Elementary Schools with poverty indices of no more than 5% above or below the index for this school.

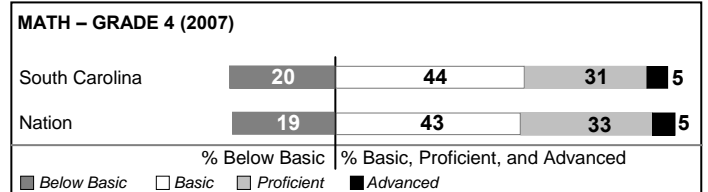
## PACT PERFORMANCE

Our School  
 Elementary Schools with Students Like Ours  
 Elementary schools statewide



## NAEP PERFORMANCE\*

\* Performance reported for SC and nation, data not available at school level. Percentages at NAEP Achievement Levels.



## SC PERFORMANCE GOAL

2010 Goal:

*By 2010, SC's student achievement will be ranked in the top half of the states nationally. To achieve this goal, we must become one of the fastest improving systems in the country.*

2020 Goal: TBD

### Abbreviations Key

N/A Not Applicable N/AV Not Available N/C Not Collected N/R Not Reported I/S Insufficient Sample TBD To be determined  
 NI Newly Identified CSI Continuing School Improvement CA Corrective Action RP Plan to Restructure R Restructure DELAY School Improvement Status HOLD School Improvement Status

# Hammond Hill Elementary [Aiken]

## SCHOOL PROFILE

	Our School	Change from Last Year	Elementary Schools with Students Like Ours	Median Elementary School
<b>Students (n=657)</b>				
Retention rate	2.5%	Down from 3.3%	1.8%	2.3%
Attendance rate	96.9%	Up from 96.5%	96.6%	96.3%
Eligible for gifted and talented	20.6%	Down from 23.2%	18.0%	10.4%
With disabilities other than speech	5.7%	Up from 4.0%	6.6%	7.5%
Out-of-school suspensions or expulsions for violent &/or criminal offenses	0.0%	No Change	0.0%	0.0%
<b>Teachers (n=44)</b>				
Teachers with advanced degrees	68.2%	Up from 50.0%	60.7%	56.7%
Continuing contract teachers	90.9%	Up from 81.8%	80.3%	77.3%
Teachers with emergency or provisional certificates	2.5%	Up from 2.4%	0.0%	0.0%
Teachers returning from previous year	85.5%	Up from 83.8%	88.0%	86.4%
Teacher attendance rate	95.3%	Up from 92.8%	94.9%	94.9%
Average teacher salary	\$46,118	Up 6.7%	\$46,845	\$45,345
Classes not taught by highly qualified teachers	0.0%	No Change	0.0%	0.0%
<b>School</b>				
Principal's years at school	3.0	Up from 1.0	3.5	4.0
Student-teacher ratio in core subjects	19.3 to 1	Up from 18.6 to 1	19.6 to 1	18.5 to 1
Prime instructional time	91.5%	Up from 88.6%	90.2%	89.8%
Opportunities in the arts	Good	No Change	Good	Good
SACS accreditation	Yes	No Change	Yes	Yes
Character development program	Excellent	No Change	Excellent	Excellent
Dollars spent per pupil*	\$6,374	Up 4.0%	\$6,547	\$7,052
Percent of expenditures for instruction*	71.2%	Up from 69.1%	69.9%	69.1%
Percent of expenditures for teacher salaries*	66.9%	Up from 65.3%	66.6%	64.2%
% of AYP objectives met	88.2%		90.5%	85.7%

\* Prior year audited financial data available.

## EVALUATION RESULTS

	Teachers	Students*	Parents*
Number of surveys returned	43	99	54
Percent satisfied with learning environment	97.6%	99.0%	94.3%
Percent satisfied with social and physical environment	100.0%	94.9%	98.1%
Percent satisfied with school-home relations	97.6%	97.0%	94.4%

\*Only students at the highest elementary school grade level at this school and their parents were included.

## REPORT OF PRINCIPAL AND SCHOOL IMPROVEMENT COUNCIL

Hammond Hill Elementary, a Red Carpet School, provides effective customer service and maintains a tradition of high academic standards. Situated in a residential section of the city of North Augusta, the school serves approximately 660 students in grades Pre-K through 5. Hammond Hill's greatest strengths arise from its excellent student achievement and awards. Our teachers and students have been recognized for many outstanding accomplishments in local, regional, state, and national competitions. This past year, our very own Robin Patterson, a fifth grade teacher at Hammond Hill was recognized as the Aiken County Teacher of the Year.

Hammond Hill teachers are the recipients of various monetary grant awards which enable our teachers to instruct in creative ways using a multitude of resources. Hammond Hill's Palmetto Achievement Challenge Test scores have exceeded the district and state averages for the percentage of students meeting state standards for the last seven years with state recognition during three of those years. Because of this achievement, Hammond Hill Elementary has been a South Carolina Gold Certificate winner for three of the seven years.

Hammond Hill Elementary provides a variety of activities, clubs and opportunities to enhance student learning such as the After-School Tutoring Program, Great Leaps Reading for grades 3-5, Book-It, Kids Get Fit Day, Character Education, Science Day, Math Day, DARE, Field Day, Multicultural Month, Author Celebration, Career Day, Red Ribbon Week, Positive Office Referrals, Pep Squad, Character Parade, Art Club, Jump Rope Club, Double H Reading Club, Chorus, Computer Club, Science Club, Literary Club, Accelerated Reader Program, and our Gifted and Talented Program.

Each classroom at Hammond Hill sponsors a Classroom Service Learning Project that enriches learning by engaging students in meaningful ways that serve our community. Our students are very active in these projects by participating in the collection of toys for needy children, collecting canned goods for the Golden Harvest Food Bank and Community Ministries, and providing Easter baskets for homebound senior citizens.

Hammond Hill parents are key partners in fostering an environment of excellence and personal achievement. During this past year, parents played a key role in helping to support fundraisers to provide an attractive mural highlighting a historical turn-of-the-century antebellum mansion located near our school. Parent-supported fundraisers have also provided Hammond Hill Elementary with a Computer Writing Lab, fully equipped with digital cameras, a SMART Board, Symposium, airliner slate and thirty-one flat screen desktop computers. The primary focus of this lab is to instruct students utilizing the Six-Trait Writing Process. An Author's Tea is held in the spring, where parents are invited to hear the writings of our students which have been published in a hardbound book as a keepsake. With the bee as our mascot, Hammond Hill is buzzing with innovative vision and new projects that make HHE the place to BEE!

Janet Vaughan, Principal

Comprehensive detail, including definitions of rating, performance criteria, and explanations of status, is available on [www.ed.sc.gov](http://www.ed.sc.gov) and [www.eoc.sc.gov](http://www.eoc.sc.gov) as well as school and school district websites.

Printed versions are available from school districts upon request.

### Abbreviations Key

N/A Not Applicable N/AV Not Available N/C Not Collected N/R Not Reported I/S Insufficient Sample TBD To be determined

NI Newly Identified CSI Continuing School Improvement CA Corrective Action RP Plan to Restructure R Restructure DELAY School Improvement Status HOLD School Improvement Status