



SC Annual School Report Card Summary

Greendale Elementary
Aiken

Grades: PK-5

Enrollment: 454

Principal: Rebecca M. Koelker

Superintendent: Dr. Elizabeth Everitt

Board Chair: Dr. Christine Sanders

PERFORMANCE

Comprehensive detail, including definitions of ratings, performance criteria, and explanations of status, is available on www.ed.sc.gov and www.eoc.sc.gov as well as school and school district websites. Printed versions are available from school districts upon request.

YEAR	ABSOLUTE RATING	GROWTH RATING	PALMETTO GOLD/SILVER AWARD	AYP STATUS	NCLB IMPROVEMENT STATUS
2008	Below Average	At-Risk	TBD	Not Met	N/A
2007	Average	At-Risk	N/A	Met	N/A
2006	Average	Below Average	N/A	Met	N/A

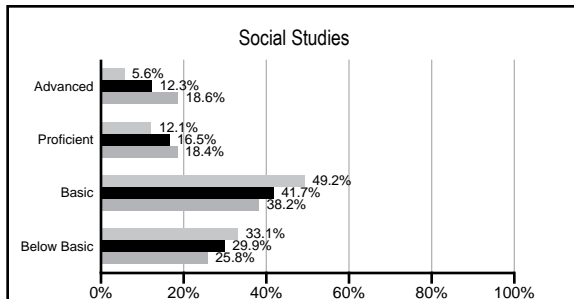
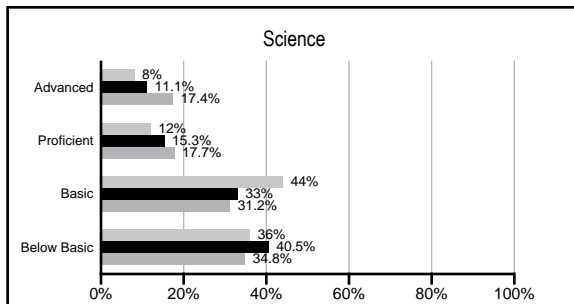
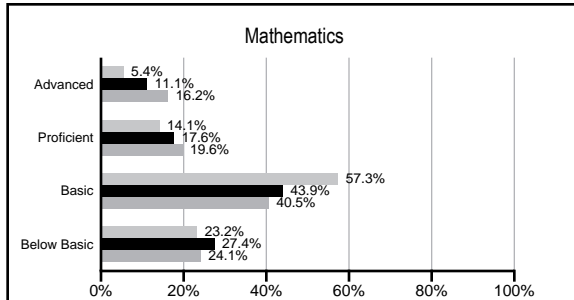
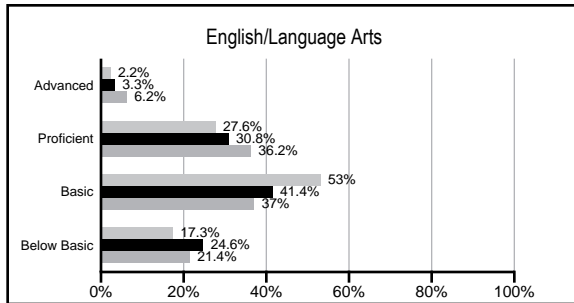
ABSOLUTE RATINGS OF ELEMENTARY SCHOOLS WITH STUDENTS LIKE OURS*

EXCELLENT	GOOD	AVERAGE	BELOW AVERAGE	AT-RISK
0	1	29	57	3

* Ratings are calculated with data available by 02/17/2009. Schools with Students like Ours are Elementary Schools with poverty indices of no more than 5% above or below the index for this school.

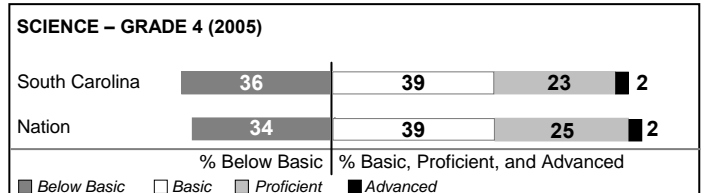

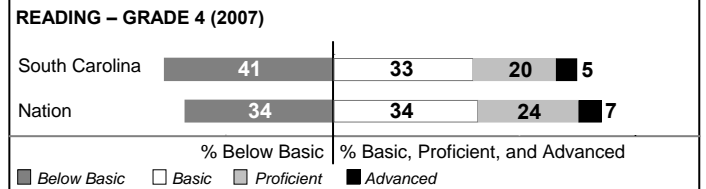
PACT PERFORMANCE

Our School
 Elementary Schools with Students Like Ours
 Elementary schools statewide



NAEP PERFORMANCE*

* Performance reported for SC and nation, data not available at school level. Percentages at NAEP Achievement Levels.



SC PERFORMANCE GOAL

2010 Goal:

By 2010, SC's student achievement will be ranked in the top half of the states nationally. To achieve this goal, we must become one of the fastest improving systems in the country.

2020 Goal: TBD

Abbreviations Key

N/A Not Applicable N/AV Not Available N/C Not Collected N/R Not Reported I/S Insufficient Sample TBD To be determined
NI Newly Identified CSI Continuing School Improvement CA Corrective Action RP Plan to Restructure R Restructure DELAY School Improvement Status HOLD School Improvement Status

Greendale Elementary [Aiken]

SCHOOL PROFILE

	Our School	Change from Last Year	Elementary Schools with Students Like Ours	Median Elementary School
Students (n=454)				
Retention rate	4.1%	Down from 6.7%	2.8%	2.3%
Attendance rate	95.7%	Up from 95.4%	96.0%	96.3%
Eligible for gifted and talented	8.2%	Up from 6.7%	6.5%	10.4%
With disabilities other than speech	3.2%	Up from 2.0%	9.0%	7.5%
Out-of-school suspensions or expulsions for violent &/or criminal offenses	0.2%	Up from 0.0%	0.0%	0.0%
Teachers (n=37)				
Teachers with advanced degrees	48.6%	Down from 52.9%	54.1%	56.7%
Continuing contract teachers	73.0%	Up from 64.7%	74.3%	77.3%
Teachers with emergency or provisional certificates	0.0%	No Change	0.0%	0.0%
Teachers returning from previous year	91.8%	Up from 87.8%	85.5%	86.4%
Teacher attendance rate	94.2%	Down from 95.3%	94.9%	94.9%
Average teacher salary	\$46,574	Up 4.2%	\$44,314	\$45,345
Classes not taught by highly qualified teachers	0.0%	No Change	0.0%	0.0%
School				
Principal's years at school	9.0	Up from 8.0	3.0	4.0
Student-teacher ratio in core subjects	17.0 to 1	Down from 19.1 to 1	18.0 to 1	18.5 to 1
Prime instructional time	89.4%	Down from 90.1%	89.1%	89.8%
Opportunities in the arts	Good	No Change	Good	Good
SACS accreditation	Yes	No Change	Yes	Yes
Character development program	Good	No Change	Excellent	Excellent
Dollars spent per pupil*	\$6,299	Down 9.4%	\$7,428	\$7,052
Percent of expenditures for instruction*	71.4%	Up from 69.2%	69.1%	69.1%
Percent of expenditures for teacher salaries*	67.7%	Up from 64.3%	64.1%	64.2%
% of AYP objectives met	88.2%		76.9%	85.7%

* Prior year audited financial data available.

EVALUATION RESULTS

	Teachers	Students*	Parents*
Number of surveys returned	34	49	24
Percent satisfied with learning environment	97.1%	83.7%	66.7%
Percent satisfied with social and physical environment	97.1%	81.6%	75.0%
Percent satisfied with school-home relations	73.5%	81.6%	66.7%

*Only students at the highest elementary school grade level at this school and their parents were included.

REPORT OF PRINCIPAL AND SCHOOL IMPROVEMENT COUNCIL

We are proud of the progress our students have made during the 2007-2008 school year. Progress was made in all academic areas, and Greendale made Adequate Yearly Progress, as defined by the No Child Left Behind Act, for the fourth year in a row. In addition, Greendale was one of three schools in Aiken County to be recognized by the State Dept. of Education for closing the achievement gap. Greendale will continue to emphasize academic excellence at all grade levels and will do so by providing strong parent/community/school communication, standards based instruction and assessment, and state-of-the-art technology in every classroom.

Communication with parents and community will be supported through letters, phone calls, email, newsletters, website, and weekly folders. Parent involvement and effective and regular communication between the school and home will always be an important focus for Greendale.

Classroom instruction and staff development will emphasize curriculum alignment with the South Carolina State Standards, technology skills, and will also focus on early literacy and literacy across the curriculum. Greendale has state-of-the-art technology in every classroom with a SMART Board, laptop and desktop computers, scanner, printers, and many other interactive and engaging advances in technology available to teachers and students. At Greendale, interactive technology is an instructional delivery method used in every classroom. It is a function of literacy in all curriculum areas. Our school is one of a few in Aiken County to be wireless.

At Greendale Elementary, one of our most important goals is to have every student reading and writing on grade level or above by the third grade. To reach this goal, we have a full Reading Recovery program for at-risk first grade students. This includes two full-time Reading Recovery teachers as well as our Special Education teacher, who is also fully trained and uses Reading Recovery with many of the students served by Special Education. We have set uninterrupted time every day at every grade level to be used exclusively for language arts instruction. This year, ninety-six percent of all first graders went to second grade, reading at or above grade level.

Greendale is truly a special place. Guiding and Educating Successful Students is our vision and our daily commitment. We invite parents and community members to visit and find out how wonderful Greendale truly is.

Comprehensive detail, including definitions of rating, performance criteria, and explanations of status, is available on www.ed.sc.gov and www.eoc.sc.gov as well as school and school district websites.

Printed versions are available from school districts upon request.

Abbreviations Key

N/A Not Applicable N/AV Not Available N/C Not Collected N/R Not Reported I/S Insufficient Sample TBD To be determined

NI Newly Identified CSI Continuing School Improvement CA Corrective Action RP Plan to Restructure R Restructure DELAY School Improvement Status HOLD School Improvement Status