



# SC Annual School Report Card Summary

East Aiken Elementary  
Aiken

Grades: PK-5

Enrollment: 508

Principal: Mary Lovvorn Robinson

Superintendent: Dr. Elizabeth Everitt

Board Chair: Dr. Christine Sanders

## PERFORMANCE

Comprehensive detail, including definitions of ratings, performance criteria, and explanations of status, is available on [www.ed.sc.gov](http://www.ed.sc.gov) and [www.eoc.sc.gov](http://www.eoc.sc.gov) as well as school and school district websites. Printed versions are available from school districts upon request.

YEAR	ABSOLUTE RATING	GROWTH RATING	PALMETTO GOLD/SILVER AWARD	AYP STATUS	NCLB IMPROVEMENT STATUS
2008	Below Average	At-Risk	TBD	Not Met	NI
2007	Average	At-Risk	N/A	Not Met	N/A
2006	Average	Below Average	N/A	Met	N/A

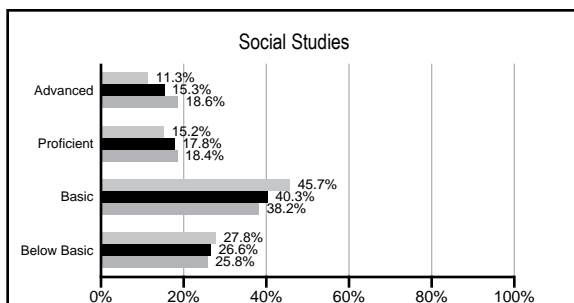
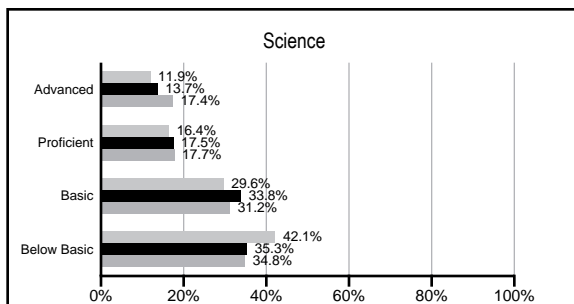
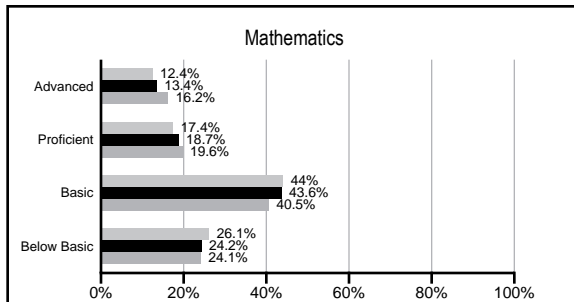
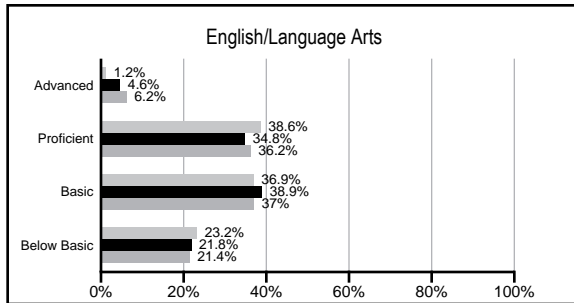
## ABSOLUTE RATINGS OF ELEMENTARY SCHOOLS WITH STUDENTS LIKE OURS\*

EXCELLENT	GOOD	AVERAGE	BELOW AVERAGE	AT-RISK
0	3	49	35	1

\* Ratings are calculated with data available by 02/17/2009. Schools with Students like Ours are Elementary Schools with poverty indices of no more than 5% above or below the index for this school.

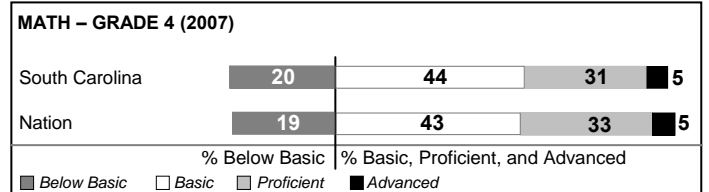
## PACT PERFORMANCE

Our School    Elementary Schools with Students Like Ours    Elementary schools statewide



## NAEP PERFORMANCE\*

\* Performance reported for SC and nation, data not available at school level. Percentages at NAEP Achievement Levels.



## SC PERFORMANCE GOAL

2010 Goal:

*By 2010, SC's student achievement will be ranked in the top half of the states nationally. To achieve this goal, we must become one of the fastest improving systems in the country.*

2020 Goal: TBD

### Abbreviations Key

N/A Not Applicable N/AV Not Available N/C Not Collected N/R Not Reported I/S Insufficient Sample TBD To be determined  
NI Newly Identified CSI Continuing School Improvement CA Corrective Action RP Plan to Restructure R Restructure DELAY School Improvement Status HOLD School Improvement Status

# East Aiken Elementary [Aiken]

## SCHOOL PROFILE

	Our School	Change from Last Year	Elementary Schools with Students Like Ours	Median Elementary School
<b>Students (n=508)</b>				
Retention rate	0.4%	No Change	2.7%	2.3%
Attendance rate	96.1%	Up from 95.8%	96.3%	96.3%
Eligible for gifted and talented	13.6%	Down from 14.6%	10.4%	10.4%
With disabilities other than speech	6.1%	Up from 5.3%	8.7%	7.5%
Out-of-school suspensions or expulsions for violent &/or criminal offenses	0.0%	No Change	0.0%	0.0%
<b>Teachers (n=37)</b>				
Teachers with advanced degrees	67.6%	Up from 53.8%	57.9%	56.7%
Continuing contract teachers	91.9%	Up from 84.6%	80.5%	77.3%
Teachers with emergency or provisional certificates	0.0%	No Change	0.0%	0.0%
Teachers returning from previous year	86.7%	Up from 85.9%	87.8%	86.4%
Teacher attendance rate	94.8%	Down from 95.2%	95.0%	94.9%
Average teacher salary	\$45,769	Up 5.3%	\$45,627	\$45,345
Classes not taught by highly qualified teachers	0.0%	No Change	0.0%	0.0%
<b>School</b>				
Principal's years at school	6.0	Up from 5.0	4.0	4.0
Student-teacher ratio in core subjects	17.9 to 1	Down from 18.7 to 1	18.4 to 1	18.5 to 1
Prime instructional time	89.6%	Down from 90.1%	89.7%	89.8%
Opportunities in the arts	Excellent	No Change	Good	Good
SACS accreditation	Yes	No Change	Yes	Yes
Character development program	Excellent	No Change	Excellent	Excellent
Dollars spent per pupil*	\$6,602	Up 6.3%	\$6,918	\$7,052
Percent of expenditures for instruction*	73.6%	Up from 70.4%	68.7%	69.1%
Percent of expenditures for teacher salaries*	69.7%	Up from 64.7%	65.0%	64.2%
% of AYP objectives met	76.5%		88.2%	85.7%

\* Prior year audited financial data available.

## EVALUATION RESULTS

	Teachers	Students*	Parents*
Number of surveys returned	40	103	77
Percent satisfied with learning environment	95.0%	78.6%	87.0%
Percent satisfied with social and physical environment	97.4%	77.7%	82.9%
Percent satisfied with school-home relations	97.5%	74.8%	86.7%

\*Only students at the highest elementary school grade level at this school and their parents were included.

## REPORT OF PRINCIPAL AND SCHOOL IMPROVEMENT COUNCIL

The mission of East Aiken Elementary School is to accommodate differences, reveal a passion for learning, teach appreciation, and stimulate creativity. We are a family-friendly community school with an emphasis on academics, arts, and character development. East Aiken is an Arts in Basic Curriculum Site and a recipient of a Distinguished Arts Program grant, and our partnership with the Aiken Community of Character initiative continues. We infuse character development throughout the school culture by integrating academics, arts, and character education. One example is our monthly school production, featuring students, teachers, and community members who demonstrate good character traits through literature, music, drama, and dance.

Literacy instruction is the backbone of our curriculum. Struggling readers qualify for accelerated reading instruction from a trained reading interventionist, who collaborates with teachers to insure student achievement in reading. Students enter and exit this program as they meet their grade level reading benchmarks.

Students and teachers use innovative technology throughout the curriculum such as interactive white boards, digital cameras, and etvStreamlineSC to enhance lessons in all areas. Four mobile laptop labs are available for classes to use for a variety of computer programs and for research projects using the Internet. Our teachers are all deemed technology proficient by our school district.

Our 21st Century Community Learning Center continues to provide outstanding opportunities for student growth and development in the daily after-school program. Grant funding and community resources allow one hundred at-risk children to benefit from a wide range of academic and enrichment services at no charge.

Mentors make a vital contribution to the success of our students. Every teacher and staff member chooses a child to mentor throughout the year. We also have parents and other volunteers who serve as mentors to children who need a caring adult in their life.

Parents, teachers, and members of the community work together to identify our needs for school improvement. Plans for the coming school year include the addition of a Math Coach, Single Gender Class options, and the creation of a South Carolina Garden. Our Title I Parenting Center in the Media Center continues to house a variety of resources to help parents become full partners in the education of their children. We believe that our school is a cooperative zone among parents, teachers, students, and members of the community.

Mary Robinson, Principal  
Jennifer Taylor, SIC Chair

Comprehensive detail, including definitions of rating, performance criteria, and explanations of status, is available on [www.ed.sc.gov](http://www.ed.sc.gov) and [www.eoc.sc.gov](http://www.eoc.sc.gov) as well as school and school district websites.

Printed versions are available from school districts upon request.

### Abbreviations Key

N/A Not Applicable N/AV Not Available N/C Not Collected N/R Not Reported I/S Insufficient Sample TBD To be determined  
NI Newly Identified CSI Continuing School Improvement CA Corrective Action RP Plan to Restructure R Restructure DELAY School Improvement Status HOLD School Improvement Status