



SC Annual School Report Card Summary

Clearwater Elementary
Aiken

Grades: PK-5

Enrollment: 409

Principal: Susan Malcom

Superintendent: Dr. Elizabeth Everitt

Board Chair: Dr. Christine Sanders

PERFORMANCE

Comprehensive detail, including definitions of ratings, performance criteria, and explanations of status, is available on www.ed.sc.gov and www.eoc.sc.gov as well as school and school district websites. Printed versions are available from school districts upon request.

| YEAR | ABSOLUTE RATING | GROWTH RATING | PALMETTO GOLD/SILVER AWARD | AYP STATUS | NCLB IMPROVEMENT STATUS |
|------|-----------------|---------------|----------------------------|------------|-------------------------|
| 2008 | Average | Good | TBD | Not Met | NI |
| 2007 | Below Average | At-Risk | N/A | Not Met | N/A |
| 2006 | Average | At-Risk | N/A | Met | N/A |

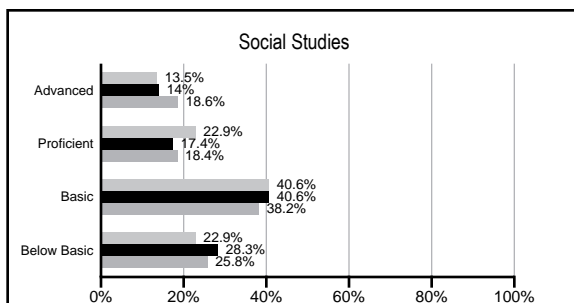
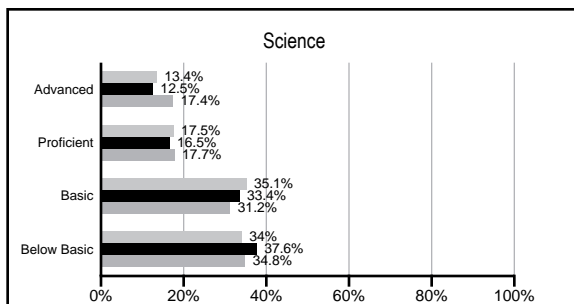
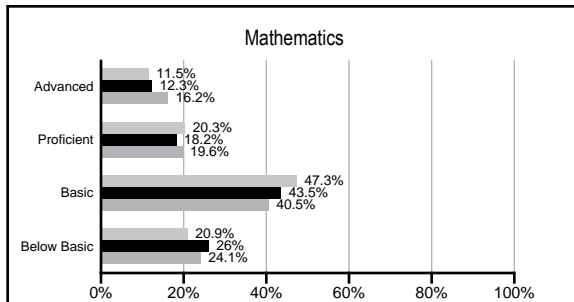
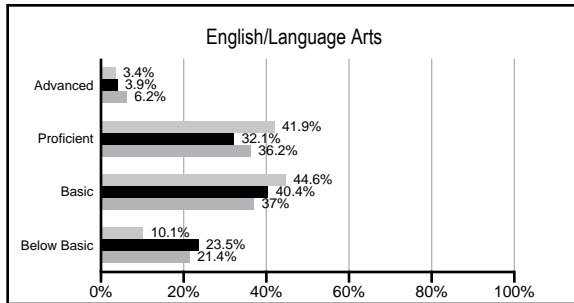
ABSOLUTE RATINGS OF ELEMENTARY SCHOOLS WITH STUDENTS LIKE OURS*

| EXCELLENT | GOOD | AVERAGE | BELOW AVERAGE | AT-RISK |
|-----------|------|---------|---------------|---------|
| 0 | 2 | 34 | 48 | 1 |

* Ratings are calculated with data available by 02/17/2009. Schools with Students like Ours are Elementary Schools with poverty indices of no more than 5% above or below the index for this school.

PACT PERFORMANCE

Our School Elementary Schools with Students Like Ours Elementary schools statewide



NAEP PERFORMANCE*

* Performance reported for SC and nation, data not available at school level. Percentages at NAEP Achievement Levels.



SC PERFORMANCE GOAL

2010 Goal:

By 2010, SC's student achievement will be ranked in the top half of the states nationally. To achieve this goal, we must become one of the fastest improving systems in the country.

2020 Goal: TBD

Abbreviations Key

N/A Not Applicable N/AV Not Available N/C Not Collected N/R Not Reported I/S Insufficient Sample TBD To be determined
NI Newly Identified CSI Continuing School Improvement CA Corrective Action RP Plan to Restructure R Restructure DELAY School Improvement Status HOLD School Improvement Status

Clearwater Elementary [Aiken]

SCHOOL PROFILE

| | Our School | Change from Last Year | Elementary Schools with Students Like Ours | Median Elementary School |
|--|---------------|-----------------------|--|--------------------------|
| Students (n=409) | | | | |
| Retention rate | 4.0% | Up from 3.2% | 2.9% | 2.3% |
| Attendance rate | 96.1% | Up from 96.0% | 96.1% | 96.3% |
| Eligible for gifted and talented | 6.3% | Down from 7.9% | 9.0% | 10.4% |
| With disabilities other than speech | 8.5% | Up from 5.4% | 9.0% | 7.5% |
| Out-of-school suspensions or expulsions for violent &/or criminal offenses | 0.2% | Up from 0.0% | 0.0% | 0.0% |
| Teachers (n=29) | | | | |
| Teachers with advanced degrees | 48.3% | Down from 53.1% | 56.5% | 56.7% |
| Continuing contract teachers | 79.3% | Down from 84.4% | 80.0% | 77.3% |
| Teachers with emergency or provisional certificates | 3.8% | Down from 6.9% | 0.0% | 0.0% |
| Teachers returning from previous year | 90.3% | Down from 91.9% | 87.0% | 86.4% |
| Teacher attendance rate | 95.0% | Up from 92.6% | 94.8% | 94.9% |
| Average teacher salary | \$46,549 | Up 1.5% | \$45,395 | \$45,345 |
| Classes not taught by highly qualified teachers | 0.0% | Down from 4.5% | 0.0% | 0.0% |
| School | | | | |
| Principal's years at school | 6.0 | Up from 5.0 | 4.0 | 4.0 |
| Student-teacher ratio in core subjects | 18.7 to 1 | Up from 18.0 to 1 | 18.4 to 1 | 18.5 to 1 |
| Prime instructional time | 88.9% | Up from 86.8% | 89.4% | 89.8% |
| Opportunities in the arts | Good | No Change | Good | Good |
| SACS accreditation | Yes | No Change | Yes | Yes |
| Character development program | Below Average | Down from Good | Excellent | Excellent |
| Dollars spent per pupil* | \$6,733 | Up 4.8% | \$7,184 | \$7,052 |
| Percent of expenditures for instruction* | 75.5% | Up from 74.5% | 68.4% | 69.1% |
| Percent of expenditures for teacher salaries* | 73.0% | Up from 71.0% | 63.6% | 64.2% |
| % of AYP objectives met | 88.2% | | 85.2% | 85.7% |

* Prior year audited financial data available.

EVALUATION RESULTS

| | Teachers | Students* | Parents* |
|--|----------|-----------|----------|
| Number of surveys returned | 30 | 49 | 35 |
| Percent satisfied with learning environment | 100.0% | 83.7% | 73.5% |
| Percent satisfied with social and physical environment | 93.3% | 81.6% | 76.5% |
| Percent satisfied with school-home relations | 90.0% | 85.7% | 81.8% |

*Only students at the highest elementary school grade level at this school and their parents were included.

REPORT OF PRINCIPAL AND SCHOOL IMPROVEMENT COUNCIL

Clearwater Elementary works in collaboration with students, parents and the community to implement the best practices in daily instruction which provide opportunities for students to become productive members of society. This year, the school offered the following programs to improve student achievement: an After School Program for grades 3-5, a summer school program for grades K-5, an ESL tutor, a half-time curriculum coordinator, a Literacy Teacher for grades 1-2, paraprofessionals in grades K-5, Math tutoring for third grade students two mornings a week, and a Gifted and Talented Program for grades 3-5.

We feel that the following new initiatives led to the greatest improvements in student achievement: MAP testing for grades 1-5 pinpointed students' specific academic strengths and weaknesses; RIT group instruction with small groups and flexible groups of students met students' academic strengths and weaknesses that were identified by MAP tests; and a Leadership Team was appointed to help the school move toward achieving higher academic standards.

Parent and community involvement continues to grow. This year, students showed community involvement by participating in the following: a Veteran's Day program, toy donations to MCG Children's Hospital, pop-tabs for the Ronald McDonald House, and collecting food for the Golden Harvest Food Bank. We have community partnerships with several businesses that support our students' academic and character achievements.

Parent involvement activities included: a seasonal program presented by each grade level, orientation, Family Reading Night, Santa's Secret Shop and Photos with Santa, Valentine King and Queen Court, Talent Show, two ESL Literacy Nights, Green Jackets' Baseball Reading program, Art Show, Dominos' Pizza Reading program, and an awards program each quarter.

Other noteworthy programs students participated in that included a focus on character education included: Operation Get Smart, quarterly Good Conduct Breakfast, monthly Best Effort Awards, daily Caught Being Good announcements, monthly clubs for good behavior and effort, and Treasure Chest prizes for no tardies.

We also had students receiving honors in outside activities such as character awards, donating their hair to Locks of Love, completing and sinking both 5 and 10 foot putts in the Drive, Chip & Putt Competition, as well as four students competing at the sectional in the Pitch, Hit & Run Contest in which one student finished in fourth place.

Clearwater Elementary encourages and acknowledges academic effort and good citizenship. We feel this helps produce productive members of society.

Susan Malcom, Principal
Stacey Boatwright, SIC Chairman

Comprehensive detail, including definitions of rating, performance criteria, and explanations of status, is available on www.ed.sc.gov and www.eoc.sc.gov as well as school and school district websites.

Printed versions are available from school districts upon request.

Abbreviations Key

N/A Not Applicable N/AV Not Available N/C Not Collected N/R Not Reported I/S Insufficient Sample TBD To be determined

NI Newly Identified CSI Continuing School Improvement CA Corrective Action RP Plan to Restructure R Restructure DELAY School Improvement Status HOLD School Improvement Status