



SC Annual School Report Card Summary

J D Lever Elementary
Aiken

Grades: PK-5

Enrollment: 619

Principal: Renee Mack

Superintendent: Dr. Elizabeth Everitt

Board Chair: Dr. Christine Sanders

PERFORMANCE

Comprehensive detail, including definitions of ratings, performance criteria, and explanations of status, is available on www.ed.sc.gov and www.eoc.sc.gov as well as school and school district websites. Printed versions are available from school districts upon request.

YEAR	ABSOLUTE RATING	GROWTH RATING	PALMETTO GOLD/SILVER AWARD	AYP STATUS	NCLB IMPROVEMENT STATUS
2008	Below Average	At-Risk	TBD	Not Met	N/A
2007	Average	Below Average	N/A	Met	N/A
2006	Average	At-Risk	N/A	Not Met	N/A

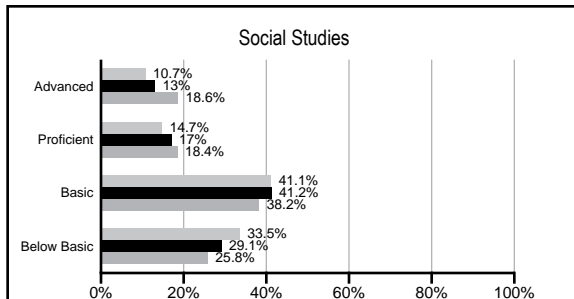
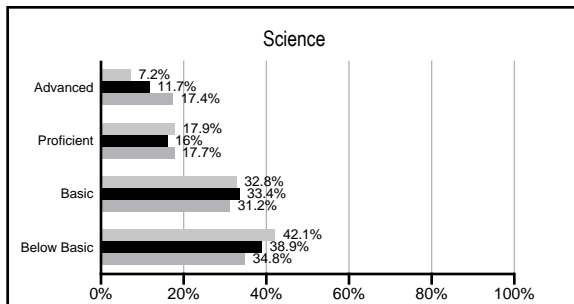
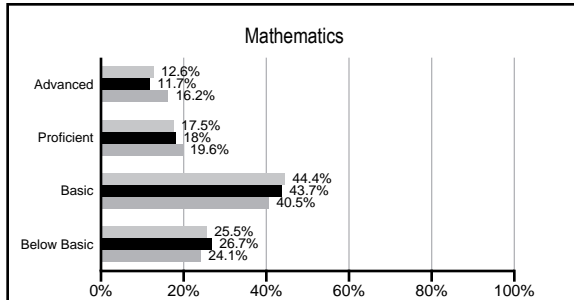
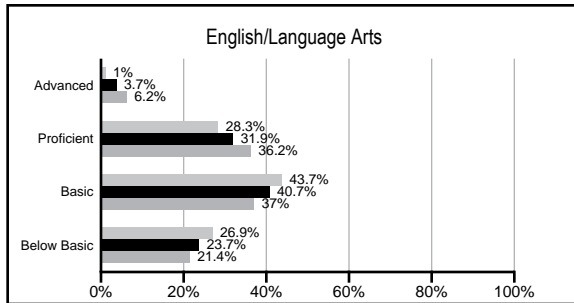
ABSOLUTE RATINGS OF ELEMENTARY SCHOOLS WITH STUDENTS LIKE OURS*

EXCELLENT	GOOD	AVERAGE	BELOW AVERAGE	AT-RISK
0	2	33	54	2

* Ratings are calculated with data available by 02/17/2009. Schools with Students like Ours are Elementary Schools with poverty indices of no more than 5% above or below the index for this school.


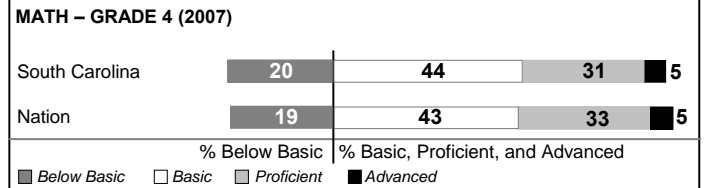
PACT PERFORMANCE

Our School Elementary Schools with Students Like Ours Elementary schools statewide



NAEP PERFORMANCE*

* Performance reported for SC and nation, data not available at school level. Percentages at NAEP Achievement Levels.



SC PERFORMANCE GOAL

2010 Goal:

By 2010, SC's student achievement will be ranked in the top half of the states nationally. To achieve this goal, we must become one of the fastest improving systems in the country.

2020 Goal: TBD

Abbreviations Key

N/A Not Applicable N/AV Not Available N/C Not Collected N/R Not Reported I/S Insufficient Sample TBD To be determined
NI Newly Identified CSI Continuing School Improvement CA Corrective Action RP Plan to Restructure R Restructure DELAY School Improvement Status HOLD School Improvement Status

J D Lever Elementary [Aiken]

SCHOOL PROFILE

	Our School	Change from Last Year	Elementary Schools with Students Like Ours	Median Elementary School
Students (n=619)				
Retention rate	2.3%	Up from 1.9%	2.9%	2.3%
Attendance rate	96.0%	Up from 95.6%	96.1%	96.3%
Eligible for gifted and talented	8.2%	Up from 7.6%	8.9%	10.4%
With disabilities other than speech	6.5%	Down from 7.0%	9.0%	7.5%
Out-of-school suspensions or expulsions for violent &/or criminal offenses	0.0%	No Change	0.0%	0.0%
Teachers (n=42)				
Teachers with advanced degrees	50.0%	Up from 48.7%	54.8%	56.7%
Continuing contract teachers	69.0%	Down from 82.1%	78.3%	77.3%
Teachers with emergency or provisional certificates	0.0%	No Change	0.0%	0.0%
Teachers returning from previous year	89.7%	Up from 88.6%	86.6%	86.4%
Teacher attendance rate	96.6%	Up from 95.6%	94.7%	94.9%
Average teacher salary	\$45,059	Down 0.9%	\$45,116	\$45,345
Classes not taught by highly qualified teachers	0.0%	No Change	0.0%	0.0%
School				
Principal's years at school	10.0	Up from 9.0	4.0	4.0
Student-teacher ratio in core subjects	18.0 to 1	Down from 19.3 to 1	18.5 to 1	18.5 to 1
Prime instructional time	92.3%	Up from 90.8%	89.1%	89.8%
Opportunities in the arts	Good	No Change	Good	Good
SACS accreditation	Yes	No Change	Yes	Yes
Character development program	Excellent	No Change	Excellent	Excellent
Dollars spent per pupil*	\$6,200	Up 9.7%	\$7,234	\$7,052
Percent of expenditures for instruction*	72.8%	Up from 71.7%	68.4%	69.1%
Percent of expenditures for teacher salaries*	67.3%	Up from 66.9%	63.4%	64.2%
% of AYP objectives met	70.6%		81.0%	85.7%

* Prior year audited financial data available.

EVALUATION RESULTS

	Teachers	Students*	Parents*
Number of surveys returned	43	91	54
Percent satisfied with learning environment	100.0%	87.9%	88.7%
Percent satisfied with social and physical environment	100.0%	84.6%	90.7%
Percent satisfied with school-home relations	100.0%	89.0%	90.4%

*Only students at the highest elementary school grade level at this school and their parents were included.

REPORT OF PRINCIPAL AND SCHOOL IMPROVEMENT COUNCIL

At J. D. Lever Elementary School, our main emphasis continues to be on student achievement. We strive to involve all stakeholders in continuous school improvement to address the challenges of rapid growth and accountability. We are very proud of the accomplishments made during the 2007-2008 school year. A few accomplishments are highlighted below:

We received the Red Carpet School Award to recognize our success at creating a family-friendly school environment and providing excellent customer service.

Dr. Bridget Coleman, Gifted and Talented teacher, was presented the first Public Education Partners "Championship Award" for the Aiken County School District for her promotion of innovative and collaborative instructional strategies used in the classroom.

Our collaboration with USC-Aiken continues to flourish with programs such as 'Geography First', a program promoting Social Studies with first grade students, and an undergraduate Math Methods course taught on campus during the school day to give college students real experience implementing math strategies in the classroom and assisting students in the Science/Math enrichment class.

Mrs. Dawn Bryant, second grade teacher, had her article "Mapping a Secret" published in The Geography Teacher Magazine.

We were awarded a South Carolina Geographic Alliance Society grant, "So, You Want to be a Pirate: Using GPS Units to Treasure Hunt." First graders will use handheld GPS units to increase their geographic competence and confidence.

We received a "USDA Fresh Fruits and Vegetable Grant" to educate our students on making better food choices to promote healthy lifestyles.

Mr. Rod Patterson, fourth grade teacher, and Dr. Bridget Coleman received a WSRC 2008 Excellence in Teaching Grant- "Exploring Climate Connections with Robots."

Our business partnership with Shaw Industries continues to provide incentives for our students, faculty and staff. Shaw employees are actively involved in the various activities in our school.

Renee Mack, Principal
Dr. Tim Lintner, SIC Chairperson

Comprehensive detail, including definitions of rating, performance criteria, and explanations of status, is available on www.ed.sc.gov and www.eoc.sc.gov as well as school and school district websites.

Printed versions are available from school districts upon request.

Abbreviations Key

N/A Not Applicable N/AV Not Available N/C Not Collected N/R Not Reported I/S Insufficient Sample TBD To be determined
NI Newly Identified CSI Continuing School Improvement CA Corrective Action RP Plan to Restructure R Restructure DELAY School Improvement Status HOLD School Improvement Status