



SC Annual School Report Card Summary

Byrd Elementary
Aiken

Grades: PK-5

Enrollment: 561

Principal: Mr. Eddie T. Watkins, Jr.

Superintendent: Dr. Elizabeth Everitt

Board Chair: Dr. Christine Sanders

PERFORMANCE

Comprehensive detail, including definitions of ratings, performance criteria, and explanations of status, is available on www.ed.sc.gov and www.eoc.sc.gov as well as school and school district websites. Printed versions are available from school districts upon request.

YEAR	ABSOLUTE RATING	GROWTH RATING	PALMETTO GOLD/SILVER AWARD	AYP STATUS	NCLB IMPROVEMENT STATUS
2008	Average	At-Risk	TBD	Met	N/A
2007	Average	At-Risk	N/A	Met	N/A
2006	Average	At-Risk	N/A	Met	N/A

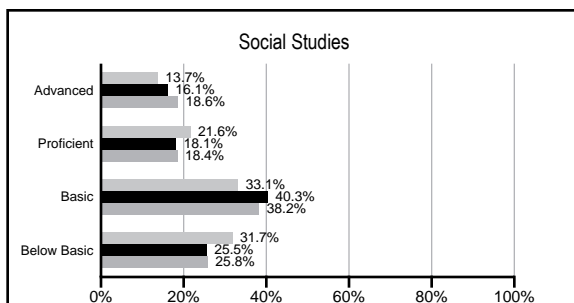
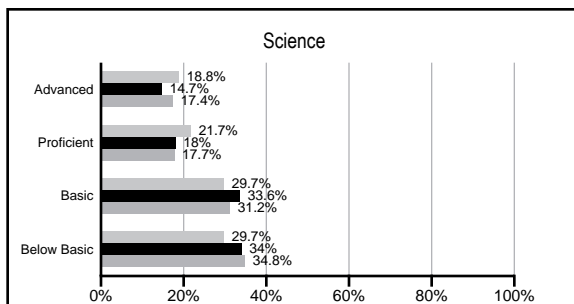
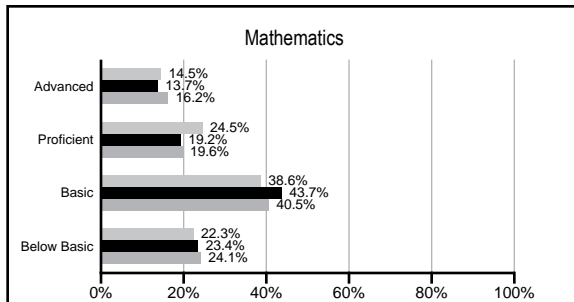
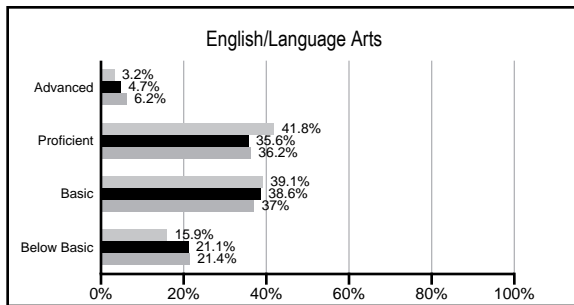
ABSOLUTE RATINGS OF ELEMENTARY SCHOOLS WITH STUDENTS LIKE OURS*

EXCELLENT	GOOD	AVERAGE	BELOW AVERAGE	AT-RISK
0	6	51	33	1

* Ratings are calculated with data available by 02/17/2009. Schools with Students like Ours are Elementary Schools with poverty indices of no more than 5% above or below the index for this school.

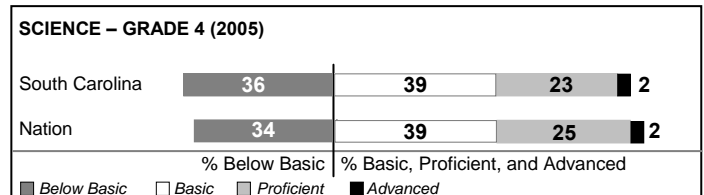
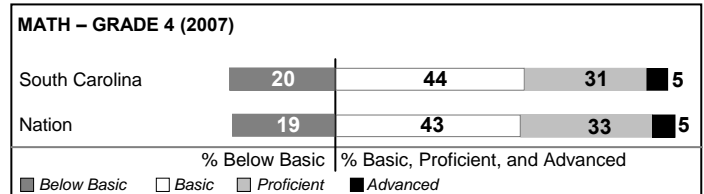
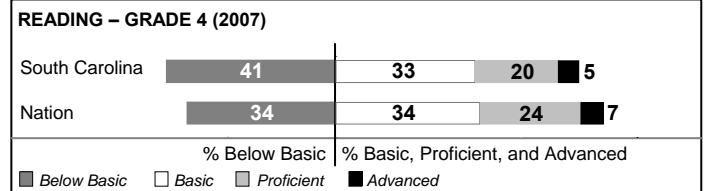
PACT PERFORMANCE

Our School
 Elementary Schools with Students Like Ours
 Elementary schools statewide



NAEP PERFORMANCE*

* Performance reported for SC and nation, data not available at school level. Percentages at NAEP Achievement Levels.



SC PERFORMANCE GOAL

2010 Goal:

By 2010, SC's student achievement will be ranked in the top half of the states nationally. To achieve this goal, we must become one of the fastest improving systems in the country.

2020 Goal: TBD

Abbreviations Key

N/A Not Applicable N/AV Not Available N/C Not Collected N/R Not Reported I/S Insufficient Sample TBD To be determined
 NI Newly Identified CSI Continuing School Improvement CA Corrective Action RP Plan to Restructure R Restructure DELAY School Improvement Status HOLD School Improvement Status

Byrd Elementary [Aiken]

SCHOOL PROFILE

	Our School	Change from Last Year	Elementary Schools with Students Like Ours	Median Elementary School
Students (n=561)				
Retention rate	3.6%	Down from 4.2%	2.8%	2.3%
Attendance rate	96.3%	Up from 96.0%	96.2%	96.3%
Eligible for gifted and talented	8.6%	Down from 10.3%	9.6%	10.4%
With disabilities other than speech	4.2%	Up from 2.8%	8.5%	7.5%
Out-of-school suspensions or expulsions for violent &/or criminal offenses	0.0%	No Change	0.0%	0.0%
Teachers (n=35)				
Teachers with advanced degrees	48.6%	Up from 44.1%	58.3%	56.7%
Continuing contract teachers	80.0%	Down from 82.4%	80.9%	77.3%
Teachers with emergency or provisional certificates	0.0%	Down from 3.3%	0.0%	0.0%
Teachers returning from previous year	89.4%	Up from 88.5%	87.6%	86.4%
Teacher attendance rate	93.6%	Down from 94.8%	94.7%	94.9%
Average teacher salary	\$47,537	Up 2.5%	\$45,391	\$45,345
Classes not taught by highly qualified teachers	0.0%	No Change	0.0%	0.0%
School				
Principal's years at school	2.0	Up from 1.0	4.0	4.0
Student-teacher ratio in core subjects	20.5 to 1	Up from 18.9 to 1	18.6 to 1	18.5 to 1
Prime instructional time	89.4%	Down from 90.2%	89.4%	89.8%
Opportunities in the arts	Good	No Change	Good	Good
SACS accreditation	Yes	No Change	Yes	Yes
Character development program	Excellent	No Change	Excellent	Excellent
Dollars spent per pupil*	\$6,380	Up 7.8%	\$6,893	\$7,052
Percent of expenditures for instruction*	74.0%	Down from 74.2%	68.8%	69.1%
Percent of expenditures for teacher salaries*	70.4%	Down from 71.6%	65.0%	64.2%
% of AYP objectives met	100.0%		88.2%	85.7%

* Prior year audited financial data available.

EVALUATION RESULTS

	Teachers	Students*	Parents*
Number of surveys returned	30	78	43
Percent satisfied with learning environment	100.0%	82.1%	74.4%
Percent satisfied with social and physical environment	86.7%	82.9%	73.8%
Percent satisfied with school-home relations	86.2%	76.3%	67.4%

*Only students at the highest elementary school grade level at this school and their parents were included.

REPORT OF PRINCIPAL AND SCHOOL IMPROVEMENT COUNCIL

Byrd Elementary is a Title 1 school, built in 1954, that cherishes additional support from the PTO, SIC, Title 1, and Act 135 committees, as well as our community partners. The school's focus continues to be on academic excellence and accountability. Our Character Education program emphasizes one character word a month. Students are rewarded for exhibiting that characteristic for the month. They receive a certificate, and their picture is displayed in the hall of the school. Wal-Mart provided a \$1000 award to provide incentives for academic achievement. Five classroom teachers received the HP Wacky Woodlands grant and were able to utilize it with their students. They implemented an interdisciplinary approach in math and science. We continued the "Great Leaps" reading program to provide remediation to our third graders. Our first graders, who were below grade level in reading were able to catch up through our Reading Recovery program.

We conducted two successful community efforts to bring parents and grandparents into the school that also aided parents to help their children at home. One was Reading Night, and the other was Math Night. Parents, family members, and students were given a thirty-minute workshop on ways to help their child at home. Then, the families received a hamburger and hotdog supper.

We were able to upgrade the technology in the classrooms by providing interactive SmartBoards w/LCD projectors in all of our classrooms and upgraded the computers in six classrooms. We are in the process of providing web access to parents for their children's grades, attendance, discipline, and general information whenever they want it from anywhere that has web access. We continue to make improvements that utilize all the means available to increase the instructional programs' delivery and retention by students.

Mrs. Mary Lamback was selected Teacher of the Year by her peers. She has done a terrific job motivating her students to do their very best. She teaches math to our fourth graders.

We offer the inclusion model for our previous self-contained class. We feel like this was a very successful year for these students. We are in the process of completing plans to move into our new school for the 2008-2009 school year. Many committees are busy at work in preparation for the move. We have built a strong partnership with the developer of the subdivision where we will be located. They partnered with us during our annual carnival that was held in the park at the subdivision.

We continue to emphasize academic improvement. We are now able to utilize MAP tests to give diagnostic information to teachers of the strengths and weaknesses of each student. We are planning to give students thirty minutes of reading instruction at their RIT level. We love teaching and learning and are preparing our students to be lifelong learners.

Eddie T. Watkins, Jr., Principal
Chris Harper, SIC Chairman

Comprehensive detail, including definitions of rating, performance criteria, and explanations of status, is available on www.ed.sc.gov and www.eoc.sc.gov as well as school and school district websites.

Printed versions are available from school districts upon request.

Abbreviations Key

N/A Not Applicable N/AV Not Available N/C Not Collected N/R Not Reported I/S Insufficient Sample TBD To be determined
NI Newly Identified CSI Continuing School Improvement CA Corrective Action RP Plan to Restructure R Restructure DELAY School Improvement Status HOLD School Improvement Status