



SC Annual School Report Card Summary

**Belvedere Elementary
Aiken**

Grades: PK-5

Enrollment: 614

Principal: Mr. Rod W. Greenway

Superintendent: Dr. Elizabeth Everitt

Board Chair: Dr. Christine Sanders

PERFORMANCE

Comprehensive detail, including definitions of ratings, performance criteria, and explanations of status, is available on www.ed.sc.gov and www.eoc.sc.gov as well as school and school district websites. Printed versions are available from school districts upon request.

YEAR	ABSOLUTE RATING	GROWTH RATING	PALMETTO GOLD/SILVER AWARD	AYP STATUS	NCLB IMPROVEMENT STATUS
2008	Average	Good	TBD	Met	N/A
2007	Average	Average	Silver	Met	N/A
2006	Good	Good	N/A	Met	N/A

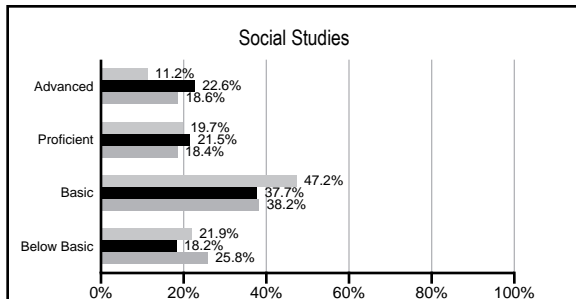
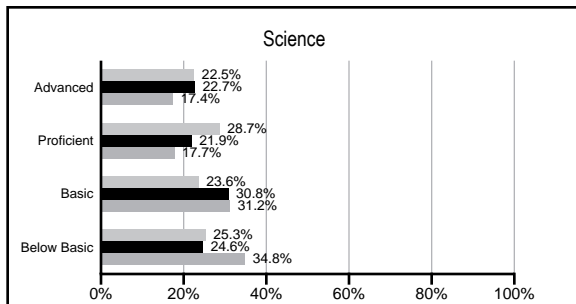
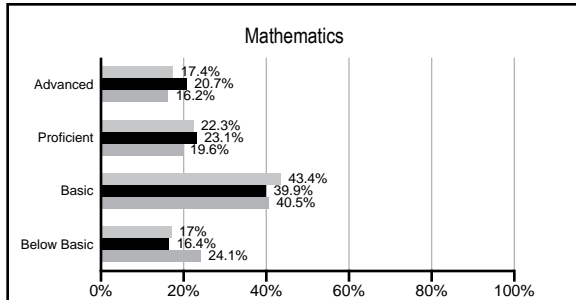
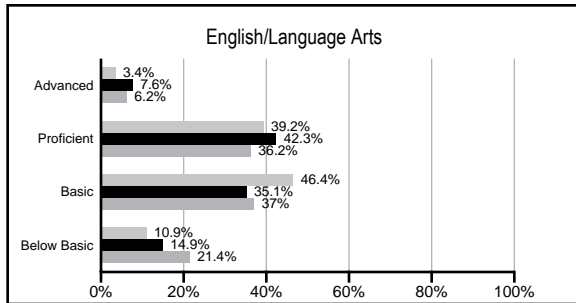
ABSOLUTE RATINGS OF ELEMENTARY SCHOOLS WITH STUDENTS LIKE OURS*

EXCELLENT	GOOD	AVERAGE	BELOW AVERAGE	AT-RISK
1	30	55	4	0

* Ratings are calculated with data available by 02/17/2009. Schools with Students like Ours are Elementary Schools with poverty indices of no more than 5% above or below the index for this school.

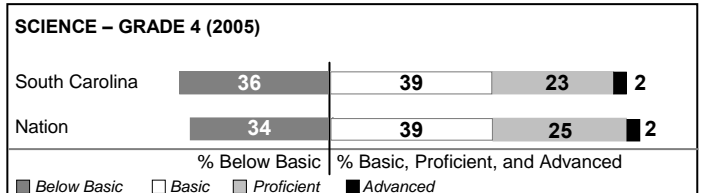

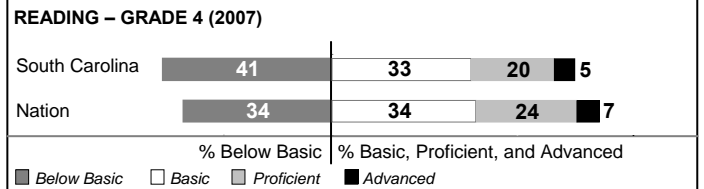
PACT PERFORMANCE

Our School
 Elementary Schools with Students Like Ours
 Elementary schools statewide



NAEP PERFORMANCE*

* Performance reported for SC and nation, data not available at school level. Percentages at NAEP Achievement Levels.



SC PERFORMANCE GOAL

2010 Goal:

By 2010, SC's student achievement will be ranked in the top half of the states nationally. To achieve this goal, we must become one of the fastest improving systems in the country.

2020 Goal: TBD

Abbreviations Key

N/A Not Applicable N/AV Not Available N/C Not Collected N/R Not Reported I/S Insufficient Sample TBD To be determined
NI Newly Identified CSI Continuing School Improvement CA Corrective Action RP Plan to Restructure R Restructure DELAY School Improvement Status HOLD School Improvement Status

Belvedere Elementary [Aiken]

SCHOOL PROFILE

	Our School	Change from Last Year	Elementary Schools with Students Like Ours	Median Elementary School
Students (n=614)				
Retention rate	5.1%	Up from 3.5%	2.0%	2.3%
Attendance rate	96.5%	Up from 96.2%	96.4%	96.3%
Eligible for gifted and talented	13.6%	Down from 15.5%	15.4%	10.4%
With disabilities other than speech	6.1%	Up from 5.6%	6.8%	7.5%
Out-of-school suspensions or expulsions for violent &/or criminal offenses	0.0%	No Change	0.0%	0.0%
Teachers (n=40)				
Teachers with advanced degrees	57.5%	Up from 55.3%	59.8%	56.7%
Continuing contract teachers	95.0%	Up from 89.5%	80.2%	77.3%
Teachers with emergency or provisional certificates	0.0%	No Change	0.0%	0.0%
Teachers returning from previous year	90.1%	Up from 87.3%	89.4%	86.4%
Teacher attendance rate	92.7%	Down from 94.7%	94.8%	94.9%
Average teacher salary	\$46,714	Up 2.0%	\$46,464	\$45,345
Classes not taught by highly qualified teachers	0.0%	No Change	0.0%	0.0%
School				
Principal's years at school	7.0	Up from 5.0	5.0	4.0
Student-teacher ratio in core subjects	19.5 to 1	Down from 20.1 to 1	19.4 to 1	18.5 to 1
Prime instructional time	88.6%	Down from 90.1%	90.1%	89.8%
Opportunities in the arts	Good	No Change	Good	Good
SACS accreditation	Yes	No Change	Yes	Yes
Character development program	Good	No Change	Excellent	Excellent
Dollars spent per pupil*	\$6,727	Down 3.8%	\$6,427	\$7,052
Percent of expenditures for instruction*	74.4%	Up from 73.7%	69.7%	69.1%
Percent of expenditures for teacher salaries*	70.3%	Up from 69.9%	65.4%	64.2%
% of AYP objectives met	100.0%		92.3%	85.7%

* Prior year audited financial data available.

EVALUATION RESULTS

	Teachers	Students*	Parents*
Number of surveys returned	45	101	58
Percent satisfied with learning environment	95.6%	93.0%	96.6%
Percent satisfied with social and physical environment	97.8%	90.1%	94.8%
Percent satisfied with school-home relations	91.1%	94.0%	98.3%

*Only students at the highest elementary school grade level at this school and their parents were included.

REPORT OF PRINCIPAL AND SCHOOL IMPROVEMENT COUNCIL

Belvedere Elementary School is a neighborhood school that has an enrollment of 616 students with strong parental support. Their support is vital to our school because they are the motivating factor that connects the students' home life with their school life. Our students are heterogeneously grouped from four year old kindergarten through fifth grade. Our poverty index for free and reduced lunches is measured at forty-five percent, and we qualify as a schoolwide Title 1 program.

Belvedere Elementary students performed well on the PACT test in the spring of 2007, and we did make Adequate Yearly Progress. The additional emphasis on Math and Reading, with daily testing in the CAI lab, has proved to be very helpful to the academic progress that we accomplished. They also have access to a science lab, where they are exposed to many different types of science projects with an opportunity to be a member of the Belvedere Science Club. This is an excellent extension of the regular classroom.

Our staff provides various opportunities and learning styles for each student to learn and succeed while they are at school. They participate in a variety of staff development seminars, classes, and workshops that have improved their abilities and methods of instruction in the classroom. Some examples are differentiated instruction, MAP training, assessment and student evaluation practices for RIT Band instruction. Our teachers have also attended a seminar by Marsha Tate, where they had an opportunity to learn about many of her teaching strategies that they could put in place in their classrooms.

Each year, we receive extra tutoring from nine foster grandparents and five parent volunteers. The Belvedere PTO and the Belvedere School Improvement Council have contributed a great deal of time and efforts to enhance the physical comforts of our building and campus. We have used our resources wisely to make a quality education available to our students in our community.

Comprehensive detail, including definitions of rating, performance criteria, and explanations of status, is available on www.ed.sc.gov and www.eoc.sc.gov as well as school and school district websites.

Printed versions are available from school districts upon request.

Abbreviations Key

N/A Not Applicable N/AV Not Available N/C Not Collected N/R Not Reported I/S Insufficient Sample TBD To be determined

NI Newly Identified CSI Continuing School Improvement CA Corrective Action RP Plan to Restructure R Restructure DELAY School Improvement Status HOLD School Improvement Status