



SC Annual School Report Card Summary

Aiken Elementary

Aiken

Grades: PK-5

Enrollment: 912

Principal: Sharon Foret Cagle

Superintendent: Dr. Elizabeth Everitt

Board Chair: Dr. Christine Sanders

PERFORMANCE

Comprehensive detail, including definitions of ratings, performance criteria, and explanations of status, is available on www.ed.sc.gov and www.eoc.sc.gov as well as school and school district websites. Printed versions are available from school districts upon request.

YEAR	ABSOLUTE RATING	GROWTH RATING	PALMETTO GOLD/SILVER AWARD	AYP STATUS	NCLB IMPROVEMENT STATUS
2008	Good	Average	TBD	Met	N/A
2007	Good	Average	Gold	Met	N/A
2006	Excellent	Good	Gold	Met	N/A

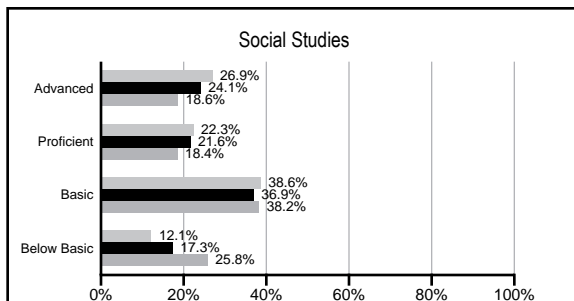
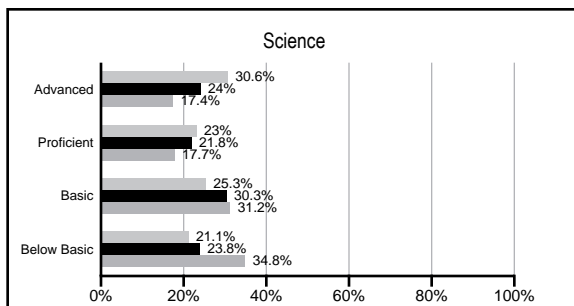
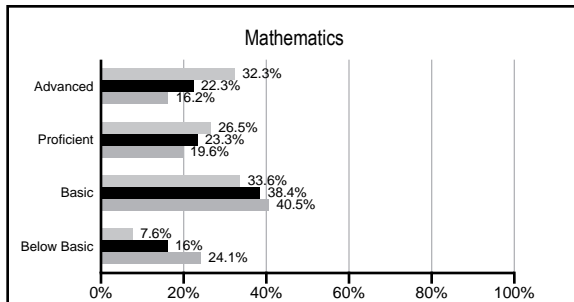
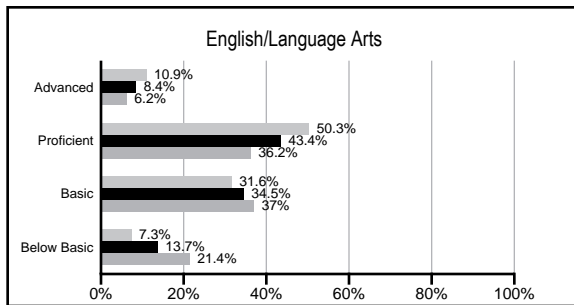
ABSOLUTE RATINGS OF ELEMENTARY SCHOOLS WITH STUDENTS LIKE OURS*

EXCELLENT	GOOD	AVERAGE	BELOW AVERAGE	AT-RISK
4	33	55	3	0

* Ratings are calculated with data available by 02/17/2009. Schools with Students like Ours are Elementary Schools with poverty indices of no more than 5% above or below the index for this school.

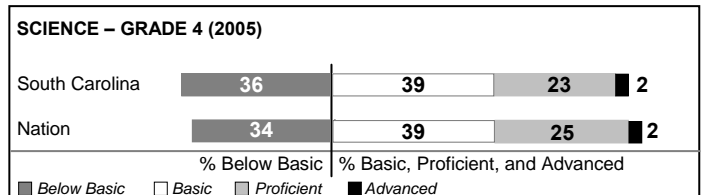

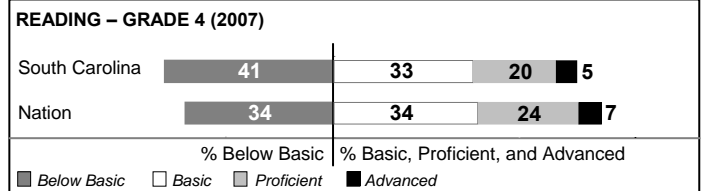
PACT PERFORMANCE

Our School
 Elementary Schools with Students Like Ours
 Elementary schools statewide



NAEP PERFORMANCE*

* Performance reported for SC and nation, data not available at school level. Percentages at NAEP Achievement Levels.



SC PERFORMANCE GOAL

2010 Goal:

By 2010, SC's student achievement will be ranked in the top half of the states nationally. To achieve this goal, we must become one of the fastest improving systems in the country.

2020 Goal: TBD

Abbreviations Key

N/A Not Applicable N/AV Not Available N/C Not Collected N/R Not Reported I/S Insufficient Sample TBD To be determined
 NI Newly Identified CSI Continuing School Improvement CA Corrective Action RP Plan to Restructure R Restructure DELAY School Improvement Status HOLD School Improvement Status

Aiken Elementary [Aiken]

SCHOOL PROFILE

	Our School	Change from Last Year	Elementary Schools with Students Like Ours	Median Elementary School
Students (n=912)				
Retention rate	3.0%	No Change	1.8%	2.3%
Attendance rate	96.8%	Up from 96.3%	96.5%	96.3%
Eligible for gifted and talented	22.5%	Down from 24.3%	17.0%	10.4%
With disabilities other than speech	4.7%	Up from 4.1%	6.6%	7.5%
Out-of-school suspensions or expulsions for violent &/or criminal offenses	0.0%	No Change	0.0%	0.0%
Teachers (n=57)				
Teachers with advanced degrees	54.4%	Down from 58.2%	60.7%	56.7%
Continuing contract teachers	73.7%	Down from 85.5%	81.1%	77.3%
Teachers with emergency or provisional certificates	0.0%	No Change	0.0%	0.0%
Teachers returning from previous year	87.9%	Down from 90.0%	88.0%	86.4%
Teacher attendance rate	98.4%	Up from 95.7%	94.8%	94.9%
Average teacher salary	\$44,368	Up 0.8%	\$46,714	\$45,345
Classes not taught by highly qualified teachers	0.0%	Down from 2.5%	0.0%	0.0%
School				
Principal's years at school	10.0	Up from 9.0	4.0	4.0
Student-teacher ratio in core subjects	18.8 to 1	Down from 21.5 to 1	19.5 to 1	18.5 to 1
Prime instructional time	95.3%	Up from 91.9%	90.2%	89.8%
Opportunities in the arts	Good	No Change	Good	Good
SACS accreditation	Yes	No Change	Yes	Yes
Character development program	Excellent	No Change	Excellent	Excellent
Dollars spent per pupil*	\$5,132	Down 5.4%	\$6,578	\$7,052
Percent of expenditures for instruction*	74.7%	Up from 71.6%	69.9%	69.1%
Percent of expenditures for teacher salaries*	69.7%	Up from 66.6%	66.7%	64.2%
% of AYP objectives met	100.0%		90.5%	85.7%

* Prior year audited financial data available.

EVALUATION RESULTS

	Teachers	Students*	Parents*
Number of surveys returned	62	113	79
Percent satisfied with learning environment	87.1%	85.8%	98.7%
Percent satisfied with social and physical environment	95.2%	82.6%	90.9%
Percent satisfied with school-home relations	95.1%	82.9%	85.9%

*Only students at the highest elementary school grade level at this school and their parents were included.

REPORT OF PRINCIPAL AND SCHOOL IMPROVEMENT COUNCIL

This past school year has been marked by many significant events. We are extremely proud of the successes of our students, faculty and staff. Aiken Elementary is an award winning school recognized at both the state and national levels. In 2005, Aiken Elementary was named a "National Blue Ribbon School" by the United States Department of Education and named a Carolina First Palmetto's Finest School in 2008 having been a finalist for this prestigious award in 2007.

Our students exceeded the District and State PACT results in all areas tested and met the national NCLB standards for AYP (annual yearly progress).

Our Report Card absolute rating dropped from excellent to good. We are working diligently to make adjustments in our curriculum and instructional methodologies as "the bar" moves up higher and higher.

A few highlights of our year are as follows:

A fourth grade teacher was chosen Environmental Teacher of the Year; our teachers wrote and received grants totaling more than \$45,000; a 2nd grader won 3rd place in the Primary Division for video production in the State PTA Reflections Program; a 1st grade student's artwork graced the cover of a recent issue of Park Bench, a city publication; two 5th graders received honorable mention in the 2007 WSRC Safety Art Contest; a 5th grader was a national winner in the Arthur Ashe Essay Contest; awarded the 2007 SRS Safety Art Contest's most participation award for 1st and 2nd grade; a 4th grader was District winner for Red Ribbon Essay; two students earned awards at the CSRA Regional Science Fair; Knowledge Master Team scored 2nd in the state and 98th out of 398 participating schools.

Our school successes are based on excellent academic programs, data-driven decision making, excellent home-school relations, professional development programs, teacher collaboration and teamwork. Our continued goal is to ensure that each child is prepared academically, socially, and emotionally for the 21st century. We accept the challenge to strive for continued academic excellence and to meet the needs of our diverse student body.

Sharon Foret Cagle, Principal

Comprehensive detail, including definitions of rating, performance criteria, and explanations of status, is available on www.ed.sc.gov and www.eoc.sc.gov as well as school and school district websites.

Printed versions are available from school districts upon request.

Abbreviations Key

N/A Not Applicable N/AV Not Available N/C Not Collected N/R Not Reported I/S Insufficient Sample TBD To be determined
 NI Newly Identified CSI Continuing School Improvement CA Corrective Action RP Plan to Restructure R Restructure DELAY School Improvement Status HOLD School Improvement Status