



SC Annual School Report Card Summary

Jefferson Elementary
Aiken

Grades: PK-5

Enrollment: 553

Principal: Pamela J. Hart

Superintendent: Dr. Elizabeth Everitt

Board Chair: Dr. Christine Sanders

PERFORMANCE

Comprehensive detail, including definitions of ratings, performance criteria, and explanations of status, is available on www.ed.sc.gov and www.eoc.sc.gov as well as school and school district websites. Printed versions are available from school districts upon request.

YEAR	ABSOLUTE RATING	GROWTH RATING	PALMETTO GOLD/SILVER AWARD	AYP STATUS	NCLB IMPROVEMENT STATUS
2008	Average	Below Average	TBD	Not Met	NI
2007	Average	Below Average	N/A	Not Met	N/A
2006	Average	At-Risk	N/A	Met	N/A

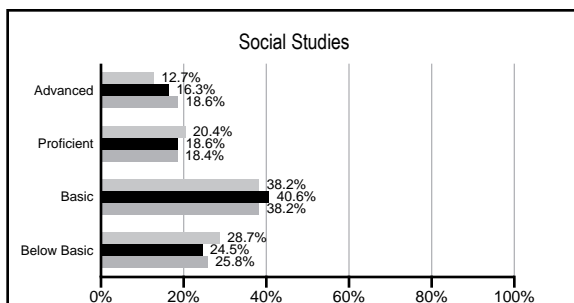
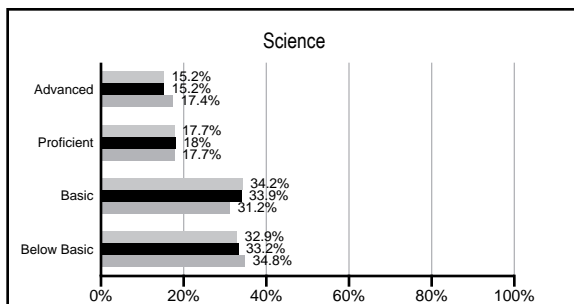
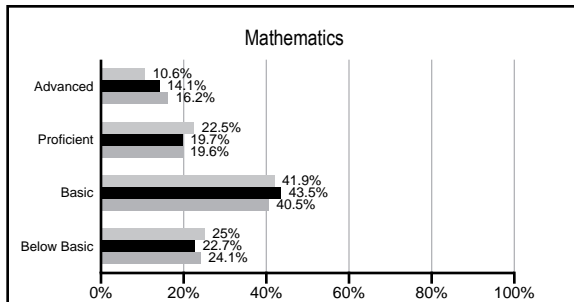
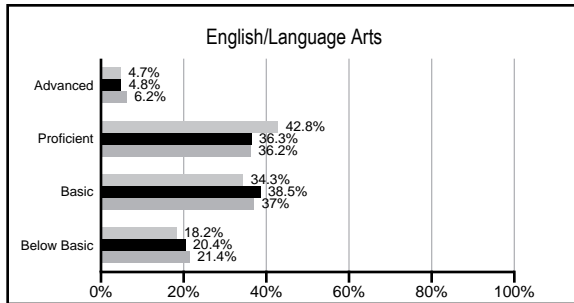
ABSOLUTE RATINGS OF ELEMENTARY SCHOOLS WITH STUDENTS LIKE OURS*

EXCELLENT	GOOD	AVERAGE	BELOW AVERAGE	AT-RISK
0	7	54	31	0

* Ratings are calculated with data available by 02/17/2009. Schools with Students like Ours are Elementary Schools with poverty indices of no more than 5% above or below the index for this school.

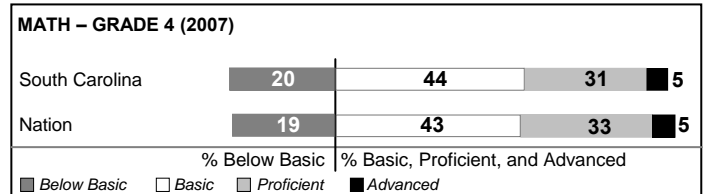
PACT PERFORMANCE

Our School
 Elementary Schools with Students Like Ours
 Elementary schools statewide



NAEP PERFORMANCE*

* Performance reported for SC and nation, data not available at school level. Percentages at NAEP Achievement Levels.



SC PERFORMANCE GOAL

2010 Goal:

By 2010, SC's student achievement will be ranked in the top half of the states nationally. To achieve this goal, we must become one of the fastest improving systems in the country.

2020 Goal: TBD

Abbreviations Key

N/A Not Applicable N/AV Not Available N/C Not Collected N/R Not Reported I/S Insufficient Sample TBD To be determined

NI Newly Identified CSI Continuing School Improvement CA Corrective Action RP Plan to Restructure R Restructure DELAY School Improvement Status HOLD School Improvement Status

Jefferson Elementary [Aiken]

SCHOOL PROFILE

	Our School	Change from Last Year	Elementary Schools with Students Like Ours	Median Elementary School
Students (n=553)				
Retention rate	4.2%	Up from 3.9%	2.8%	2.3%
Attendance rate	96.1%	No Change	96.2%	96.3%
Eligible for gifted and talented	12.3%	Down from 13.6%	9.7%	10.4%
With disabilities other than speech	7.5%	Up from 6.4%	8.6%	7.5%
Out-of-school suspensions or expulsions for violent &/or criminal offenses	0.0%	No Change	0.0%	0.0%
Teachers (n=41)				
Teachers with advanced degrees	48.8%	Up from 48.7%	58.1%	56.7%
Continuing contract teachers	78.0%	Up from 76.9%	80.8%	77.3%
Teachers with emergency or provisional certificates	2.9%	Down from 3.1%	0.0%	0.0%
Teachers returning from previous year	86.0%	Down from 86.3%	87.5%	86.4%
Teacher attendance rate	95.0%	Up from 91.5%	94.7%	94.9%
Average teacher salary	\$45,782	Up 0.4%	\$45,421	\$45,345
Classes not taught by highly qualified teachers	0.0%	Down from 5.1%	0.0%	0.0%
School				
Principal's years at school	1.0	Down from 20.0	4.0	4.0
Student-teacher ratio in core subjects	18.5 to 1	Up from 17.6 to 1	18.6 to 1	18.5 to 1
Prime instructional time	89.5%	Up from 86.3%	89.4%	89.8%
Opportunities in the arts	Good	No Change	Good	Good
SACS accreditation	Yes	No Change	Yes	Yes
Character development program	Good	No Change	Excellent	Excellent
Dollars spent per pupil*	\$6,716	Down 1.7%	\$6,895	\$7,052
Percent of expenditures for instruction*	70.4%	Up from 69.1%	68.7%	69.1%
Percent of expenditures for teacher salaries*	67.2%	Up from 66.3%	65.0%	64.2%
% of AYP objectives met	94.7%		88.2%	85.7%

* Prior year audited financial data available.

EVALUATION RESULTS

	Teachers	Students*	Parents*
Number of surveys returned	22	75	39
Percent satisfied with learning environment	95.5%	93.3%	89.7%
Percent satisfied with social and physical environment	95.5%	95.9%	94.7%
Percent satisfied with school-home relations	95.5%	95.9%	86.5%

*Only students at the highest elementary school grade level at this school and their parents were included.

REPORT OF PRINCIPAL AND SCHOOL IMPROVEMENT COUNCIL

Student achievement was the top priority of our 2007-2008 school year at Jefferson Elementary. This was the second year of our Reading Intervention Program, which provided a safety net for students who were not experiencing the expected level of success in reading. We also continued the Accelerated Reader Program. Our students read almost 50,000 books during the 2007-2008 year.

Throughout the year, we strived to recognize students for their accomplishments. Students received an array of awards monthly, which were announced by the principal on the morning news show. A school-wide awards ceremony was held at the end of each nine weeks, recognizing students for attendance, honor roll, most improved, good manners, good behavior, and most effort. Students were rewarded for reaching Accelerated Reader point goals by participating in a Balloon Parade. Every homeroom teacher selected a Citizen of the Month. Teachers, staff members, and administrators communicated their approval of students' positive actions by issuing them a "Golden Ticket."

We are extremely proud of the fact that we received the Red Carpet Award from the State Department of Education recognizing us as a family friendly school. Teachers, staff members, parents, community members, and students participated in the efforts that resulted in this honor.

Keeping our parents well informed and offering them numerous opportunities to participate in school events and activities were also priorities for the school. The Eagles' Tales became our weekly parent newsletter. Our Family Handbook, which included a school calendar, and our website, www.jeffersonelementaryschool.net, also helped to keep parents well informed. Parents came to school for evening events such as Family Reading Nights, the Fall Carnival, Sciencefest, Night of the Arts, and Valentine Court. All of these events were very well attended.

The strong supportive partnership between home and school contribute to a positive school climate that makes learning enjoyable for our students. It's easy to see why we say, "There's no place we'd rather be than Jefferson Elementary."

Pam Hart, Principal
Eric Powell, SIC Chairperson

Comprehensive detail, including definitions of rating, performance criteria, and explanations of status, is available on www.ed.sc.gov and www.eoc.sc.gov as well as school and school district websites.

Printed versions are available from school districts upon request.

Abbreviations Key

N/A Not Applicable N/AV Not Available N/C Not Collected N/R Not Reported I/S Insufficient Sample TBD To be determined
NI Newly Identified CSI Continuing School Improvement CA Corrective Action RP Plan to Restructure R Restructure DELAY School Improvement Status HOLD School Improvement Status