



# SC Annual School Report Card Summary

Long Cane Elementary  
Abbeville

Grades: PK-5

Enrollment: 499

Principal: Charles A. Costner

Superintendent: Dr. Ivan Randolph

Board Chair: James B. Tisdale, Jr.

## PERFORMANCE

Comprehensive detail, including definitions of ratings, performance criteria, and explanations of status, is available on [www.ed.sc.gov](http://www.ed.sc.gov) and [www.eoc.sc.gov](http://www.eoc.sc.gov) as well as school and school district websites. Printed versions are available from school districts upon request.

YEAR	ABSOLUTE RATING	GROWTH RATING	PALMETTO GOLD/SILVER AWARD	AYP STATUS	NCLB IMPROVEMENT STATUS
2008	Average	Below Average	TBD	Not Met	N/A
2007	Average	Below Average	N/A	Met	N/A
2006	Good	Below Average	Silver	Met	N/A

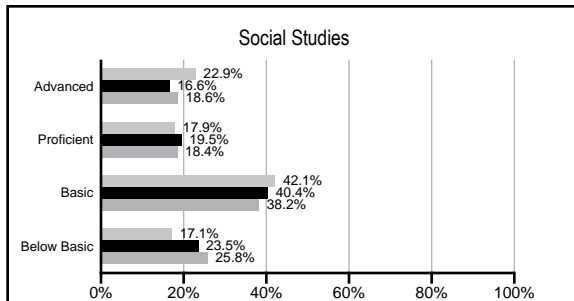
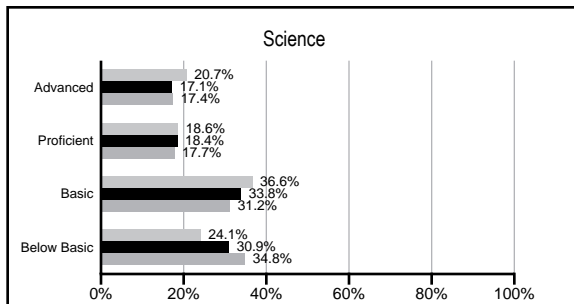
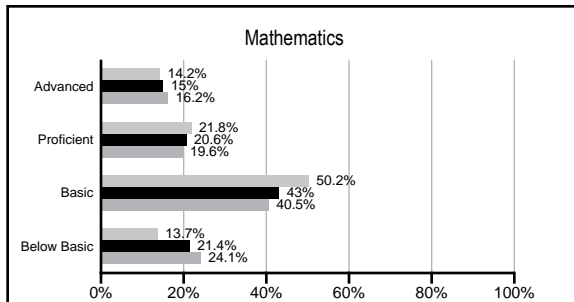
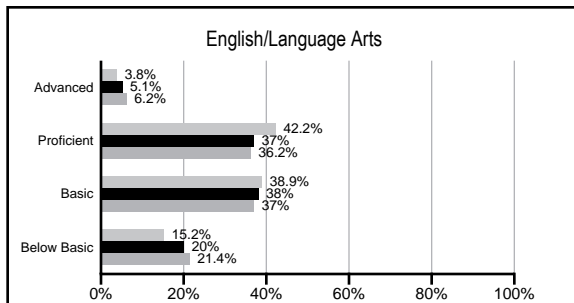
## ABSOLUTE RATINGS OF ELEMENTARY SCHOOLS WITH STUDENTS LIKE OURS\*

EXCELLENT	GOOD	AVERAGE	BELOW AVERAGE	AT-RISK
0	7	63	20	1

\* Ratings are calculated with data available by 02/17/2009. Schools with Students like Ours are Elementary Schools with poverty indices of no more than 5% above or below the index for this school.


## PACT PERFORMANCE

Our School
  Elementary Schools with Students Like Ours
  Elementary schools statewide



## NAEP PERFORMANCE\*

\* Performance reported for SC and nation, data not available at school level. Percentages at NAEP Achievement Levels.



## SC PERFORMANCE GOAL

2010 Goal:

*By 2010, SC's student achievement will be ranked in the top half of the states nationally. To achieve this goal, we must become one of the fastest improving systems in the country.*

2020 Goal: TBD

### Abbreviations Key

N/A Not Applicable N/AV Not Available N/C Not Collected N/R Not Reported I/S Insufficient Sample TBD To be determined

NI Newly Identified CSI Continuing School Improvement CA Corrective Action RP Plan to Restructure R Restructure DELAY School Improvement Status HOLD School Improvement Status

# Long Cane Elementary [Abbeville]

## SCHOOL PROFILE

	Our School	Change from Last Year	Elementary Schools with Students Like Ours	Median Elementary School
<b>Students (n=499)</b>				
Retention rate	1.9%	Down from 3.1%	2.7%	2.3%
Attendance rate	96.4%	Up from 96.0%	96.2%	96.3%
Eligible for gifted and talented	9.6%	Down from 14.8%	10.3%	10.4%
With disabilities other than speech	5.0%	Up from 4.6%	8.7%	7.5%
Out-of-school suspensions or expulsions for violent &/or criminal offenses	0.0%	No Change	0.0%	0.0%
<b>Teachers (n=35)</b>				
Teachers with advanced degrees	54.3%	Down from 60.0%	57.7%	56.7%
Continuing contract teachers	80.0%	Up from 74.3%	80.7%	77.3%
Teachers with emergency or provisional certificates	3.3%	Up from 0.0%	0.0%	0.0%
Teachers returning from previous year	82.0%	Up from 81.2%	87.6%	86.4%
Teacher attendance rate	91.7%	Down from 94.2%	94.9%	94.9%
Average teacher salary	\$43,311	Up 5.6%	\$45,568	\$45,345
Classes not taught by highly qualified teachers	0.0%	Down from 2.8%	0.0%	0.0%
<b>School</b>				
Principal's years at school	3.0	Up from 2.0	4.0	4.0
Student-teacher ratio in core subjects	17.9 to 1	Up from 17.4 to 1	18.5 to 1	18.5 to 1
Prime instructional time	87.6%	Down from 89.2%	89.5%	89.8%
Opportunities in the arts	Good	No Change	Good	Good
SACS accreditation	Yes	No Change	Yes	Yes
Character development program	Excellent	No Change	Excellent	Excellent
Dollars spent per pupil*	\$6,452	Up 7.4%	\$6,893	\$7,052
Percent of expenditures for instruction*	72.1%	Down from 72.8%	68.7%	69.1%
Percent of expenditures for teacher salaries*	68.4%	Down from 69.4%	65.0%	64.2%
% of AYP objectives met	88.2%		88.2%	85.7%

\* Prior year audited financial data available.

## EVALUATION RESULTS

	Teachers	Students*	Parents*
Number of surveys returned	34	57	43
Percent satisfied with learning environment	100.0%	94.6%	95.2%
Percent satisfied with social and physical environment	100.0%	91.2%	83.7%
Percent satisfied with school-home relations	90.9%	91.2%	88.4%

\*Only students at the highest elementary school grade level at this school and their parents were included.

## REPORT OF PRINCIPAL AND SCHOOL IMPROVEMENT COUNCIL

The 2007–2008 school year has been an exciting and educational year. The faculty and staff have been working exceptionally hard to raise the learning bar for each child. Our teachers have been focusing on each child's performance and the trends within the school's data. In conjunction with focusing on academics, Long Cane has established a very positive character education program to help our students become well rounded children. Everyone's goal is to have each individual child do his/her best.

On behalf of Long Cane Elementary, I would like to thank all of our parents, school volunteers, and school mentors. In order for each child to have the opportunity to succeed, the community, school, teachers, students, and parents must continue to make the commitment to work together.

Thanks to parents and guardians for all of their help and support.

Charles A. Costner, Principal  
Iguana Goodwin, SIC Chair

Comprehensive detail, including definitions of rating, performance criteria, and explanations of status, is available on [www.ed.sc.gov](http://www.ed.sc.gov) and [www.eoc.sc.gov](http://www.eoc.sc.gov) as well as school and school district websites.

Printed versions are available from school districts upon request.

### Abbreviations Key

N/A Not Applicable N/AV Not Available N/C Not Collected N/R Not Reported I/S Insufficient Sample TBD To be determined  
NI Newly Identified CSI Continuing School Improvement CA Corrective Action RP Plan to Restructure R Restructure DELAY School Improvement Status HOLD School Improvement Status