



SC Annual School Report Card Summary

Cherokee Trail Elementary
Abbeville

Grades: PK-7

Enrollment: 410

Principal: Chester R. King

Superintendent: Dr. Ivan Randolph

Board Chair: James B. Tisdale, Jr.

PERFORMANCE

Comprehensive detail, including definitions of ratings, performance criteria, and explanations of status, is available on www.ed.sc.gov and www.eoc.sc.gov as well as school and school district websites. Printed versions are available from school districts upon request.

YEAR	ABSOLUTE RATING	GROWTH RATING	PALMETTO GOLD/SILVER AWARD	AYP STATUS	NCLB IMPROVEMENT STATUS
2008	Average	Average	TBD	Not Met	N/A
2007	Average	At-Risk	N/A	Met	N/A
2006	Good	Below Average	Silver	Met	N/A

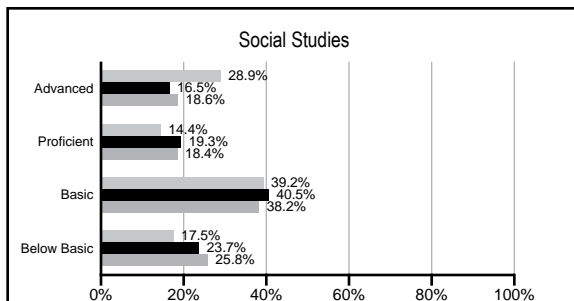
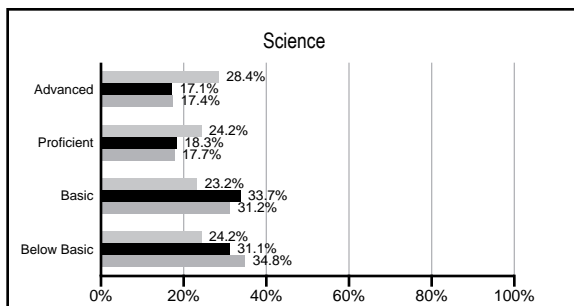
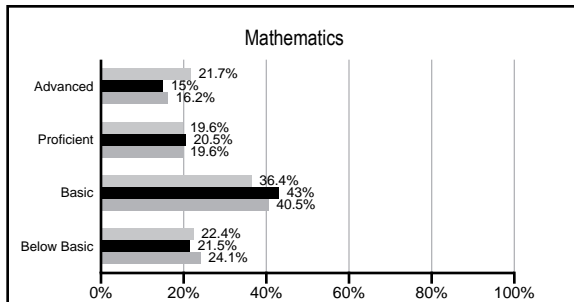
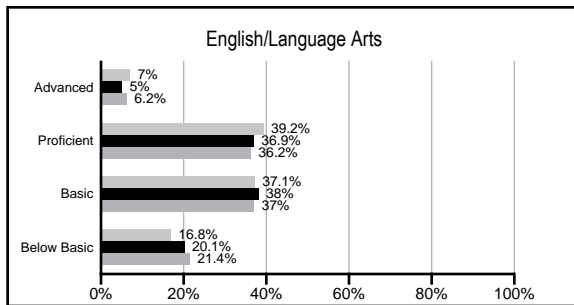
ABSOLUTE RATINGS OF ELEMENTARY SCHOOLS WITH STUDENTS LIKE OURS*

EXCELLENT	GOOD	AVERAGE	BELOW AVERAGE	AT-RISK
0	7	64	22	1

* Ratings are calculated with data available by 02/17/2009. Schools with Students like Ours are Elementary Schools with poverty indices of no more than 5% above or below the index for this school.

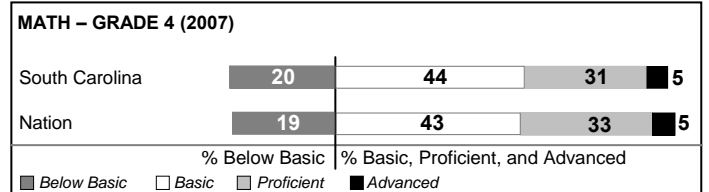
PACT PERFORMANCE

Our School Elementary Schools with Students Like Ours Elementary schools statewide



NAEP PERFORMANCE*

* Performance reported for SC and nation, data not available at school level. Percentages at NAEP Achievement Levels.



SC PERFORMANCE GOAL

2010 Goal:

By 2010, SC's student achievement will be ranked in the top half of the states nationally. To achieve this goal, we must become one of the fastest improving systems in the country.

2020 Goal: TBD

Abbreviations Key

N/A Not Applicable N/AV Not Available N/C Not Collected N/R Not Reported I/S Insufficient Sample TBD To be determined
NI Newly Identified CSI Continuing School Improvement CA Corrective Action RP Plan to Restructure R Restructure DELAY School Improvement Status HOLD School Improvement Status

Cherokee Trail Elementary [Abbeville]

SCHOOL PROFILE

	Our School	Change from Last Year	Elementary Schools with Students Like Ours	Median Elementary School
Students (n=410)				
Retention rate	2.6%	Up from 1.3%	2.3%	2.3%
Attendance rate	96.0%	Up from 95.7%	96.3%	96.3%
Eligible for gifted and talented	14.9%	Up from 13.2%	10.8%	10.4%
With disabilities other than speech	12.0%	Down from 12.6%	8.4%	7.5%
Out-of-school suspensions or expulsions for violent &/or criminal offenses	0.5%	Up from 0.2%	0.0%	0.0%
Teachers (n=29)				
Teachers with advanced degrees	65.5%	Up from 62.1%	56.6%	56.7%
Continuing contract teachers	96.6%	Down from 100.0%	80.0%	77.3%
Teachers with emergency or provisional certificates	0.0%	No Change	0.0%	0.0%
Teachers returning from previous year	92.5%	Down from 96.3%	87.8%	86.4%
Teacher attendance rate	99.3%	Up from 92.3%	95.0%	94.9%
Average teacher salary	\$48,316	Up 3.5%	\$45,181	\$45,345
Classes not taught by highly qualified teachers	0.0%	No Change	0.0%	0.0%
School				
Principal's years at school	17.0	Up from 16.0	4.0	4.0
Student-teacher ratio in core subjects	17.2 to 1	No Change	18.6 to 1	18.5 to 1
Prime instructional time	94.8%	Up from 87.0%	89.8%	89.8%
Opportunities in the arts	Good	No Change	Good	Good
SACS accreditation	Yes	No Change	Yes	Yes
Character development program	Excellent	No Change	Excellent	Excellent
Dollars spent per pupil*	\$6,216	Down 0.7%	\$6,768	\$7,052
Percent of expenditures for instruction*	79.9%	Up from 78.5%	68.9%	69.1%
Percent of expenditures for teacher salaries*	75.5%	Down from 77.9%	65.0%	64.2%
% of AYP objectives met	85.7%		88.2%	85.7%

* Prior year audited financial data available.

EVALUATION RESULTS

	Teachers	Students*	Parents*
Number of surveys returned	31	25	9
Percent satisfied with learning environment	100.0%	80.0%	I/S
Percent satisfied with social and physical environment	100.0%	84.0%	I/S
Percent satisfied with school-home relations	93.3%	88.0%	I/S

*Only students at the highest elementary school grade level at this school and their parents were included.

REPORT OF PRINCIPAL AND SCHOOL IMPROVEMENT COUNCIL

The 2007-08 school year was another successful and exciting time for Cherokee Trail Elementary School. We continue to strive to utilize and promote educational technology. Our emphasis again this year is to increase the use of technology to enhance instructional strategies. Elmos and SMART Boards were purchased for every classroom, and the faculty has been trained to incorporate a variety of methods of instruction to meet the needs of the various learning styles at our school.

Several students were recognized for outstanding accomplishments. A seventh grader was recognized by Governor Mark Sanford at the Governor's Citizenship Award Ceremony in Columbia. Several students were awarded certificates and monetary awards in the Soil and Water Conservation Contest. Four seventh grade students participated in the Duke Talent Identification Program. A sixth grade student received an honorable mention in the National Department of Transportation Poster Contest.

Our faculty, staff, and students volunteered their time and efforts in school-wide and community service projects. Cherokee Trail contributed food to the annual Due West Thanksgiving Community Dinner, My Brother's Keeper, and to families of needy students at the school. Over \$1200 was raised by our students and staff for the American Cancer Society's Relay for Life.

Faculty members received several awards. Adrienne Padner was selected the 2008-09 Teacher of the Year. She will be competing for the district honors in August. Rebecca Hall was awarded a \$5000 Lowes School Improvement Grant. Elise Hind, Velma English, Gail Hawthorne, Rebecca Hall, Jenny Seawright, Margaret Farner, Katrina Collins, Angie Nickles, and Jenni West received EIA Grants totaling \$13,000.

Our PTO and School Improvement Council are appreciated for their contributions and hard work in making 2007-08 a very successful school year.

Chester King, Principal
Susan Cheek, SIC Chairperson

Comprehensive detail, including definitions of rating, performance criteria, and explanations of status, is available on www.ed.sc.gov and www.eoc.sc.gov as well as school and school district websites.

Printed versions are available from school districts upon request.

Abbreviations Key

N/A Not Applicable N/AV Not Available N/C Not Collected N/R Not Reported I/S Insufficient Sample TBD To be determined

NI Newly Identified CSI Continuing School Improvement CA Corrective Action RP Plan to Restructure R Restructure DELAY School Improvement Status HOLD School Improvement Status