



SC Annual School District Report Card Summary

York 3 School District
 Grades: PK-12 Enrollment: 17,352
 Superintendent: Dr. Lynn P. Moody
 Board Chair: Bob Norwood

PERFORMANCE

Comprehensive detail, including definitions of ratings, performance criteria, and explanations of status, is available on www.ed.sc.gov and www.eoc.sc.gov as well as school and school district websites. Printed versions are available from school districts upon request.

YEAR	ABSOLUTE RATING	GROWTH RATING	PALMETTO GOLD/SILVER AWARD	AYP STATUS	NCLB IMPROVEMENT STATUS
2008	Below Average	Average	N/A	Not Met	CA
2007	Below Average	At-Risk	N/A	Not Met	CA
2006	Average	At-Risk	N/A	Not Met	CDI

ABSOLUTE RATINGS OF DISTRICTS WITH STUDENTS LIKE OURS*

EXCELLENT	GOOD	AVERAGE	BELOW AVERAGE	AT-RISK
0	1	6	2	0

* Ratings are calculated with data available by 02/17/2009. Districts with Students like Ours are Districts with poverty indices of no more than 5% above or below the index for this district.

PACT

PACT	2008 Reading	2008 Math	2008 Science	2008 Social Studies
	% Basic and above	% Basic and above	% Basic and above	% Basic and above
District	77.8%	79.5%	69.6%	75.7%
Districts with Students Like Ours**	79.3%	79.9%	72.2%	75.6%
Average District	76.0%	76.0%	67.4%	71.3%

PACT	2008 Reading	2008 Math	2008 Science	2008 Social Studies
	% Proficient & Advanced	% Proficient & Advanced	% Proficient & Advanced	% Proficient & Advanced
District	39.6%	37.9%	37.7%	38.8%
Districts with Students Like Ours**	41.8%	38.9%	40.8%	39.2%
Average District	37.6%	35.1%	36.4%	34.7%

HSAP

HSAP: 2nd Year Students	Passed 2 Subtests (%)	Passed 1 Subtests (%)	Passed No Subtests (%)
District	80.5%	11.7%	7.8%
Districts with Students Like Ours**	85.8%	8.4%	6.5%

HSAP Passage Rate by Spring 2008 (%)

District	92.7%
Districts with Students Like Ours**	94.1%

End of Course Test Passage Rate (%)

District	60.0%
Districts with Students Like Ours**	68.9%

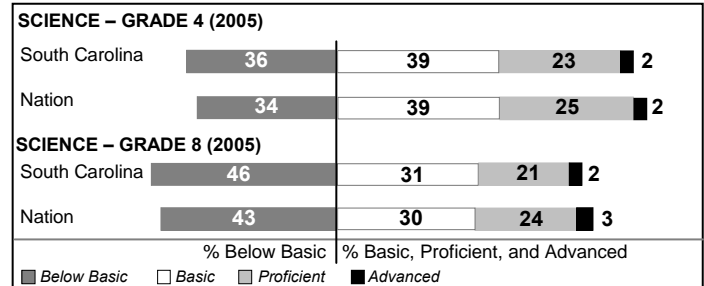
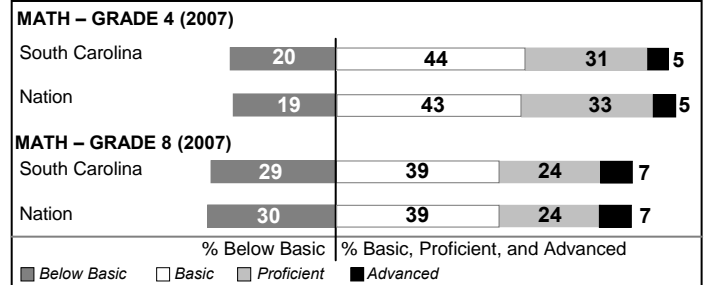
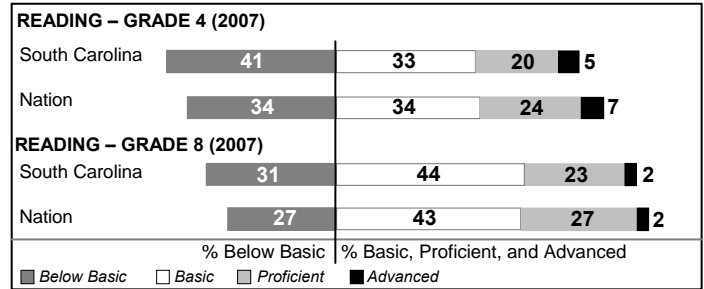
On-Time Graduation Rate (%)

District	62.6%
Districts with Students Like Ours**	74.6%

** Districts with Students Like Ours are districts with Poverty Indices of no more than 5% above or below the index for this district.

NAEP*

* Performance reported for SC and nation, data not available at school level. Percentages at NAEP Achievement Levels.



SC PERFORMANCE GOAL

2010 Goal:
By 2010, SC's student achievement will be ranked in the top half of the states nationally. To achieve this goal, we must become one of the fastest improving systems in the country.

2020 Goal: TBD

Abbreviations Key

N/A Not Applicable N/AV Not Available N/C Not Collected N/R Not Reported I/S Insufficient Sample TBD To be determined
 NI Newly Identified CDI Continuing District Improvement CA Corrective Action RP Plan to Restructure R Restructure DELAY District Improvement Status HOLD District Improvement Status

York 3 School District

DISTRICT PROFILE

	Our District	Change from Last Year	Districts with Students Like Ours	Median District
Students (n=17,352)				
Retention rate	4.3%	Down from 4.4%	3.3%	4.0%
Attendance rate	96.2%	No Change	96.2%	95.6%
Eligible for gifted and talented	11.1%	Down from 11.5%	17.4%	11.4%
With disabilities other than speech	11.7%	Down from 12.1%	10.5%	10.5%
Out-of-school suspensions or expulsions for violent &/or criminal offenses	1.1%	Down from 1.4%	0.4%	0.8%
Enrolled in AP/IB programs	19.0%	Up from 17.4%	19.0%	10.3%
Successful on AP/IB exams	62.5%	N/A	52.8%	56.0%
Eligible for LIFE Scholarship	29.1%	Down from 32.5%	42.1%	31.1%
Enrolled in adult education GED or diploma programs	167	Down from 199	53	48
Completions in adult education GED or diploma programs	103	Down from 151	49	27
Annual dropout rate	5.3%	Down from 8.3%	4.8%	3.8%
Teachers (n=1221)				
Teachers with advanced degrees	57.6%	Up from 56.1%	57.6%	54.8%
Continuing contract teachers	72.6%	Down from 76.1%	80.0%	73.9%
Teachers with emergency or provisional certificates	3.8%	Up from 3.6%	2.1%	5.0%
Teachers returning from previous year	91.2%	Down from 91.5%	91.2%	88.8%
Teacher attendance rate	96.1%	Down from 96.2%	95.4%	94.9%
Average teacher salary	\$47,254	Up 3.5%	\$46,337	\$45,107
Vacancies for more than nine weeks	0.1%	Up from 0.0%	0.1%	0.5%
Classes not taught by highly qualified teachers	2.1%	Up from 0.9%	0.4%	2.5%
District				
Superintendent's years at district	2.0	Up from 1.0	4.0	3.0
Student-teacher ratio in core subjects	21.1 to 1	Up from 20.6 to 1	21.6 to 1	20.2 to 1
Prime instructional time	91.2%	Up from 91.1%	90.2%	89.1%
Dollars spent per pupil*	\$8,088	Up 6.0%	\$8,054	\$8,666
Percent of expenditures for teacher salaries*	56.4%	Down from 56.6%	54.4%	53.1%
Percent of expenditures for instruction*	58.5%	Down from 58.8%	58.5%	56.5%
Opportunities in the arts	Excellent	No Change	Excellent	Excellent
Number of schools	25	Up from 24	10	9
Portable classrooms	1.7%	No Change	2.3%	4.3%
Average age in years of school facilities	20 Years	Down from 23 Years	19 Years	26 Years
Number of schools with SACS accreditation	5.0	Down from 6.0	9.0	8.0
Average administrator salary	\$79,191	Up 1.6%	\$78,946	\$76,032
Number of charter schools	1	No Change	0	0
% of AYP objectives met	75.7%		81.0%	69.7%

* Prior year audited financial data available.

CHARTER SCHOOLS IN DISTRICT

School Name	Absolute Rating	Growth Rating	Adequate Yearly Progress
Children's Attention Home (ELEM.)	N/A	N/A	Not Met
Children's Attention Home (MIDDLE)	At-Risk	At-Risk	Not Met

REPORT OF SUPERINTENDENT

York District Three continues to be a growing district where students learn, grow, connect and thrive. Belleview and Old Pointe elementary schools were named Red Carpet schools. Oakdale Elementary was selected as one of 22 winners in 17 states in the Milliken Festival for Youth program. Richmond Drive Elementary was the only school in S.C. to receive the Literacy Spot School award. Northside Elementary School of the Arts received the S.C. Creative Ticket School of Excellence Award, and was one of the five schools in the nation cited by the John F. Kennedy Center for the Performing Arts. The Purple Regiment at Northwestern placed fourth in the state AAAA marching band championship. The Rock Hill High Band of Distinction placed third in the 5A championship, and their percussion ensembles won three state championships. 41 high school students qualified for All-State chorus and more than 150 students qualified for All-Region and All-State bands. Sullivan and Saluda Trail middle schools were approved to offer an International Baccalaureate Middle Years Programme.

24 teachers became National Board Certified, bringing the district's total of certifiers to over 225 and ranking seventh in the state. Castle Heights became the first middle school in the district to receive accreditation by the Southern Association of Colleges and Schools. South Pointe's school newsletter, South Pointe in the News (SPIN), received the Palmetto Award from the S.C. Scholastic Press Association. Bands from five of our secondary schools received the S.C. Outstanding Performance Award. Rosewood Elementary was honored for its efforts "to close the achievement gap" among students of differing economic, racial, and ethnic groups. Early Childhood Education students at the Applied Technology Center placed first in the Service Division in the state FCCLA for their numerous philanthropic efforts. Students at Rawlinson Road Middle had the second highest fundraiser in the state for the Leukemia Society. The boys' soccer team at Northwestern won the state 4A championship.

We will continue our mission to provide all students with challenging work that authentically engages them in the learning process and prepares them for successful futures.

Lynn P. Moody, Superintendent

Comprehensive detail, including definitions of rating, performance criteria, and explanations of status, is available on www.ed.sc.gov and www.eoc.sc.gov as well as school and school district websites.

Printed versions are available from school districts upon request.

Abbreviations Key

N/A Not Applicable N/AV Not Available N/C Not Collected N/R Not Reported I/S Insufficient Sample TBD To be determined

NI Newly Identified CDI Continuing District Improvement CA Corrective Action RP Plan to Restructure R Restructure DELAY District Improvement Status HOLD District Improvement Status