



# SC Annual School District Report Card Summary

**Clover School District**  
**Grades: PK-12** Enrollment: 6,294  
**Superintendent: Dr. Marc Sosne**  
**Board Chair: Steve Brown**

## PERFORMANCE

Comprehensive detail, including definitions of ratings, performance criteria, and explanations of status, is available on [www.ed.sc.gov](http://www.ed.sc.gov) and [www.eoc.sc.gov](http://www.eoc.sc.gov) as well as school and school district websites. Printed versions are available from school districts upon request.

YEAR	ABSOLUTE RATING	GROWTH RATING	PALMETTO GOLD/SILVER AWARD	AYP STATUS	NCLB IMPROVEMENT STATUS
2008	Good	Average	N/A	Not Met	N/A
2007	Good	Average	N/A	Not Met	N/A
2006	Good	Below Average	N/A	Not Met	N/A

## ABSOLUTE RATINGS OF DISTRICTS WITH STUDENTS LIKE OURS\*

EXCELLENT	GOOD	AVERAGE	BELOW AVERAGE	AT-RISK
0	2	1	0	0

\* Ratings are calculated with data available by 02/17/2009. Districts with Students like Ours are Districts with poverty indices of no more than 5% above or below the index for this district.

### PACT

PACT	2008 Reading	2008 Math	2008 Science	2008 Social Studies
	% Basic and above	% Basic and above	% Basic and above	% Basic and above
District	84.6%	86.7%	82.6%	80.5%
Districts with Students Like Ours**	83.7%	84.8%	80.7%	82.5%
Average District	76.0%	76.0%	67.4%	71.3%

PACT	2008 Reading	2008 Math	2008 Science	2008 Social Studies
	% Proficient & Advanced	% Proficient & Advanced	% Proficient & Advanced	% Proficient & Advanced
District	50.2%	52.3%	53.5%	47.4%
Districts with Students Like Ours**	47.9%	47.7%	51.0%	48.9%
Average District	37.6%	35.1%	36.4%	34.7%

### HSAP

HSAP: 2nd Year Students	Passed 2 Subtests (%)	Passed 1 Subtests (%)	Passed No Subtests (%)
District	84.6%	9.1%	6.2%
Districts with Students Like Ours**	88.2%	7.1%	4.7%

### HSAP Passage Rate by Spring 2008 (%)

District	95.0%
Districts with Students Like Ours**	96.2%

### End of Course Test Passage Rate (%)

District	73.9%
Districts with Students Like Ours**	77.1%

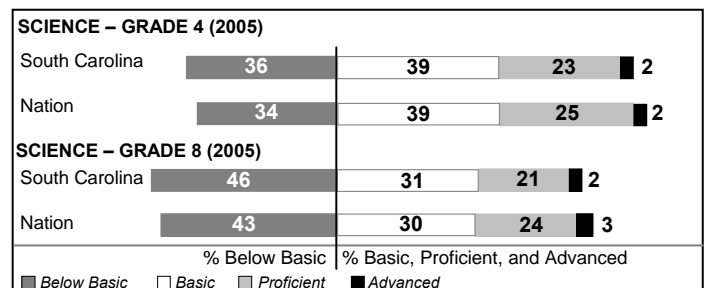
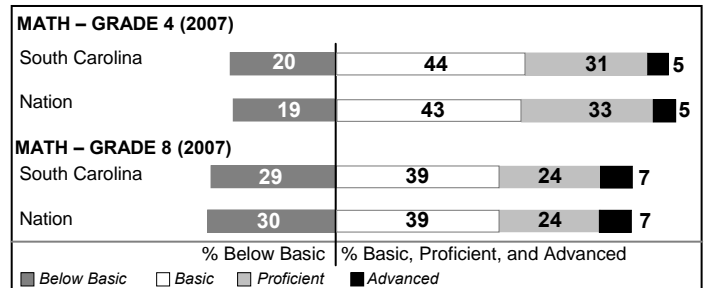
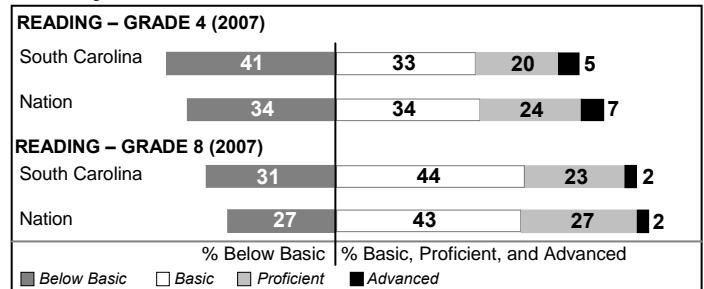
### On-Time Graduation Rate (%)

District	79.7%
Districts with Students Like Ours**	82.6%

\*\* Districts with Students Like Ours are districts with Poverty Indices of no more than 5% above or below the index for this district.

### NAEP\*

\* Performance reported for SC and nation, data not available at school level. Percentages at NAEP Achievement Levels.



### SC PERFORMANCE GOAL

**2010 Goal:**  
*By 2010, SC's student achievement will be ranked in the top half of the states nationally. To achieve this goal, we must become one of the fastest improving systems in the country.*

**2020 Goal:** TBD

#### Abbreviations Key

N/A Not Applicable N/AV Not Available N/C Not Collected N/R Not Reported I/S Insufficient Sample TBD To be determined  
 NI Newly Identified CDI Continuing District Improvement CA Corrective Action RP Plan to Restructure R Restructure DELAY District Improvement Status HOLD District Improvement Status

# Clover School District

## DISTRICT PROFILE

	Our District	Change from Last Year	Districts with Students Like Ours	Median District
<b>Students (n=6,294)</b>				
Retention rate	2.3%	Down from 2.6%	2.3%	4.0%
Attendance rate	96.0%	No Change	96.0%	95.6%
Eligible for gifted and talented	22.8%	Up from 20.8%	22.8%	11.4%
With disabilities other than speech	6.9%	Up from 6.1%	7.7%	10.5%
Out-of-school suspensions or expulsions for violent &/or criminal offenses	2.4%	Up from 1.8%	0.8%	0.8%
Enrolled in AP/IB programs	6.9%	No Change	25.2%	10.3%
Successful on AP/IB exams	84.4%	N/A	70.1%	56.0%
Eligible for LIFE Scholarship	31.3%	Up from 28.7%	52.9%	31.1%
Enrolled in adult education GED or diploma programs	34	Down from 35	121	48
Completions in adult education GED or diploma programs	28	Down from 32	72	27
Annual dropout rate	4.1%	Up from 3.3%	1.9%	3.8%
<b>Teachers (n=416)</b>				
Teachers with advanced degrees	60.6%	Down from 60.7%	60.6%	54.8%
Continuing contract teachers	78.4%	Up from 73.6%	78.4%	73.9%
Teachers with emergency or provisional certificates	1.4%	Down from 1.7%	3.0%	5.0%
Teachers returning from previous year	88.9%	Up from 88.4%	89.6%	88.8%
Teacher attendance rate	94.4%	Down from 95.3%	94.4%	94.9%
Average teacher salary	\$48,557	Up 3.0%	\$48,557	\$45,107
Vacancies for more than nine weeks	0.0%	Down from 0.2%	0.1%	0.5%
Classes not taught by highly qualified teachers	0.5%	Up from 0.2%	1.7%	2.5%
<b>District</b>				
Superintendent's years at district	1.0	Down from 3.0	2.0	3.0
Student-teacher ratio in core subjects	22.5 to 1	No Change	21.5 to 1	20.2 to 1
Prime instructional time	87.6%	Down from 89.4%	89.5%	89.1%
Dollars spent per pupil*	\$9,226	Up 4.5%	\$9,157	\$8,666
Percent of expenditures for teacher salaries*	52.0%	Down from 54.9%	54.8%	53.1%
Percent of expenditures for instruction*	54.6%	Down from 57.2%	56.8%	56.5%
Opportunities in the arts	Excellent	No Change	Excellent	Excellent
Number of schools	9	No Change	19	9
Portable classrooms	0.0%	No Change	5.1%	4.3%
Average age in years of school facilities	21 Years	No Change	21 Years	26 Years
Number of schools with SACS accreditation	1.0	No Change	19.0	8.0
Average administrator salary	\$79,454	Up 2.1%	\$83,286	\$76,032
Number of charter schools	0	No Change	0	0
% of AYP objectives met	84.8%		84.8%	69.7%

\* Prior year audited financial data available.

## CHARTER SCHOOLS IN DISTRICT

School Name	Absolute Rating	Growth Rating	Adequate Yearly Progress
There are no charter schools in this district.			

## REPORT OF SUPERINTENDENT

As your new superintendent, I am proud to say that the 2007-08 school year was an exciting and rewarding year for the students, staff, and community of the Clover School District.

Clover High School graduates have been accepted to esteemed universities across South Carolina and the nation. For the first time in school history, the football team won the South Carolina Division II 4-A State Championship. The Blue Eagle Marching Band won this year's South Carolina 4-A Band Championship, and for the third year in a row the high school chorus won the state championship.

Bethany, Bethel, and Crowders Creek Elementary Schools received Palmetto Gold Awards, and Kinard Elementary Received the Palmetto Silver Award for exceptional performance on PACT. Bethany, Bethel, Griggs Road Elementary School and Crowders Creek Elementary and Middle Schools were all recognized for closing the achievement gap among students from differing economic, racial, and ethnic groups. In most cases, student test scores were well above state averages.

Clover School District teachers showed their commitment to professional development and personal growth as 21 teachers received the prestigious National Board Certification bring the total number for the district to sixty-three.

Clover is the second fastest growing district in the state; growing at a rate of better than 6 percent. New state tax laws have the potential for reducing the amount of money coming from the state for the education of our students, while the costs of goods and services for our students continue to climb. We remain optimistic that with the outstanding community support we have received in the past and continue to receive, we will be able to overcome the financial difficulties projected for the future.

The future of the district's students is very bright. Thank you for the opportunity to serve your children and for your continued support.

Marc Sosne, Ph.D., Superintendent

Comprehensive detail, including definitions of rating, performance criteria, and explanations of status, is available on [www.ed.sc.gov](http://www.ed.sc.gov) and [www.eoc.sc.gov](http://www.eoc.sc.gov) as well as school and school district websites.

Printed versions are available from school districts upon request.

### Abbreviations Key

N/A Not Applicable N/AV Not Available N/C Not Collected N/R Not Reported I/S Insufficient Sample TBD To be determined

NI Newly Identified CDI Continuing District Improvement CA Corrective Action RP Plan to Restructure R Restructure DELAY District Improvement Status HOLD District Improvement Status