SC Annual School Report Card Summary

Barnwell County Career Center
Grades: 9-12 **Enrollment: 428**
Director: Sam Mckay
Board Chair: Mrs. Teresa Hughes
Superintendents: **Dr.Teresa L. Pope Barnwell 19**
Alexia C. Clamp Williston 29
Roy Sapough Barnwell 45

PERFORMANCE

Comprehensive detail, including definitions of ratings, performance criteria, and explanations of status, is available on www.ed.sc.gov and www.eoc.sc.gov as well as school and school district websites. Printed versions are available from school districts upon request.

YEAR	ABSOLUTE RATING	GROWTH RATING	PALMETTO GOLD/SILVER AWARD	AYP STATUS	NCLB IMPROVEMENT STATUS
2008	Good	At-Risk	TBD	Met	N/A
2007	Excellent	Good	Gold	Met	N/A
2006	Excellent	Excellent	N/A	Met	N/A

ABSOLUTE RATINGS OF CAREER CENTERS IN SC*

EXCELLENT	GOOD	AVERAGE	BELOW AVERAGE	AT-RISK
34	2	1	0	0

** Ratings are calculated with data available by 02/18/2009. All Career Centers in South Carolina are included.*

TECHNICAL SKILL ATTAINMENT

The percentage of students enrolled in career and technology courses at a center who earn a 2.0 or above on the final course grade.

Our Center		State Center Average (%)
n	%	%
394	88.3%	85.2%

GRADUATION RATE

The number of 12th grade career technology education students who graduate in the spring is divided by the number of 12th graders enrolled in the center and converted to a percentage.

Our Center		State Center Average (%)
n	%	%
61	78.7%	94.4%

PLACEMENT RATE

The number of career and technology completers who are available for placement in postsecondary instruction, military services, or employment is divided into the number of students over a three-year period who are actually placed and converted to a percentage. This criterion mirrors the Perkins standard.

Our Center		State Center Average (%)
n	%	%
155	97.4%	97.4%

NAEP PERFORMANCE*

** Performance reported for SC and nation, data not available at school level. Percentages at NAEP Achievement Levels.*







SC PERFORMANCE GOAL

2010 Goal:
By 2010, SC's student achievement will be ranked in the top half of the states nationally. To achieve this goal, we must become one of the fastest improving systems in the country.

2020 Goal: TBD

Abbreviations Key
N/A Not Applicable **N/AV** Not Available **N/C** Not Collected **N/R** Not Reported **I/S** Insufficient Sample **TBD** To be determined
NI Newly Identified **CSI** Continuing School Improvement **CA** Corrective Action **RP** Plan to Restructure **R** Restructure **DELAY** School Improvement Status **HOLD** School Improvement Status

Barnwell County Career Center

SCHOOL PROFILE

	Our Center	Change from Last Year	Median Career Center
Students (n=428)			
With disabilities other than speech	15.0%	Up from 7.2%	9.3%
Career/technology students in co-curricular organizations	37.1%	Up from 24.2%	20.7%
Enrollment in career/technology courses	428	Down from 501	675
Students participating in work-based experiences	0.0%	Down from 14.2%	20.6%
Teachers (n=13)			
Teachers with advanced degrees	15.4%	Down from 30.8%	27.2%
Continuing contract teachers	7.7%	Down from 15.4%	71.9%
Teachers with emergency or provisional certificates	8.3%	Up from 7.7%	19.5%
Teachers returning from previous year	94.9%	Down from 97.4%	92.5%
Teacher attendance rate	95.3%	Down from 96.5%	95.6%
Average teacher salary	$44,677	Down 1.8%	$46,693
Classes not taught by highly qualified teachers	N/A	N/A	N/A
Center			
Director's years at Center	5.0	Up from 4.0	4.0
Dollars spent per pupil*	$3,032	Up 3.3%	$3,234
Prime instructional time	N/R	N/R	N/A
Percent of expenditures for teacher salaries*	55.6%	Up from 50.9%	55.1%
Percent of expenditures for instruction*	56.5%	Down from 57.4%	63.7%

* Prior year audited financial data available.

EVALUATION RESULTS

	Teachers	Students*	Parents*
Number of surveys returned	12	64	26
Percent satisfied with learning environment	100.0%	98.4%	91.7%
Percent satisfied with social and physical environment	100.0%	96.8%	84.6%
Percent satisfied with school-home relations	91.7%	98.4%	88.5%

* Only eleventh grade students and their parents were included.

REPORT OF DIRECTOR AND SCHOOL IMPROVEMENT COUNCIL

Barnwell County Career Center (BCCC) is one of eleven multi-district centers in South Carolina. BCCC serves students from Barnwell School Districts 19, 29, and 45. BCCC had 486 students enrolled in thirteen career programs in the fall of 2008.

Students were involved in School-to-Work activities. Activities include shadowing, cooperative education, and clinicals at 20 different business and industries. Cooperative education sites included Barnwell County Hospital, Barnwell County Nursing Home, Healthwise, Barnwell Pediatrics, Daniels' Pharmacy, Dr. Terry Fakoury's Dental office, Bedford's Stay and Play, Barnwell County Sheriff's Office, Barnwell City Police Office, Williston Police Office, Barnwell Elementary School, Kelly-Edwards Elementary School, Givens Auto Repair, Strobel Tire and Auto, B&B Ford, Inc., Auto Supply and Service, The Shop, and Augusta Fiberglass.

Forty-one students were inducted into this year's National Technical Honor Society. Student organizations such as Skills USA, HOSA, FFA, and FCCLA were active at BCCC. Memberships allow for students to participate in regional, state, and national competitions in their programs of study. Ten students participated in the Skills USA competition in Greenville, SC. Forty-six students participated in the State HOSA competition in Charleston, SC. Three students placed first in this competition and eighteen additional students placed in the competitions.

BCCC provided the opportunity for all secondary teachers in Barnwell County to participate in curriculum integration activities during the 2007-2008 school year. Students in Agriculture Education participated in Future Farmers of America. FFA was involved in the regional meeting at the State House and assisted in various activities at the Barnwell County Clemson Extension Service. Additionally, the Agricultural Education classes coordinated and held a very successful State Rodeo Competition.

BCCC had a total of 109 students from the three district high schools who completed training at the Center. Of the 2007 Career and Technology completers eligible for placement, 98.4% were placed in secondary programs, the military, or gainful employment.

Comprehensive detail, including definitions of rating, performance criteria, and explanations of status, is available on www.ed.sc.gov and www.eoc.sc.gov as well as school and school district websites.

Printed versions are available from school districts upon request.

Abbreviations Key

N/A Not Applicable **N/AV** Not Available **N/C** Not Collected **N/R** Not Reported **I/S** Insufficient Sample **TBD** To be determined
NI Newly Identified **CSI** Continuing School Improvement **CA** Corrective Action **RP** Plan to Restructure **R** Restructure **DELAY** School Improvement Status **HOLD** School Improvement Status