SC Annual School Report Card Summary

Aiken County Career Center
Grades: 11-12 **Enrollment: 317**
Director: Patrick W. O'Neill
Board Chair: Dr. Christine Sanders
Superintendent: Dr. Elizabeth Everitt

PERFORMANCE

Comprehensive detail, including definitions of ratings, performance criteria, and explanations of status, is available on www.ed.sc.gov and www.eoc.sc.gov as well as school and school district websites. Printed versions are available from school districts upon request.

YEAR	ABSOLUTE RATING	GROWTH RATING	PALMETTO GOLD/SILVER AWARD	AYP STATUS	NCLB IMPROVEMENT STATUS
2008	Excellent	Excellent	TBD	Met	N/A
2007	Excellent	Excellent	Gold	Met	N/A
2006	Excellent	Excellent	Gold	Met	N/A

ABSOLUTE RATINGS OF CAREER CENTERS IN SC*

EXCELLENT	GOOD	AVERAGE	BELOW AVERAGE	AT-RISK
34	2	1	0	0

** Ratings are calculated with data available by 02/18/2009. All Career Centers in South Carolina are included.*

TECHNICAL SKILL ATTAINMENT

The percentage of students enrolled in career and technology courses at a center who earn a 2.0 or above on the final course grade.

Our Center		State Center Average (%)
n	%	%
295	88.8%	85.2%

GRADUATION RATE

The number of 12th grade career technology education students who graduate in the spring is divided by the number of 12th graders enrolled in the center and converted to a percentage.

Our Center		State Center Average (%)
n	%	%
75	96.0%	94.4%

PLACEMENT RATE

The number of career and technology completers who are available for placement in postsecondary instruction, military services, or employment is divided into the number of students over a three-year period who are actually placed and converted to a percentage. This criterion mirrors the Perkins standard.

Our Center		State Center Average (%)
n	%	%
227	99.1%	97.4%

NAEP PERFORMANCE*

** Performance reported for SC and nation, data not available at school level. Percentages at NAEP Achievement Levels.*







SC PERFORMANCE GOAL

2010 Goal:
By 2010, SC's student achievement will be ranked in the top half of the states nationally. To achieve this goal, we must become one of the fastest improving systems in the country.

2020 Goal: TBD

Abbreviations Key
N/A Not Applicable **N/AV** Not Available **N/C** Not Collected **N/R** Not Reported **I/S** Insufficient Sample **TBD** To be determined
NI Newly Identified **CSI** Continuing School Improvement **CA** Corrective Action **RP** Plan to Restructure **R** Restructure **DELAY** School Improvement Status **HOLD** School Improvement Status

Aiken County Career Center [Aiken]

SCHOOL PROFILE

	Our Center	Change from Last Year	Median Career Center
Students (n=317)			
With disabilities other than speech	14.2%	Up from 1.6%	9.3%
Career/technology students in co-curricular organizations	22.4%	Down from 28.7%	20.7%
Enrollment in career/technology courses	317	No Change	675
Students participating in work-based experiences	5.7%	Down from 28.1%	20.6%
Teachers (n=17)			
Teachers with advanced degrees	23.5%	No Change	27.2%
Continuing contract teachers	82.4%	Down from 88.2%	71.9%
Teachers with emergency or provisional certificates	12.5%	Up from 6.3%	19.5%
Teachers returning from previous year	92.6%	Down from 92.8%	92.5%
Teacher attendance rate	96.0%	Up from 92.2%	95.6%
Average teacher salary	$49,732	Up 6.9%	$46,693
Classes not taught by highly qualified teachers	N/A	N/A	N/A
Center			
Director's years at Center	1.0	Down from 7.0	4.0
Dollars spent per pupil*	$8,438	Down 5.6%	$3,234
Prime instructional time	N/R	N/R	N/A
Percent of expenditures for teacher salaries*	35.0%	Up from 34.2%	55.1%
Percent of expenditures for instruction*	53.9%	Up from 52.1%	63.7%

* Prior year audited financial data available.

EVALUATION RESULTS

	Teachers	Students*	Parents*
Number of surveys returned	6	123	112
Percent satisfied with learning environment	100.0%	93.5%	89.8%
Percent satisfied with social and physical environment	100.0%	86.2%	88.2%
Percent satisfied with school-home relations	100.0%	86.2%	86.5%

* Only eleventh grade students and their parents were included.

REPORT OF DIRECTOR AND SCHOOL IMPROVEMENT COUNCIL

The Aiken County Career and Technology Center (ACCTC) serves the school district of Aiken County. It is available to seven high schools. This school year ended with 317 students from five of the high schools. The center had eighty students that completed four units in career and technology and were recognized with completer certificates.

ACCTC is committed to providing quality technical education as well as providing English and U.S. History. ACCTC has signed on to be a member of Career Centers That Work. The school received its seventh consecutive Palmetto Gold Award this year.

For the second year in a row, the Cosmetology program had 100% of its students pass the state licensing test. The Criminal Justice program had its first group of completers and had twenty-four students gain First Aid and First Responder Certification. Health Science also had thirty four students gain First Aid and First Responder Certification. Welding had eleven students earn AWS Certification, and Industrial Systems had five students earn National Certification. Seventy-five of the completers earned Technical Advanced Placement at Aiken Technical College.

Health Science had ten students compete on the national level and CADD; Automotive, Agriculture and Cosmetology all competed on the state level.

Thirteen ACCTC students were inducted into the National Technical Honor Society.

Students are also involved with the community. Health Science students help with "Give a Kid a Smile" day and Special Olympics while Criminal Justice and Agriculture helped clean up yards for the elderly. Cosmetology gives haircuts to the elderly and the needy.

ACCTC is extremely proud of its students' outstanding performance throughout the year.

Patrick W. O'Neill, Director

Comprehensive detail, including definitions of rating, performance criteria, and explanations of status, is available on www.ed.sc.gov and www.eoc.sc.gov as well as school and school district websites.

Printed versions are available from school districts upon request.

Abbreviations Key

N/A Not Applicable **N/AV** Not Available **N/C** Not Collected **N/R** Not Reported **I/S** Insufficient Sample **TBD** To be determined
NI Newly Identified **CSI** Continuing School Improvement **CA** Corrective Action **RP** Plan to Restructure **R** Restructure **DELAY** School Improvement Status **HOLD** School Improvement Status