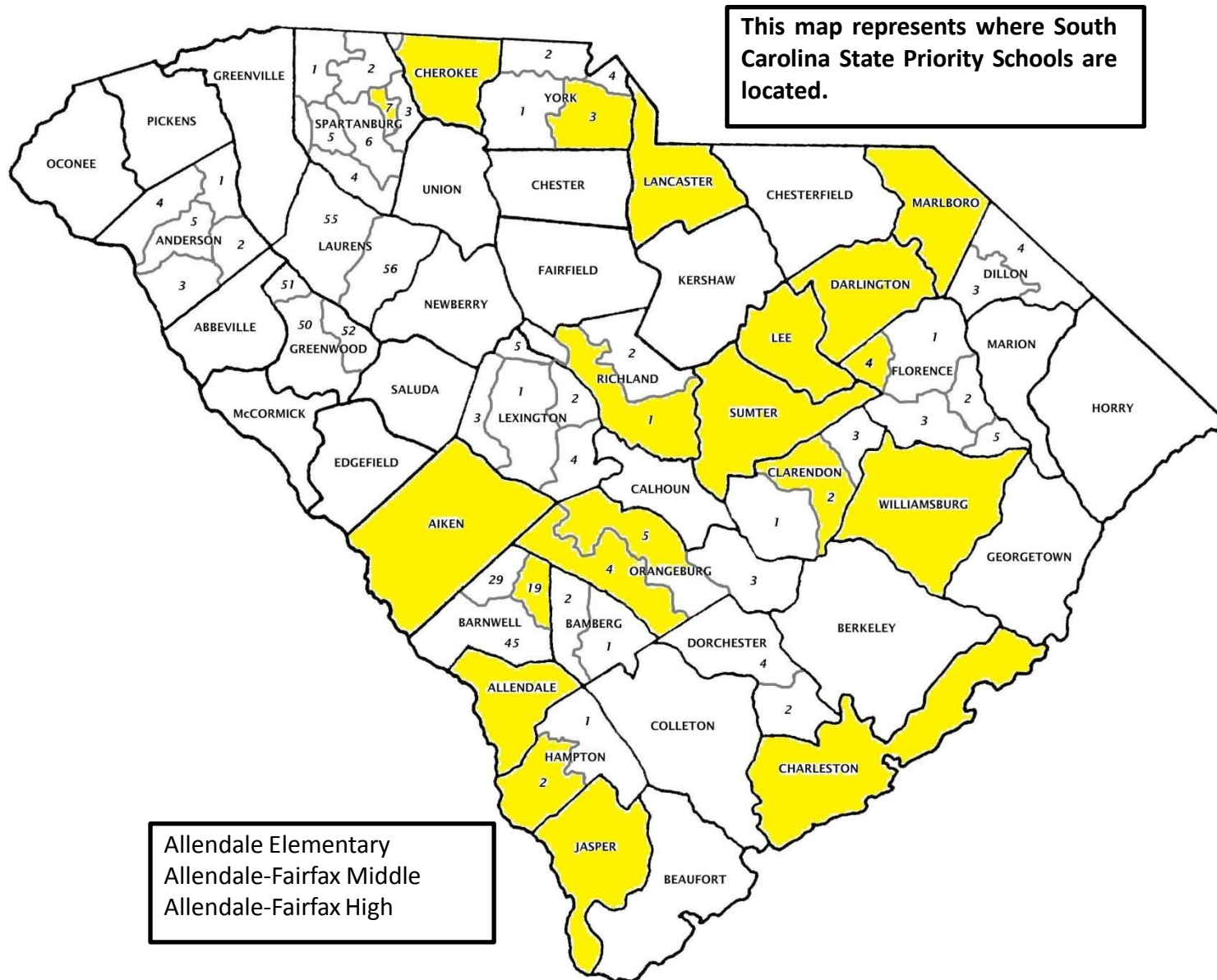


# South Carolina's Priority Schools

Allendale County School District

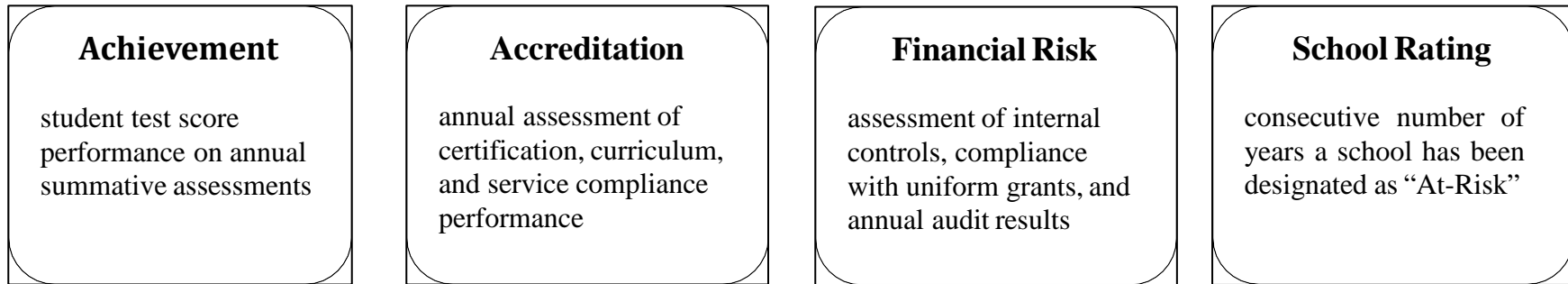
# South Carolina Priority Schools 2016-2017



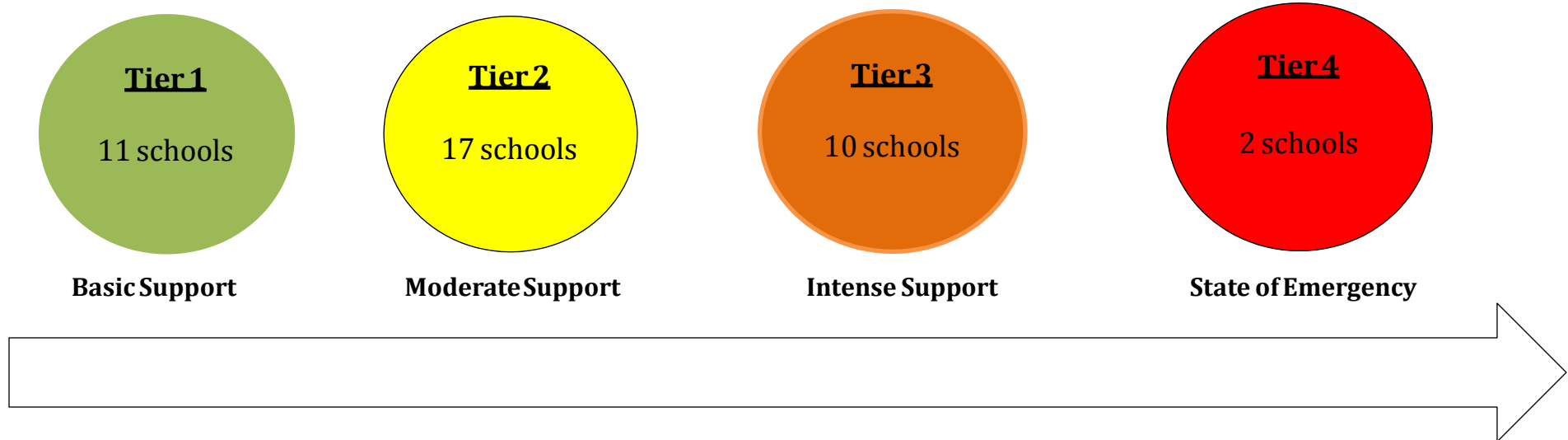
# South Carolina Priority School Tiers of Intervention and Support

**Proviso 1A.12.** requires the Office of School Transformation to create a system of tiers of technical assistance for low-performing schools.

The criteria used to determine each school's tier ranking includes:



Based on the above criteria, South Carolina Priority Schools fall into the following tiers:



## Tier Status & Financial Risk Status

---

<b>District</b>	<b>School</b>	<b>Tier Status</b>
<b>Allendale</b>	<b>Allendale Fairfax MS</b>	<b>3</b>
<b>Allendale</b>	<b>Allendale Fairfax HS</b>	<b>3</b>
<b>Allendale</b>	<b>Allendale Elem</b>	<b>3</b>

<b>District</b>	<b>Financial Risk Status</b>
<b>Allendale</b>	<b>Medium Risk</b>

# Tier Status

**Proviso 1A.12.** requires the Office of School Transformation to create a system of tiers of technical assistance for low-performing schools. A school will be placed in a Technical Assistance Tier based on the following criteria: 1) Accountability Index Ranking, 2) Accreditation Status, 3) Financial Risk Status, and 4) Length of Consecutive Years in Priority Status

## How are tiers assigned?

<b>Accountability Index Ranking of the schools in the bottom 5% on the WPI</b>	<b>Accreditation Status</b> <i>*Charters are excluded</i>	<b>District Financial Risk Status</b>	<b>Length of consecutive years in Priority Status</b>
1pt = top third 2pts = middle third 3 pts = bottom third	1 pt = Advised 2 pts = Warned 3 pts = Probation 4 pts = Denied	1pt - Low Risk 2pts - Medium Risk 3 pts - High Risk	1 pt - 1 to 3 years 2 pts - 4 to 6 years 3 pts - 7 or more years

## Tiered Point System

Tier 1 = Schools scoring between 1 - 3 points

Tier 2 = Schools scoring between 4 - 6 points

Tier 3 = Schools scoring between 7 - 11 points

### Allendale Fairfax High School

Accountability Index Ranking of the schools in the bottom 5% on the WPI	Accreditation Status <i>*Charters are excluded</i>	District Financial Risk Status	Length of consecutive years in Priority Status	Total Points and Tier
2 pts = middle third	3 pts = Probation	2 pts = Medium Risk	3 pts = 7 or more years	<b>10 points</b>  <b>Tier 3</b>

### Allendale Fairfax Middle School

Accountability Index Ranking of the schools in the bottom 5% on the WPI	Accreditation Status <i>*Charters are excluded</i>	District Financial Risk Status	Length of consecutive years in Priority Status	Total Points and Tier
3 pts = bottom third	0 pts = All Clear	2 pts = Medium Risk	3 pts = 7 or more years	<b>8 points</b>  <b>Tier 3</b>

### Allendale Elementary School

Accountability Index Ranking of the schools in the bottom 5% on the WPI	Accreditation Status <i>*Charters are excluded</i>	District Financial Risk Status	Length of consecutive years in Priority Status	Total Points and Tier
2 pts = middle third	1 pt = Advised	2 pts = Medium Risk	3 pts = 7 or more years	<b>8 points</b>  <b>Tier 3</b>

### Tiered Point System

Tier 1 = Schools scoring between 1 - 3 points

Tier 2 = Schools scoring between 4 - 6 points

**Tier 3 = Schools scoring between 7 - 11 points**

**SCDE Accreditation Over Time:**

	2014 - 15	2015 - 16	2016 - 17
<b>Board of Trustees</b>	Accredited/All Clear	Accredited/All Clear	Accredited/All Clear
<b>District Operations</b>	Accredited/All Clear	Accredited/All Clear	Accredited/All Clear
<b>Summer Schools</b>	Accredited/All Clear	Accredited/All Clear	Accredited/All Clear
<b>Adult Education</b>	Accredited/All Clear	Accredited/All Clear	Accredited/All Clear
<b>Allendale Elementary</b>	Accredited/All Clear	Accredited/Advised	Accredited/Advised
<b>Fairfax Elementary</b>	Accredited/All Clear	Accredited/All Clear	Accredited/Advised
<b>Allendale-Fairfax Middle</b>	Accredited/Probation	Accredited/All Clear	Accredited/Advised
<b>Allendale Fairfax High</b>	Accredited/Warned	Accredited/Probation	Monitored/Probation

# 2016 South Carolina College-and Career-Ready Assessments (SC READY) English Language Arts

The South Carolina College-and Career-Ready (SC READY) assessment was given to students in grades 3-8 in Spring 2016. Students were assessed in the subject areas of Reading, English, Mathematics and Writing.

<b>Standard</b>	<b>Allendale</b>	<b>South Carolina</b>
Exceeding Expectations	3.3%	14.3%
Meeting Expectations	12.5%	28.5%
Approaching Expectations	32.1%	34.8%
Does Not Meet Expectations	52.1%	22.5%

**84.2%**

# 2016 South Carolina College-and Career-Ready Assessments (SC READY) Math

<b>Standard</b>	<b>Allendale</b>	<b>South Carolina</b>
Exceeding Expectations	4.2%	18.0%
Meeting Expectations	16.4%	24.4%
Approaching Expectations	28.7%	33.2%
Does Not Meet Expectations	50.7%	24.4%

**79.4%**

# South Carolina Palmetto Assessment of State Standards (SCPASS) Science

The South Carolina Palmetto Assessment of State Standards (SCPASS) is a statewide assessment administered to students in grades four through eight. All students in these grade levels are required to take the SCPASS except those who qualify for the South Carolina Alternate Assessment. SCPASS includes tests in two subjects: science and social studies.

Standard	Allendale	South Carolina
Exemplary	2.9%	24.8%
Met	26.6%	41.5%
Not Met	70.3%	33.6%

**70.3%**

# South Carolina Palmetto Assessment of State Standards (SCPASS) Social Studies

Standard	Allendale	South Carolina
Exemplary	10.4%	34.2%
Met	26.6%	39.7%
Not Met	60%	26.1%

**60%**

# 2014-2016 Science and Social Studies Trend Data Allendale School District

The South Carolina Palmetto Assessment of State Standards (SC PASS) assessment was given to students in grades 3-8 in Spring of 2014, 2015, and 2016. Students were assessed in the subject areas of Science and Social Studies

The chart below represents the *percentage of students Not Meeting the state standard* in each subject for each assessment year.

Year	Science	Social Studies
2014	64.3	57.3
2015	75.1	62.1
2016	<b>70.3</b>	<b>60</b>

## 2014-2016 ELA & Math Trend Data Allendale School District

The South Carolina College-and Career-Ready (SC READY) assessment was given to students in grades 3-8 in Spring 2016. The ACT Aspire assessment was given to students in grades 3-8 in Spring 2015. The SC PASS assessment was given to students in grades 3-8 in Spring of 2014. Students were assessed in the subject areas of Reading, English, Mathematics and Writing.

The chart below represents the **percentage of students Not Meeting the state standard** in each subject for each assessment year.

Year	ELA	Math	Writing
2014	57.3	59.8	51.6
2015	59.9	79.2	88.0
2016	<b>81.3</b>	<b>82.2</b>	Incorporated in ELA

# Allendale Fairfax High School: Student Achievement Data At-A-Glance 2016

<b>4 Year Cohort Graduation Rate</b>	<b>Allendale Fairfax High School</b>	<b>South Carolina</b>
	80.5%	82.6%

<b>Average ACT Composite Score</b>	<b>Allendale Fairfax High School</b>	<b>South Carolina</b>
	13.2	18.2

<b>Percentage of Students scoring Silver or higher on WorkKeys in all three areas (Applied Mathematics, Reading for Information, Locating Information)</b>		
<b>Year</b>	<b>Allendale Fairfax High School</b>	<b>South Carolina</b>
2016	29.9	64.4

# Allendale Fairfax High School: Student Achievement Data At-A-Glance 2016

The End of Course Examination Program (EOCEP) is a statewide assessment program of end of course tests for gateway courses awarded units of credit in English/language arts, mathematics, science, and social studies. EOCEP examination scores count 20 percent in the calculation of the student's final grade in gateway courses. Defined gateway courses currently include the following courses: Algebra 1, Intermediate Algebra, Biology 1, English 1, and United States History and the Constitution.

<b>Percentage of students scoring 70% or higher on EOCEP assessments</b>		
	<b>Allendale Fairfax HS</b>	<b>South Carolina</b>
Algebra 1/Math for the Technologies 2	53.9%	82.4%
English 1	49.4%	78.9%
Biology 1	31.1%	75.9%
US History & The Constitution	40.0%	71.2%
All Subjects	43.9%	77.3%

## **Act 281- Required the identification of potentially underperforming schools and districts.**

District will be identified as underperforming if it meets two or more of the following criteria:

- A district 4-year graduation rate of less than 70%;
- A district where the mean of percentage of students in Grades 3-8 scoring “Does Not Meet Expectations” on SC Ready ELA or SC Ready Mathematics is greater than 50%;
- A district with less than 20% of eligible students scoring a Silver or better on WorkKeys;
- A district with less than 5% of students scoring 22 or higher on ACT in Reading or Mathematics;

**Act 281-** These transitional reports will inform schools and districts, the public, and the Department of Education of school and district general academic performance and assist in **identifying potentially underperforming schools and districts** and in targeting technical assistance support and interventions in the interim before ratings are issued.

<b>Criteria</b>	<b>Allendale County Schools</b>
A district 4-year graduation rate of less than 70%;	80.5%
A district where the mean of percentage of students in Grades 3-8 scoring “Does Not Meet Expectations” on SC Ready ELA or SC Ready Mathematics is greater than 50%;	ELA: 49.2%  Math: 51.4%
A district with less than 20% of eligible students scoring a Silver or better on WorkKeys	29.9%
A district with less than 5% of students scoring 22 or higher on ACT in Reading or Mathematics;	2.63 %

# Summary of District Diagnostic Review

- Curriculum and instruction are not aligned to standards
- Expectations for student learning are not rigorous
- Use of data to inform instruction is not routine
- Processes for professional development around student achievement are lacking
- System of governance and leadership (Board) fails to adhere to established policies and provide supportive conditions for school turn-around

# SCDE Support

- Funded 3 Transformation Coaches 100% of time in Allendale (Elementary, Middle, High)
- Conducted Four Diagnostic Reviews (3 schools + district)
- Provided each school with \$140,000 + 20.00 per pupil in technical assistance funds (\$437,420.00)
- Provided \$229,528 in funding for the New Tech initiative at Allendale-Fairfax High
- Included Allendale in the SREB grant as one of five districts receiving direct training & support on new Teacher Evaluation System