

Unlock your **PowerSchool** potential

SIS + Schoology LMS + Assessment + Analytics + Naviance CCLR

Professional Learning Library Training


South Carolina Office of
Educator Effectiveness and
Leadership Development

Last updated: 9-1-22

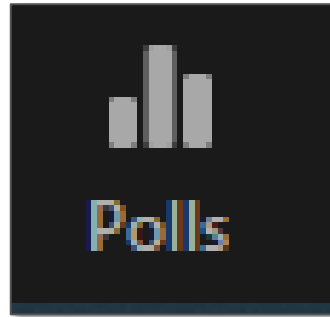


Zoom Communication Tools

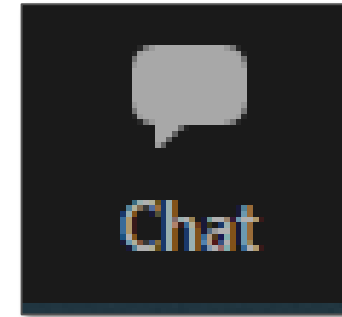
Q&A will be our primary method of communication today.



We may use a poll in this webinar. Please participate if/when you see one appear on your screen.



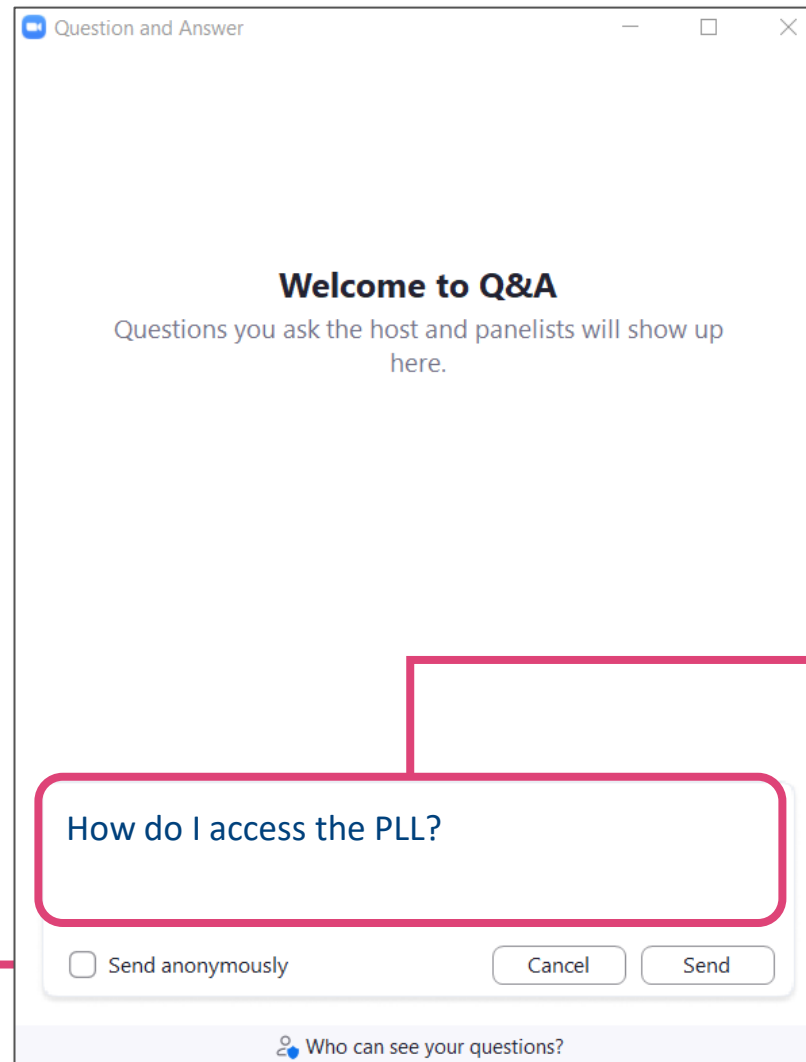
The chat will be disabled during the webinar today. Please use the Q&A instead.



Anatomy of the Zoom Q&A

Check the box to send anonymously, if desired.

Type your question in the box. Click Send when ready.



The screenshot shows the Zoom 'Question and Answer' window. At the top, it says 'Welcome to Q&A' and 'Questions you ask the host and panelists will show up here.' Below this is a text input field containing the question 'How do I access the PLL?'. To the left of the input field is a checkbox labeled 'Send anonymously', which is currently unchecked. To the right of the checkbox are two buttons: 'Cancel' and 'Send'. At the bottom of the window, there is a link icon and the text 'Who can see your questions?'. Two red lines with arrows point from the external text boxes to the 'Send anonymously' checkbox and the question input field, respectively.

Question and Answer

Welcome to Q&A

Questions you ask the host and panelists will show up here.

How do I access the PLL?

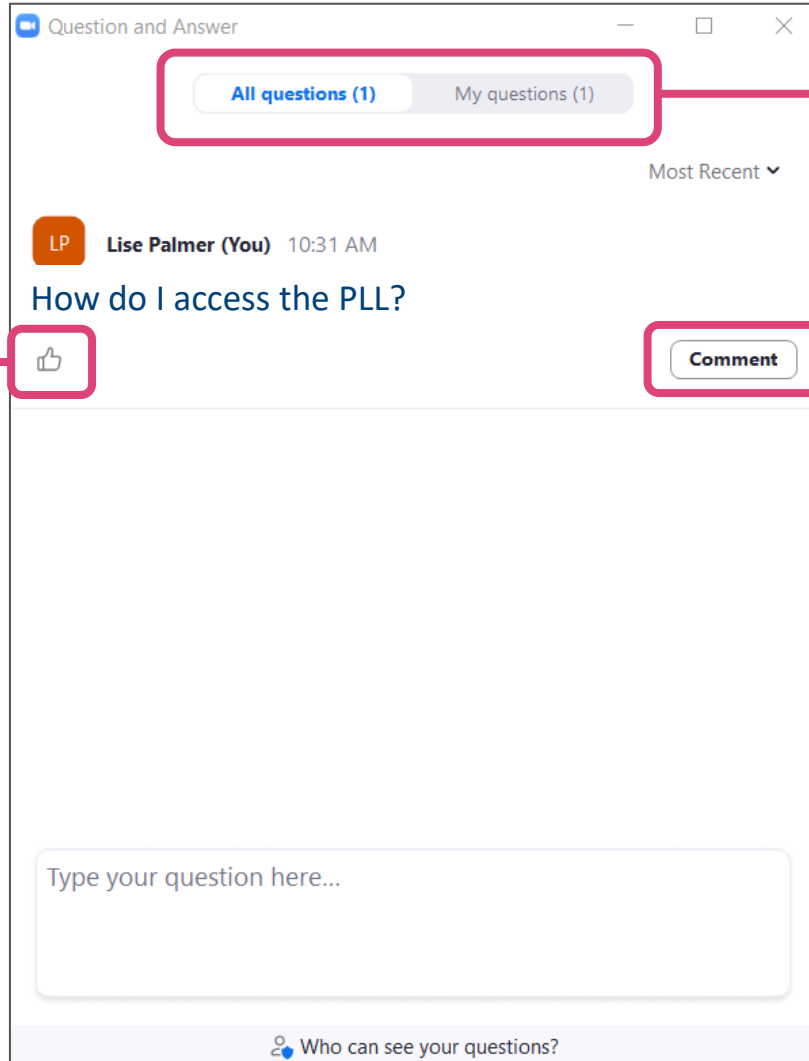
☐ Send anonymously

Cancel Send

Who can see your questions?

Review Submitted Questions

If you have the same question as another participant, upvote it!



The screenshot shows a web interface titled "Question and Answer". At the top, there are two tabs: "All questions (1)" and "My questions (1)". Below the tabs, a question is displayed by "Lise Palmer (You)" at "10:31 AM". The question text is "How do I access the PLL?". To the left of the question is an upvote icon (a thumbs up). To the right is a "Comment" button. Below the question is a large text input area with the placeholder "Type your question here...". At the bottom, there is a link that says "Who can see your questions?".

Click the tabs to move between Question types.

Comment on others' questions, if desired.

Agenda

1. Introductions
2. Office of Educator Effectiveness and Leadership Development
3. PLL Content Highlights
4. How it Works
5. Making Assignments in SCLead.org
6. Viewing Assignees
7. Robust Searching using PowerSchool Professional Learning
8. Getting Support
9. Additional Resources / FAQs



Introductions

Anne Reader

- The University of Michigan
 - BA in German
 - MA in Information Science
- 20 years teaching for the Ann Arbor Public Schools
 - Librarian (all levels)
 - Instructional Coach
 - Instructional Technology Consultant
 - Director of Instructional Technology



Anne Reader

Senior Strategic Solutions Consultant, PowerSchool

Deanna Maki

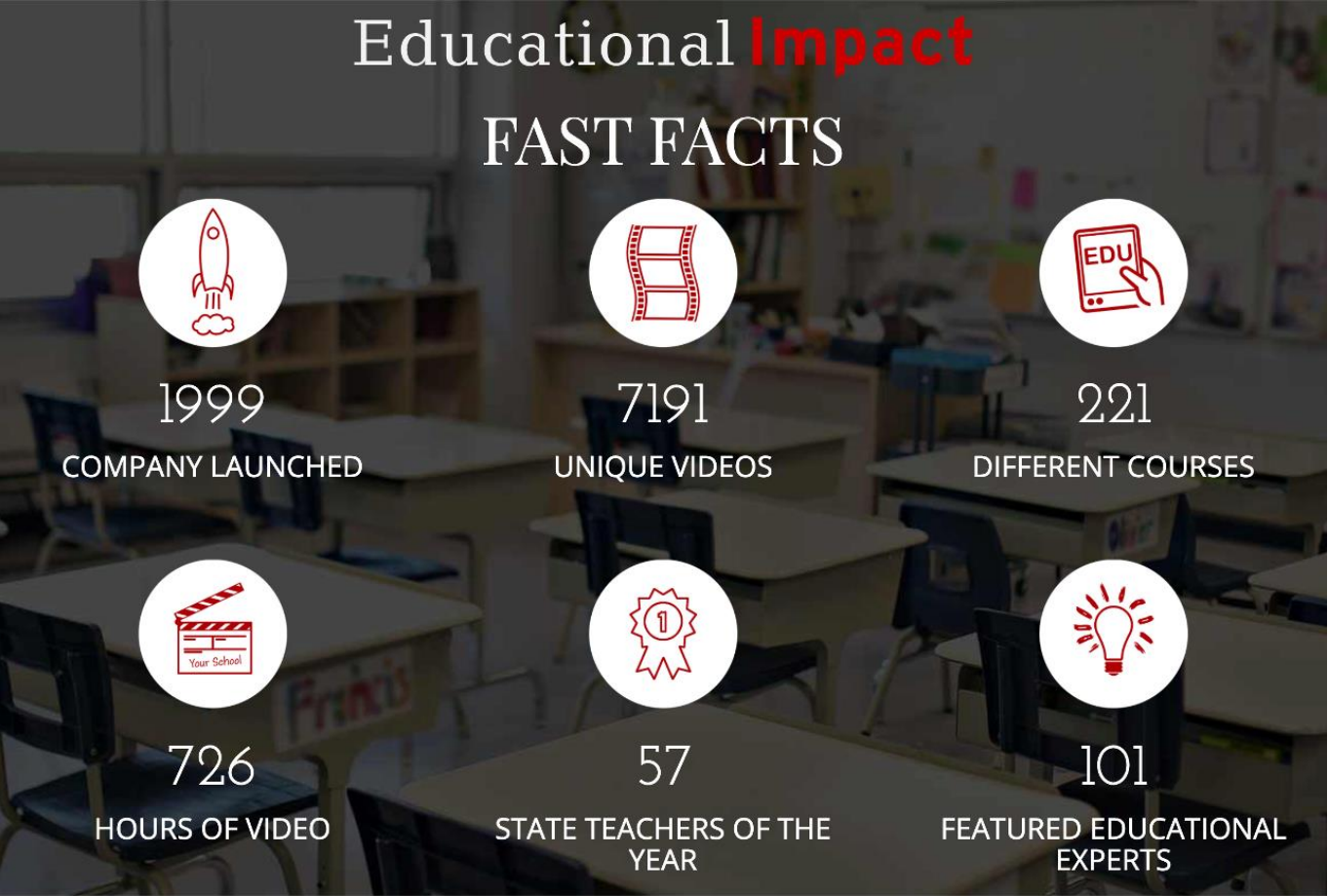
- Special Education Teacher
 - Education Consultant
 - Reading/Math Intervention
 - Simon Fraser University: Mental Health Study COVID-19
 - WGU,UPX,NDC,UH: College of Education Curriculum Alignment
 - Danielson Framework: eLearning Support Materials
 - Educational Impact: Instructional Design
- Author / Workshop Facilitator
 - *Classroom180: A Framework for Creating, Sustaining and Assessing the Trauma-Informed Classroom (Heather Forbes)*



Deanna Maki

President, Educational Impact

Content Provider



www.educationalimpact.com



Office of Educator Effectiveness and Leadership Development

Office of Educator Effectiveness and Leadership Development




SCDE Professional Learning Library Timeline

| May 2021 - September 2021 | October 2021 - February 2022 | March 2022 - June 2022 | July 2022 - August 2022 | 2022 - 2023 |
|--|-----------------------------------|---|---|--|
| Request for Proposal & Award Process | Design system & Review content | Pilot: Access to Professional Learning Content through PowerSchool. Training begins. | Professional Learning Library Available in SCLead. Training continues. | Professional Learning Library Available in Instruction Hub (October), SCLead, & through PowerSchool. |



PLL Content Highlights

What is the PLL?



Professional Learning Library

- Videos
- Video response
- Reflective writing
- Articles and blogs
- 3rd party links
- Discussion boards
- Self-assessment
- Multiple choice assessments
- Multimedia Learning Experience

PLL Content Highlights

Analysis



Custom



Changemakers

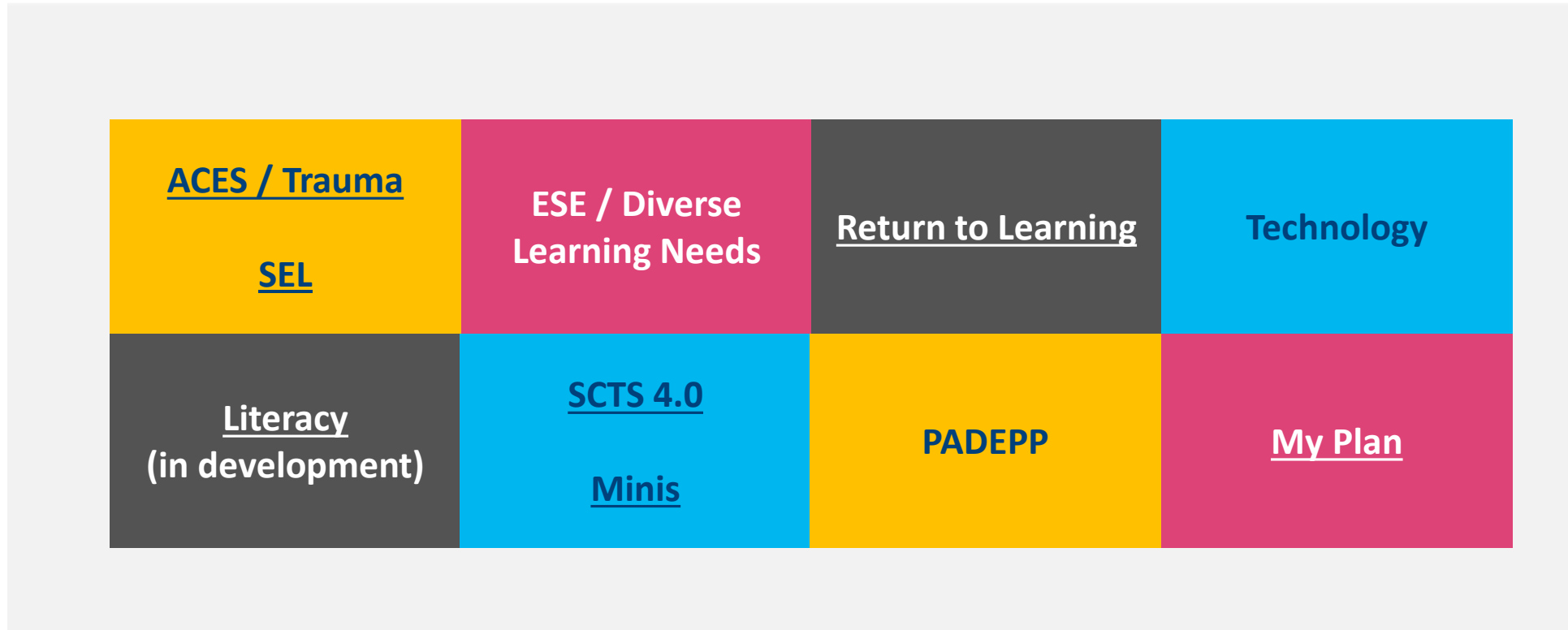


Don'ts



Can turn cc off/on

PLL Favorites



PLL Courses, Minis and Videos

Learner Dashboard Video Library Course Assignments My Plan

Current Course: SCTS-Respectful Culture*

If you are enrolled in a course, your assignments are listed below.

| COMPLETE | ASSIGNMENT TYPE | TITLE | EST. TIME min-sec | DUE DATE (If Applicable) | ARCHIVE |
|----------|--------------------|---|----------------------|-----------------------------|--------------------------|
| | Reading | How To Complete Your Assignments | 00:00 | | <input type="checkbox"/> |
| | Overview | Your Course Assignments | | | <input type="checkbox"/> |
| | Instructor Journal | Self-Assessment - Respectful Culture | 10:00 | | <input type="checkbox"/> |
| | Overview | UNIT 1: Building Relationships to Promote a Respectful Culture | | | <input type="checkbox"/> |
| | Reading | How To Create a Positive Classroom Climate | 10:00 | | <input type="checkbox"/> |
| | General | 10 Steps to Building a Positive Learning Environment | 10:00 | | <input type="checkbox"/> |
| | Discussion Board | Every Opportunity to Connect | 10:00 | | <input type="checkbox"/> |
| | Instructor Journal | Windows and Mirrors | 10:00 | | <input type="checkbox"/> |
| | Discussion Board | Building Student-Student Connections | 10:00 | | <input type="checkbox"/> |
| | Overview | UNIT 2: Classroom Examples of Respectful Cultures | | | <input type="checkbox"/> |
| | Discussion Board | Watch and Respond: Ms. Hassa teachers about fair and inclusive behavior | 10:00 | | <input type="checkbox"/> |
| | Discussion Board | Watch and Respond: Mr. Hille builds trust and respect | 15:00 | | <input type="checkbox"/> |

Full Courses (2+ hours)

- Videos
- Articles
- Discussion Boards and Reflections
- 3rd party links
- Assessment
- SCTS courses include rubric and indicators

Learner Dashboard Video Library Course Assignments My Plan

Current Course: Mini Course - Academic Feedback

If you are enrolled in a course, your assignments are listed below.

| COMPLETE | ASSIGNMENT TYPE | TITLE | EST. TIME min-sec | DUE DATE (If Applicable) | ARCHIVE |
|----------|------------------|--|----------------------|-----------------------------|--------------------------|
| | Overview | INTRODUCTION | | | <input type="checkbox"/> |
| | EI Video Clip | Assessing students by talking to them (Danielson Component 3d) | 02:38 | | <input type="checkbox"/> |
| | EI Video Clip | Giving feedback to individuals and groups (Stronge Standard 5.8) | 01:56 | | <input type="checkbox"/> |
| | EI Video Clip | Assessing individual understanding (Danielson Component 3d) | 02:35 | | <input type="checkbox"/> |
| | Discussion Board | Debrief | 05:00 | | <input type="checkbox"/> |
| | Writing | Apply | 05:00 | | <input type="checkbox"/> |
| | Reading | SURVEY | 00:00 | | <input type="checkbox"/> |

[View All Assignments](#)

Mini Courses (< 1 hour)

- Curated Video list
- 1 Discussion Board
- 1 Reflection

Learner Dashboard Video Library Course Assignments My Plan

Current Course: My Plan - Build your Own Video Playlist (SC)

If you are enrolled in a course, your assignments are listed below.

| COMPLETE | ASSIGNMENT TYPE | TITLE | EST. TIME min-sec | DUE DATE (If Applicable) | ARCHIVE |
|----------|------------------|------------------------|----------------------|-----------------------------|--------------------------|
| | Reading | 1. Click here to start | 00:00 | | <input type="checkbox"/> |
| | Discussion Board | 2. Summary | 10:00 | | <input type="checkbox"/> |

[View All Assignments](#)

My Plan

- Build your own video playlist
- Search for videos by topic, SCTS standard or PADEPP standard



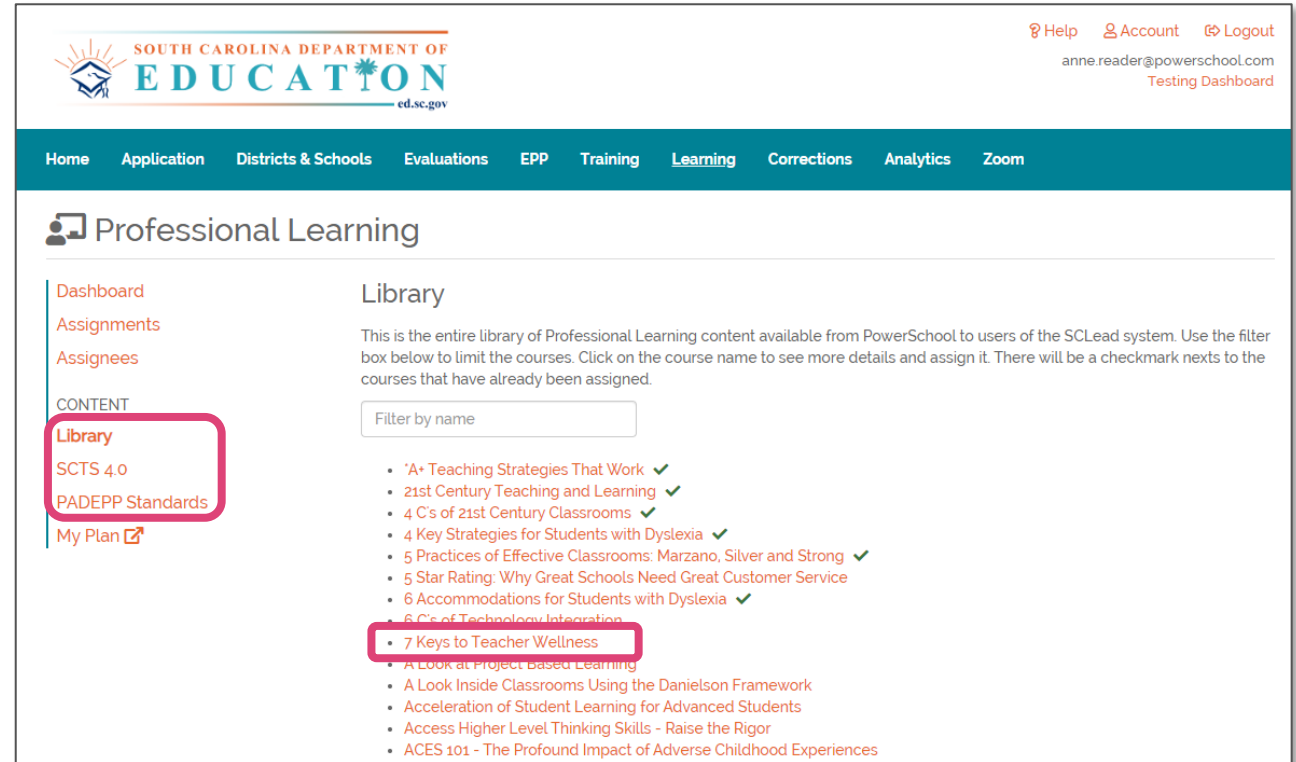
How it Works

The Integration



1) Start in SC Lead

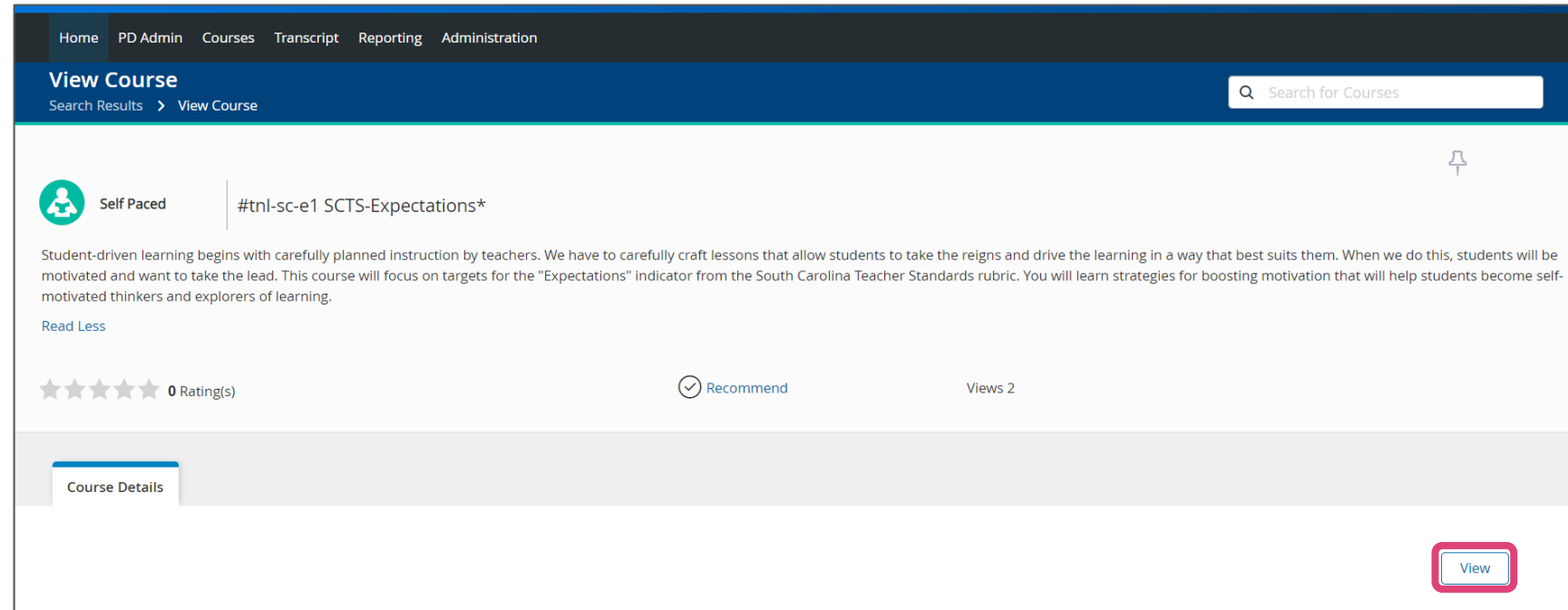
- Click **Library**, **SCTS 4.0** or **PADEPP Standards**
- The PLL courses are listed alphabetically, or by standard
- Click the **Course Title** to view
- Courses may be assigned or open to self-registration



The screenshot shows the SCLead Professional Learning Library interface. At the top, the South Carolina Department of Education logo is visible, along with user information: Help, Account, Logout, and email address anne.reader@powerschool.com. A navigation bar includes links for Home, Application, Districts & Schools, Evaluations, EPP, Training, Learning (highlighted), Corrections, Analytics, and Zoom. The main heading is 'Professional Learning'. On the left, a sidebar lists 'Dashboard', 'Assignments', 'Assignees', and 'CONTENT'. Under 'CONTENT', 'Library' is highlighted with a red box, followed by 'SCTS 4.0', 'PADEPP Standards', and 'My Plan'. The main content area is titled 'Library' and contains a description: 'This is the entire library of Professional Learning content available from PowerSchool to users of the SCLead system. Use the filter box below to limit the courses. Click on the course name to see more details and assign it. There will be a checkmark next to the courses that have already been assigned.' Below this is a 'Filter by name' input field. A list of courses follows, with '7 Keys to Teacher Wellness' highlighted by a red box. Other courses include 'A+ Teaching Strategies That Work', '21st Century Teaching and Learning', '4 C's of 21st Century Classrooms', '4 Key Strategies for Students with Dyslexia', '5 Practices of Effective Classrooms: Marzano, Silver and Strong', '5 Star Rating: Why Great Schools Need Great Customer Service', '6 Accommodations for Students with Dyslexia', '6 C's of Technology Integration', 'A Look at Project Based Learning', 'A Look Inside Classrooms Using the Danielson Framework', 'Acceleration of Student Learning for Advanced Students', 'Access Higher Level Thinking Skills - Raise the Rigor', and 'ACES 101 - The Profound Impact of Adverse Childhood Experiences'.

2) Register in Professional Learning

- Read course description
- Click **View** to launch the Ed Impact PLL course content in a new tab or browser window



3) Access Content in Ed Impact

- You will be taken to Educational Impact's Learner Dashboard where you will see your course title and list of assignments
- Move through each content item at your own pace
- Complete in one sitting or resume later
- Use the Course Assignments tab to navigate back to your list of assignments at any point

Educational Impact

Learner Dashboard Video Library Course Assignments My Plan

Current Course: 5 Star Rating: Why Great Schools Need Great Customer Service

If you are enrolled in a course, your assignments are listed below.

| COMPLETE | ASSIGNMENT TYPE | TITLE | EST. TIME min:sec | DUE DATE (If Applicable) | ARCHIVE |
|----------|--------------------|---|----------------------|-----------------------------|--------------------------|
| | Overview | Your Course Assignments | | | <input type="checkbox"/> |
| | Overview | What is Exceptional Customer Service? | | | <input type="checkbox"/> |
| | Discussion Board | Customer Service in Education | 05:00 | | <input type="checkbox"/> |
| | General | 5 Reasons Schools Should Adopt a Customer Mindset | 10:00 | | <input type="checkbox"/> |
| | Overview | Communicating with Tact and Professionalism | | | <input type="checkbox"/> |
| | Instructor Journal | Communication- Your Strengths and Weaknesses | 05:00 | | <input type="checkbox"/> |
| | Discussion Board | Rich Ognibene- Importance of Personal Connections | 10:00 | | <input type="checkbox"/> |
| | Instructor Journal | Heather Forbes- Using Positive Language | 10:00 | | <input type="checkbox"/> |


4) Complete Course Assignments in Ed Impact

- Work through all the content within Educational Impact
- Once finished, the course completion information will travel back to Professional Learning and appear on the user transcript
- Course completions will also travel back to SCLead.org

| Current Course: SCTS-Problem Solving (Elementary)* | | | | | |
|---|---------------------|---|----------------------|-----------------------------|--------------------------|
| If you are enrolled in a course, your assignments are listed below. | | | | | |
| COMPLETE | ASSIGNMENT TYPE | TITLE | EST. TIME min:sec | DUE DATE (If Applicable) | ARCHIVE |
| ✓ | Reading | How to Complete Your Assignments | 00:00 | | <input type="checkbox"/> |
| ✓ | Overview | Your Course Assignments | | | <input type="checkbox"/> |
| ✓ | Instructor Journal | Self-Assessment: Problem Solving | 05:00 | | <input type="checkbox"/> |
| ✓ | Overview | UNIT 1: Why Do We Teach Problem Solving Skills? | | | <input type="checkbox"/> |
| ✓ | Discussion Board | Developing Problem Solving Skills for Kids | 10:00 | | <input type="checkbox"/> |
| ✓ | Instructor Journal | Critical Thinking and Problem Solving | 10:00 | | <input type="checkbox"/> |
| ✓ | Discussion Board | STEM Interdisciplinary Lessons to Encourage Problem-Solving | 10:00 | | <input type="checkbox"/> |
| ✓ | Overview | UNIT 2: Problem Solving in Action - Classroom Examples | | | <input type="checkbox"/> |
| ✓ | EI Video Assignment | Mr. Brosious: STEAM Lesson | 13:01 | | <input type="checkbox"/> |
| ✓ | EI Video Assignment | Ms. Tuttle: Puzzles for Problem Solving | 05:45 | | <input type="checkbox"/> |
| ✓ | EI Video Assignment | Ms. Siebert: Problem Solving and Conflict Resolution | 16:41 | | <input type="checkbox"/> |
| ✓ | EI Video Assignment | Ms. Bautista: Multiplication | 09:48 | | <input type="checkbox"/> |
| ✓ | Discussion Board | Debrief | 05:00 | | <input type="checkbox"/> |
| ✓ | Instructor Journal | Summary | 10:00 | | <input type="checkbox"/> |
| ✓ | EI Assessment | Elementary | 20:00 | | <input type="checkbox"/> |
| ✓ | Reading | Rate this course | 00:00 | | <input type="checkbox"/> |

5) Earn a Certificate in Professional Learning

- Professional Learning autogenerated a course certificate for those courses earning **SCDE Renewal Credits**:
 - SCTS Courses
 - PADEPP Courses
- Certificates are linked within the user transcript



6) Keep Track of Credits in Professional Learning



- Click the **Transcript** tab to view all course completions
- Courses earn **SCDE Renewal Credits** or **Professional Learning Hours**

Home Courses **Transcript**

All SCDE Renewal Credits Professional Learning Hours


| # | Course # | Section # | Course Title | Start Date | End Date | Completion Date | Course Certificate | Registration Status | Survey | Credit Hours |
|----|------------|-----------|------------------------------------|------------|------------|-----------------|--------------------|---------------------|-----------------------------|-----------------------------------|
| 1. | tnl-sc-i12 | 10570 | SCTS-Problem Solving (Elementary)* | 03/22/2022 | 03/22/2022 | 03/22/2022 | 33388625 | Completed | Take Survey | 2.5 Hours SCDE Renewal Credits |

Total:

| | | |
|-----|-------|-----------------------------|
| . | Hours | |
| 2.5 | | SCDE Renewal Credits |
| | | Professional Learning Hours |



SCLead.org



SCLead.org Access

- Users with accounts in SCLead.org will access the PLL seamlessly through the Learning tab



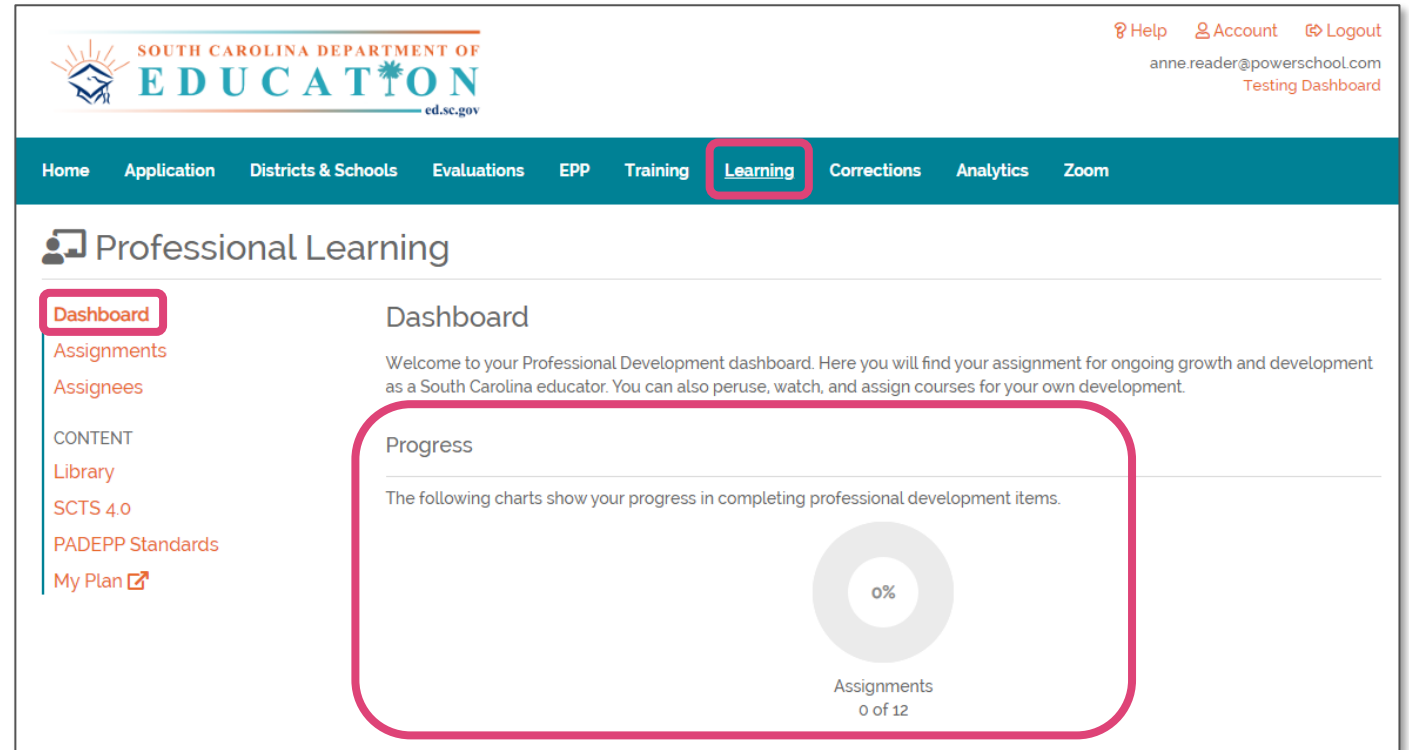
Professional Learning



Ed Impact PLL

SCLead.org Dashboard

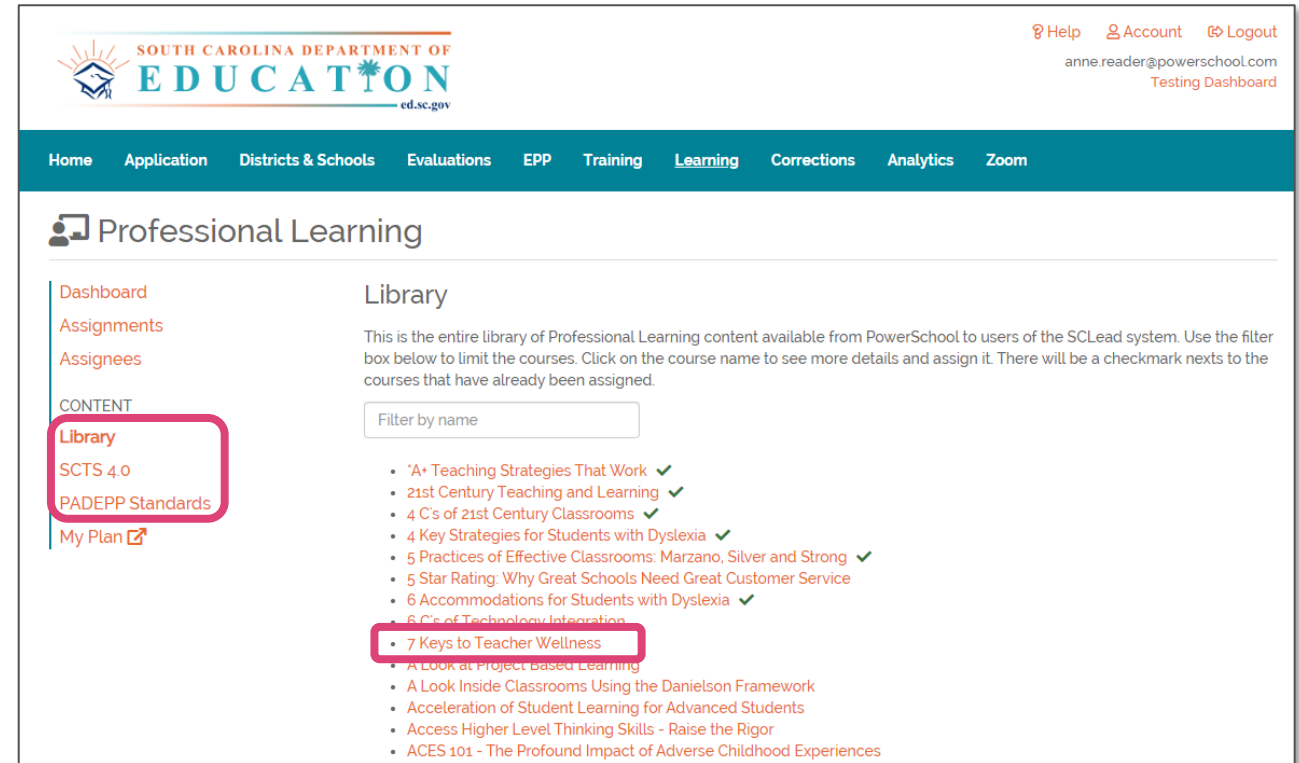
- Login to SCLead.org
- Click the **Learning** tab
- View assignment progress on the **Dashboard**



The screenshot shows the SCLead.org Professional Learning Dashboard. At the top, the South Carolina Department of Education logo is visible, along with user information: 'anne.reader@powerschool.com' and 'Testing Dashboard'. A navigation bar includes links for Home, Application, Districts & Schools, Evaluations, EPP, Training, **Learning** (highlighted with a red box), Corrections, Analytics, and Zoom. Below the navigation bar, the 'Professional Learning' section is displayed. On the left, a sidebar menu lists 'Dashboard' (highlighted with a red box), 'Assignments', 'Assignees', 'CONTENT', 'Library', 'SCTS 4.0', 'PADEPP Standards', and 'My Plan' with an external link icon. The main content area is titled 'Dashboard' and contains a welcome message. Below this, a 'Progress' section is highlighted with a red rounded rectangle, showing a donut chart at 0% completion for 'Assignments 0 of 12'.

Accessing the PLL

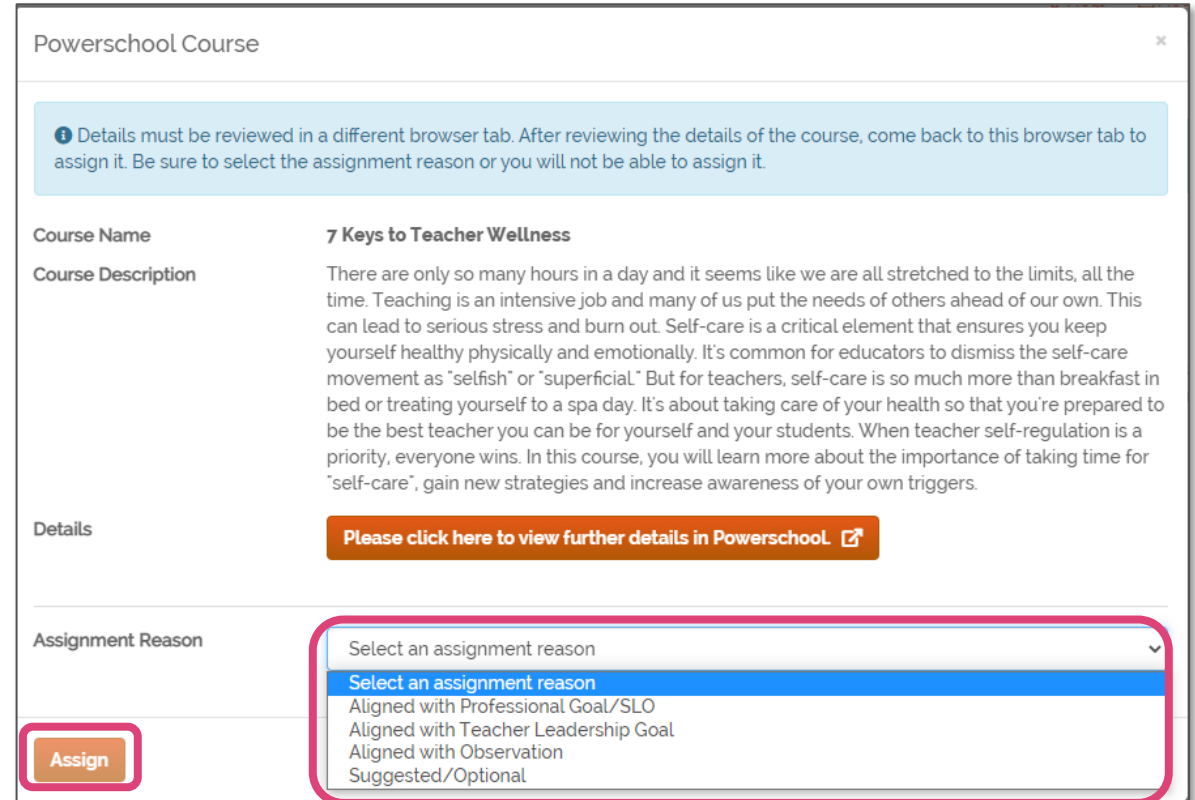
- Click **Library**, **SCTS 4.0** or **PADEPP Standards**
- The PLL courses are listed alphabetically, or by standard
- Click the **Course Title** to view



The screenshot shows the 'Professional Learning' page of the South Carolina Department of Education. The header includes the department's logo and navigation links like 'Home', 'Application', 'Districts & Schools', etc. The 'Library' section is highlighted in the left sidebar. The main content area lists various professional learning courses, with '7 Keys to Teacher Wellness' highlighted in a red box. The list includes titles like 'A+ Teaching Strategies That Work', '21st Century Teaching and Learning', and 'ACES 101 - The Profound Impact of Adverse Childhood Experiences'.

Assign Courses

- Choose an **Assignment Reason** from the drop-down
- Click **Assign**



The screenshot shows a web browser window titled "Powerschool Course". At the top, a light blue banner contains a message: "Details must be reviewed in a different browser tab. After reviewing the details of the course, come back to this browser tab to assign it. Be sure to select the assignment reason or you will not be able to assign it." Below this, the course details are displayed in a two-column format. The left column has labels for "Course Name", "Course Description", "Details", and "Assignment Reason". The right column contains the course content. The "Assignment Reason" section features a dropdown menu with the following options: "Select an assignment reason", "Aligned with Professional Goal/SLO", "Aligned with Teacher Leadership Goal", "Aligned with Observation", and "Suggested/Optional". The first option is currently selected. At the bottom left of the form is an orange "Assign" button. At the bottom right of the dropdown menu is a link that says "Please click here to view further details in Powerschool." with an external link icon.

Powerschool Course

Details must be reviewed in a different browser tab. After reviewing the details of the course, come back to this browser tab to assign it. Be sure to select the assignment reason or you will not be able to assign it.

Course Name: **7 Keys to Teacher Wellness**

Course Description: There are only so many hours in a day and it seems like we are all stretched to the limits, all the time. Teaching is an intensive job and many of us put the needs of others ahead of our own. This can lead to serious stress and burn out. Self-care is a critical element that ensures you keep yourself healthy physically and emotionally. It's common for educators to dismiss the self-care movement as "selfish" or "superficial." But for teachers, self-care is so much more than breakfast in bed or treating yourself to a spa day. It's about taking care of your health so that you're prepared to be the best teacher you can be for yourself and your students. When teacher self-regulation is a priority, everyone wins. In this course, you will learn more about the importance of taking time for "self-care", gain new strategies and increase awareness of your own triggers.

Details: [Please click here to view further details in Powerschool.](#)

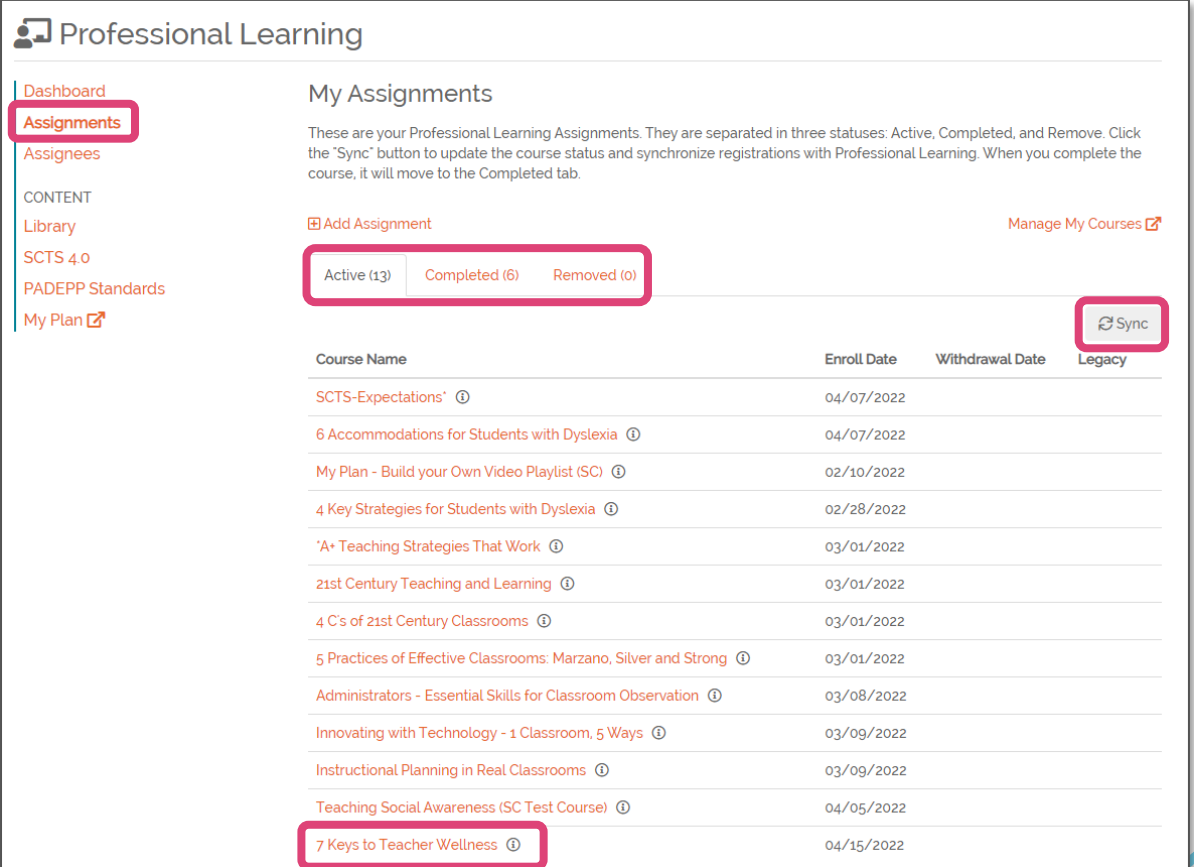
Assignment Reason: **Select an assignment reason**

- Select an assignment reason
- Aligned with Professional Goal/SLO
- Aligned with Teacher Leadership Goal
- Aligned with Observation
- Suggested/Optional

Assign

SCLead.org Assignments

- Click **Assignments** to view current courses
- Click the **Active**, **Completed** or **Removed** tabs
- Click **Sync** to connect to PowerSchool completion data
- Hover over the “i” to view the Assignment Reason code
- Click the **Course Title** to launch Professional Learning



Professional Learning

My Assignments

These are your Professional Learning Assignments. They are separated in three statuses: Active, Completed, and Remove. Click the "Sync" button to update the course status and synchronize registrations with Professional Learning. When you complete the course, it will move to the Completed tab.

Dashboard
Assignments
Assignees

CONTENT
Library
SCTS 4.0
PADEPP Standards
My Plan

Add Assignment [Manage My Courses](#)

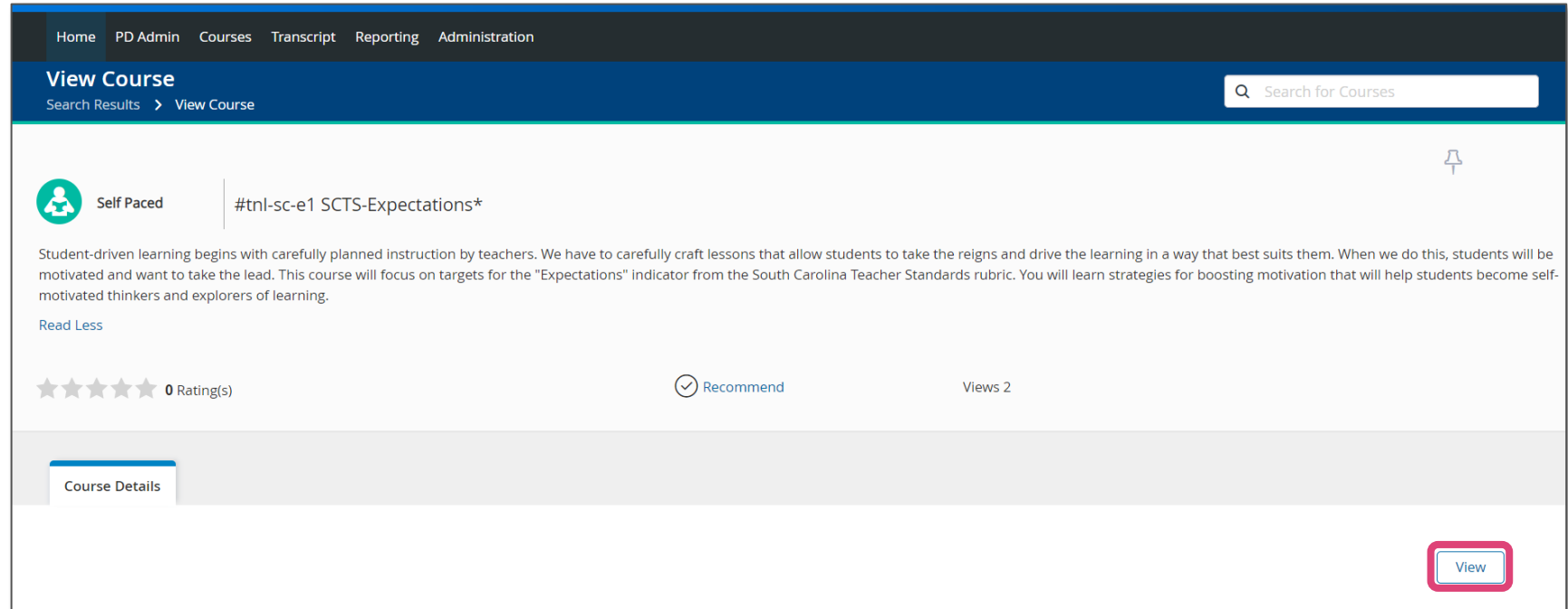
Active (13) Completed (6) Removed (0)

Sync

| Course Name | Enroll Date | Withdrawal Date | Legacy |
|---|-------------|-----------------|--------|
| SCTS-Expectations' ⓘ | 04/07/2022 | | |
| 6 Accommodations for Students with Dyslexia ⓘ | 04/07/2022 | | |
| My Plan - Build your Own Video Playlist (SC) ⓘ | 02/10/2022 | | |
| 4 Key Strategies for Students with Dyslexia ⓘ | 02/28/2022 | | |
| 'A+ Teaching Strategies That Work ⓘ | 03/01/2022 | | |
| 21st Century Teaching and Learning ⓘ | 03/01/2022 | | |
| 4 C's of 21st Century Classrooms ⓘ | 03/01/2022 | | |
| 5 Practices of Effective Classrooms: Marzano, Silver and Strong ⓘ | 03/01/2022 | | |
| Administrators - Essential Skills for Classroom Observation ⓘ | 03/08/2022 | | |
| Innovating with Technology - 1 Classroom, 5 Ways ⓘ | 03/09/2022 | | |
| Instructional Planning in Real Classrooms ⓘ | 03/09/2022 | | |
| Teaching Social Awareness (SC Test Course) ⓘ | 04/05/2022 | | |
| 7 Keys to Teacher Wellness ⓘ | 04/15/2022 | | |

Professional Learning Course Details

- Click **View** to launch the Ed Impact PLL course content in a new tab or browser window



The screenshot shows the 'View Course' page in the PowerSchool system. The top navigation bar includes links for Home, PD Admin, Courses, Transcript, Reporting, and Administration. Below this, the 'View Course' header is displayed with a search bar on the right. The course title is '#tnl-sc-e1 SCTS-Expectations*'. The course is marked as 'Self Paced'. A description follows: 'Student-driven learning begins with carefully planned instruction by teachers. We have to carefully craft lessons that allow students to take the reigns and drive the learning in a way that best suits them. When we do this, students will be motivated and want to take the lead. This course will focus on targets for the "Expectations" Indicator from the South Carolina Teacher Standards rubric. You will learn strategies for boosting motivation that will help students become self-motivated thinkers and explorers of learning.' Below the description is a 'Read Less' link. The course has a rating of 0 stars and 0 ratings. There is a 'Recommend' button with a checkmark icon and 'Views 2' text. At the bottom right, there is a 'View' button highlighted with a red box.

Course Details



Ed Impact PLL

- Work through course content at your own pace

Educational ImpactHelp | Log Out

Learner Dashboard | Video Library | Course Assignments | My Plan

Search

Current Course: Administrators - Essential Skills for Classroom Observation
If you are enrolled in a course, your assignments are listed below.

| COMPLETE | ASSIGNMENT TYPE | TITLE | EST. TIME min:sec | DUE DATE (If Applicable) | ARCHIVE |
|----------|---------------------|---|----------------------|-----------------------------|--------------------------|
| | Reading | How to complete your assignments | 5:00 | | <input type="checkbox"/> |
| | Overview | YOUR COURSE ASSIGNMENTS | | | <input type="checkbox"/> |
| | Discussion Board | Which components are central to good teaching? | 30:00 | | <input type="checkbox"/> |
| | Overview | UNIT 1: CENTRAL IDEAS AND SKILLS | | | <input type="checkbox"/> |
| | Instructor Journal | Fun: Top 10 Signs Your School is too Focused on the State Test! | 5:00 | | <input type="checkbox"/> |
| | EI Video Assignment | The Impact of Quality Teachers by Robert Marzano | 16:45 | | <input type="checkbox"/> |
| | EI Video Assignment | Introducing Charlotte Danielson | 26:15 | | <input type="checkbox"/> |
| | EI Video Assignment | Are you gathering evidence? | 49:37 | | <input type="checkbox"/> |
| | Overview | UNIT 2: PRACTICE | | | <input type="checkbox"/> |
| | EI Video Assignment | Observe Ms Hatch's lesson and gather evidence | 52:18 | | <input type="checkbox"/> |
| | Instructor Journal | Reflection | 20:00 | | <input type="checkbox"/> |
| | General | Determine levels of performance | 60:00 | | <input type="checkbox"/> |
| | Discussion Board | Do you agree with Charlotte's analysis of Ms Hatch's lesson? | 45:00 | | <input type="checkbox"/> |


Progress
Track your PD hours. Monitor Courses completed and Programs watched.

Getting Started
Get up to speed on the new platform by watching this 10 minute tutorial.

Help
Additional assistance for participants. [Learn More >](#)

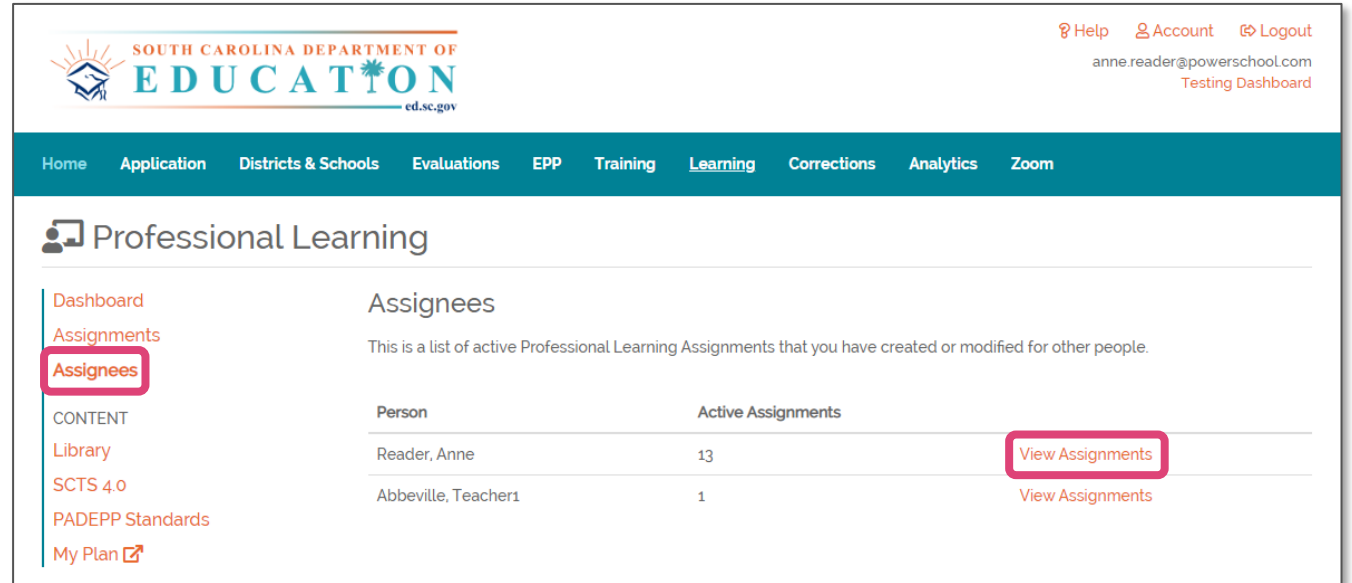


Viewing Assignees



View Assignees

- Click **Assignees**
- Click **View Assignments** to see what courses the user has in progress

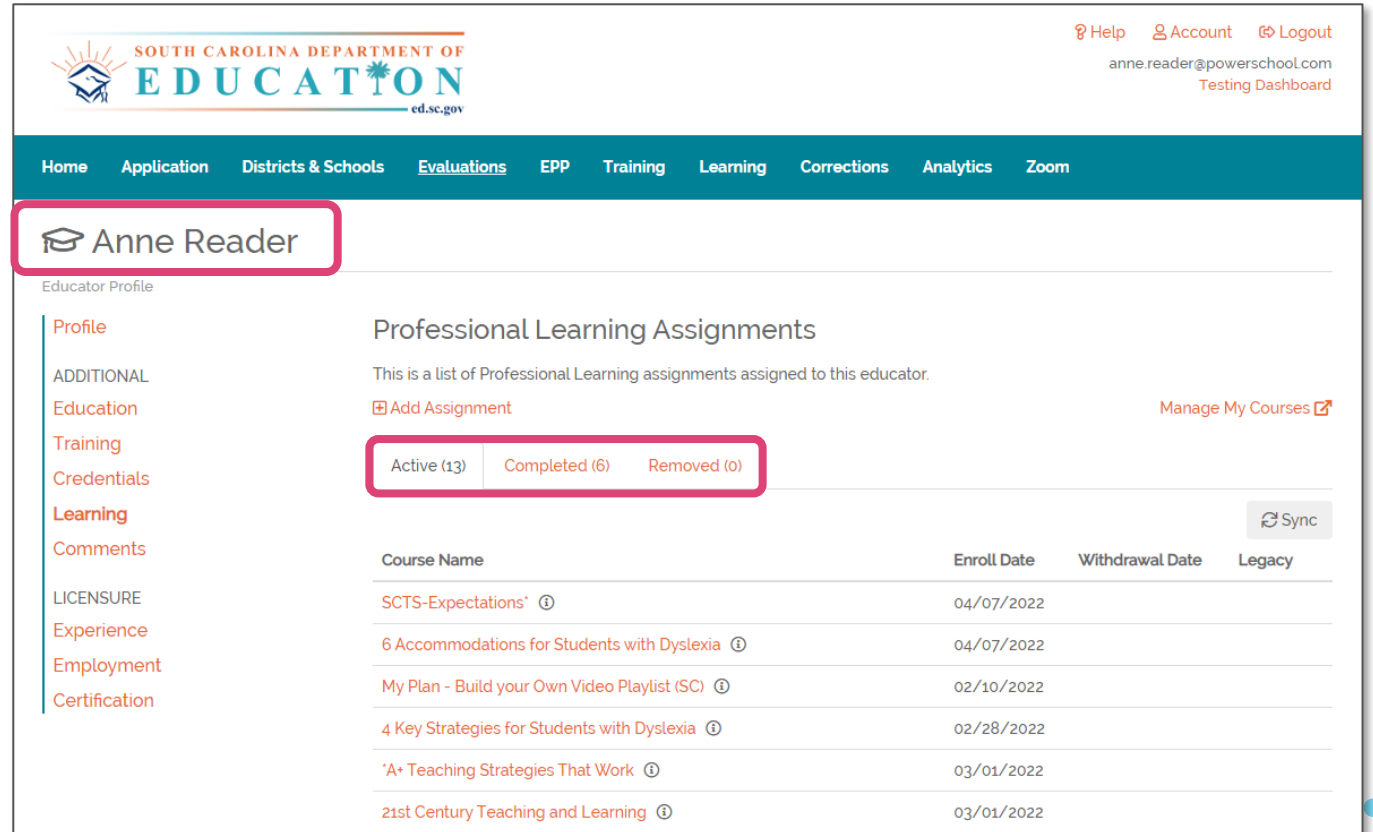


The screenshot shows the 'Professional Learning' section of the South Carolina Department of Education's website. The 'Assignees' tab is selected in the left sidebar. The main content area displays a table of active Professional Learning Assignments. The table has three columns: 'Person', 'Active Assignments', and a 'View Assignments' button. Two entries are listed: 'Reader, Anne' with 13 active assignments and 'Abbeville, Teacher1' with 1 active assignment. The 'View Assignments' button for 'Reader, Anne' is highlighted with a red box.

| Person | Active Assignments | |
|---------------------|--------------------|----------------------------------|
| Reader, Anne | 13 | View Assignments |
| Abbeville, Teacher1 | 1 | View Assignments |

Assignee's Course Progress

- Move through the Active, Completed and Removed tabs to view the Assignee's course progress

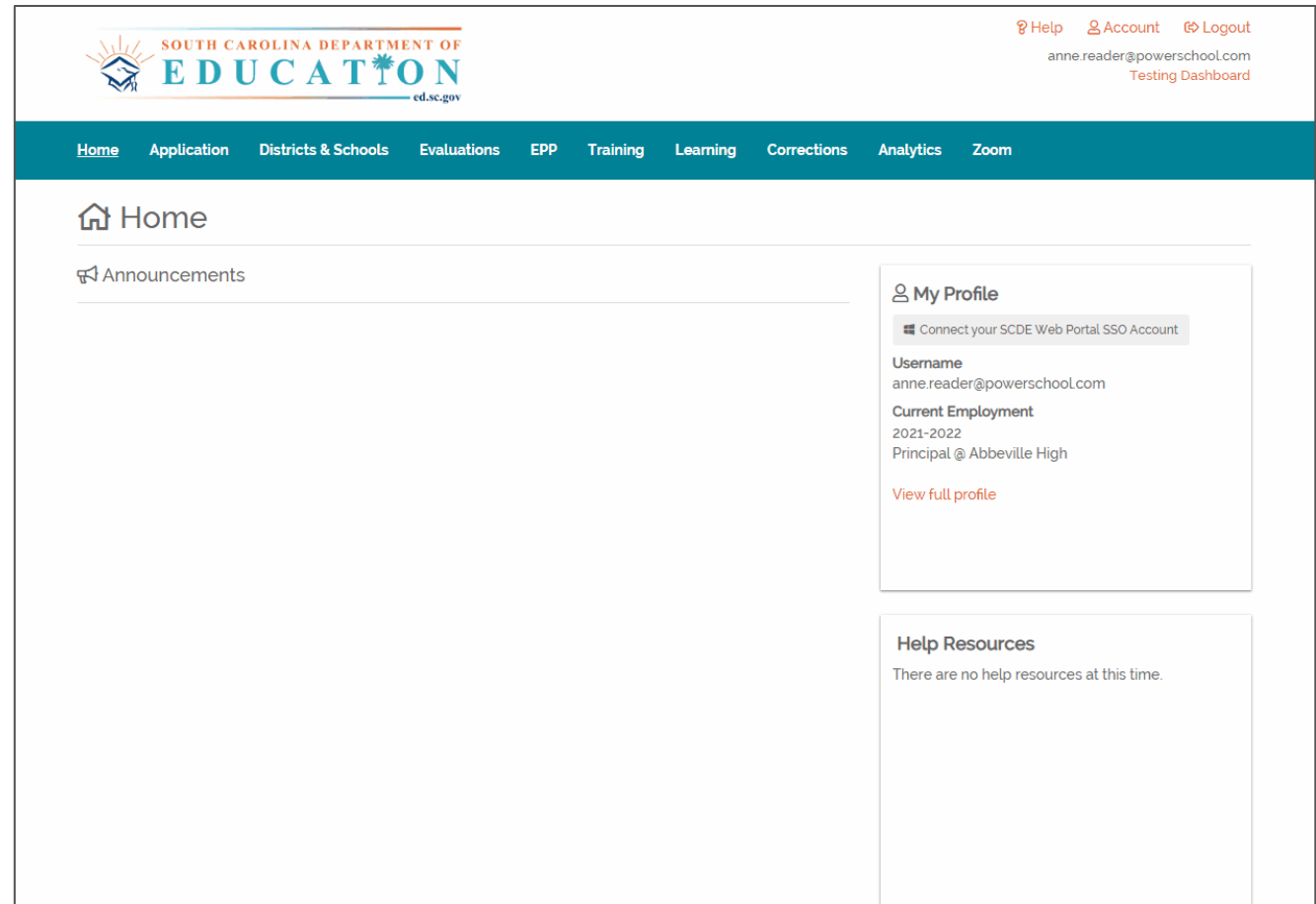


The screenshot shows the SCDE website interface. The top navigation bar includes links for Home, Application, Districts & Schools, Evaluations, EPP, Training, Learning, Corrections, Analytics, and Zoom. The user profile for Anne Reader is displayed, with a red box highlighting the 'Anne Reader' name. The 'Professional Learning Assignments' section shows a list of assignments with columns for Course Name, Enroll Date, Withdrawal Date, and Legacy. The 'Active (13)' tab is selected, and a red box highlights the 'Active (13)' tab. The table lists several assignments, including 'SCTS-Expectations*', '6 Accommodations for Students with Dyslexia', 'My Plan - Build your Own Video Playlist (SC)', '4 Key Strategies for Students with Dyslexia', 'A+ Teaching Strategies That Work', and '21st Century Teaching and Learning'.

| Course Name | Enroll Date | Withdrawal Date | Legacy |
|--|-------------|-----------------|--------|
| SCTS-Expectations* | 04/07/2022 | | |
| 6 Accommodations for Students with Dyslexia | 04/07/2022 | | |
| My Plan - Build your Own Video Playlist (SC) | 02/10/2022 | | |
| 4 Key Strategies for Students with Dyslexia | 02/28/2022 | | |
| A+ Teaching Strategies That Work | 03/01/2022 | | |
| 21st Century Teaching and Learning | 03/01/2022 | | |

Post-Observation Assignment

- Assign PLL content through the **Post-Conference** form





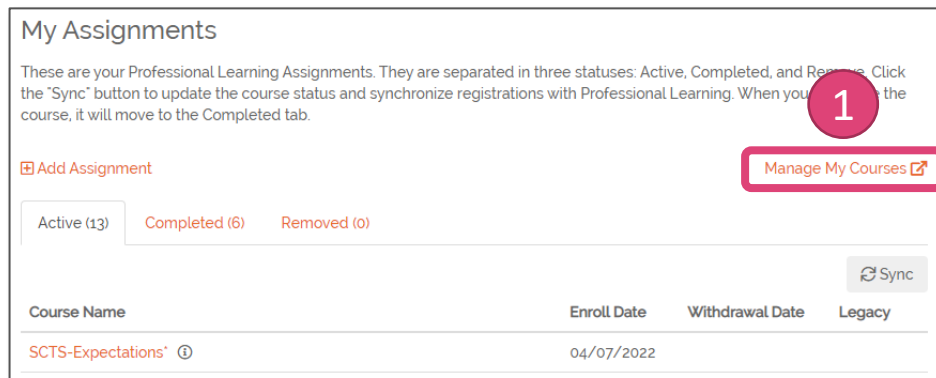
Robust Searching using PowerSchool Professional Learning

Additional Features

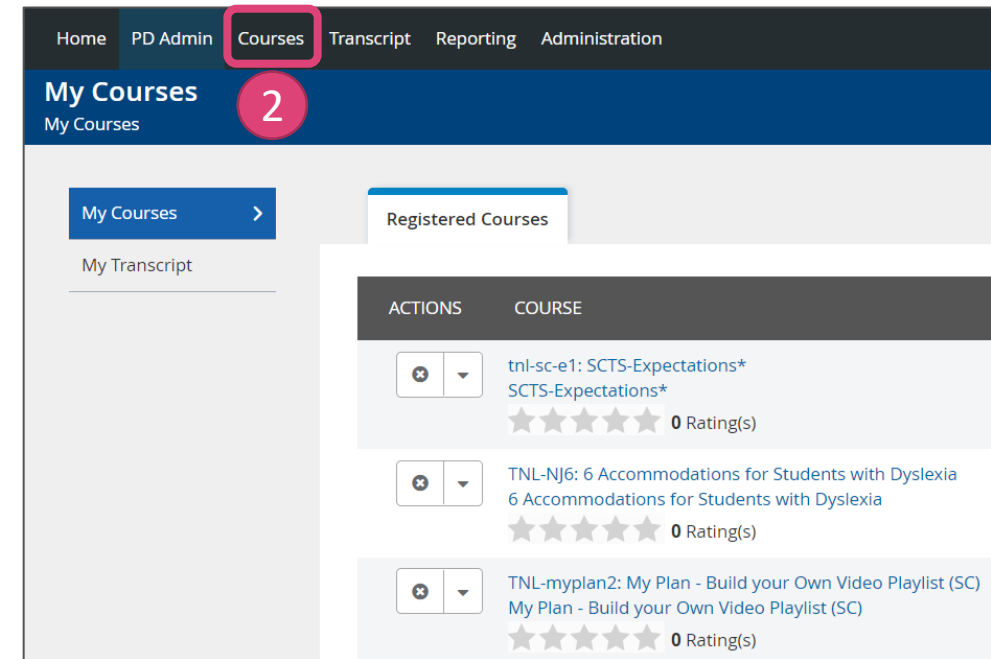
- Search courses by keyword, advanced, catalog browse, tag or rating
- Pin courses to Favorites List
- Resume courses
- Withdraw from courses
- Complete course surveys
- Rate courses
- View transcript
- View certificates

Search for Courses Using Filters

- 1 In SCLead.org click **Manage My Courses** to open Professional Learning



- 2 In Professional Learning, click the **Courses** tab





Course Search

- 1 Keyword Search
- 2 Advanced Search
- 3 Show All to browse the catalog
- 4 Filter by Course Tag

The screenshot shows the 'Courses' tab selected in the top navigation bar. Below the navigation bar, the 'Course Search' section contains a search input field (callout 1), a 'Search' button, and an information icon. Below the search field are two links: 'Advanced Search' (callout 2) and 'Show All' (callout 3). The 'Find Courses by Tags' section (callout 4) displays a list of tags under the heading 'SCTS 4.0', including 'All SCTS 4.0 Courses', 'Instruction: 1 Standards and Objectives', 'Instruction: 2 Motivating Students', 'Instruction: 3 Presenting Instructional Content', and 'Instruction: 4 Lesson Structure and Pacing'.



Robust Catalog Filtering by Tag

SCTS 4.0

All SCTS 4.0 Courses
Instruction: 1 Standards and Objectives
Instruction: 2 Motivating Students
Instruction: 3 Presenting Instructional Content
Instruction: 4 Lesson Structure and Pacing
Instruction: 5 Activities and Materials
Instruction: 6 Questioning
Instruction: 7 Academic Feedback
Instruction: 8 Grouping Students
Instruction: 9 Teacher Content Knowledge
Instruction: 10 Teacher Knowledge of Students
Instruction: 11 Thinking
Instruction: 12 Problem Solving
Planning: 1 Instructional Plans
Planning: 2 Student Work
Planning: 3 Assessment
Environment: 1 Expectations
Environment: 2 Engaging Student and Managing Behavior
Environment: 3 Environment
Environment: 4 Respectful Culture
Professionalism: Growing and Developing Professionally (PGD1)
Professionalism: Growing and Developing Professionally (PGD2)

PADEPP Standards

All PADEPP Courses
1 Vision
2 Instructional Leadership
3 Effective Management
4 Climate
5 School/Community Relations
6 Ethical Behavior
7 Interpersonal Skills
8 Staff Development
9 Principal's Professional Development

Format

Mini

Premium Library - Grade Level

Pre-K

K-5

6-8

9-12

Premium Library - Target Audience

Site/School Administrator

District Administrator

Classroom Teacher

Special Education Educator

Support Staff

Non Instructional Staff

Premium Library - Topic

Assessment

Behavior

Classroom Management

Coaching

Collaboration

Compliance

Danielson Framework

Differentiated Instruction

English Language Learners (ELL)

Inclusion

Induction Teachers

Leadership

Literacy

Marzano Model

Multi-Tiered System of Supports (MTSS)

Planning

Social Emotional Learning (SEL)

Special Education

Student Centered Learning

Student Engagement

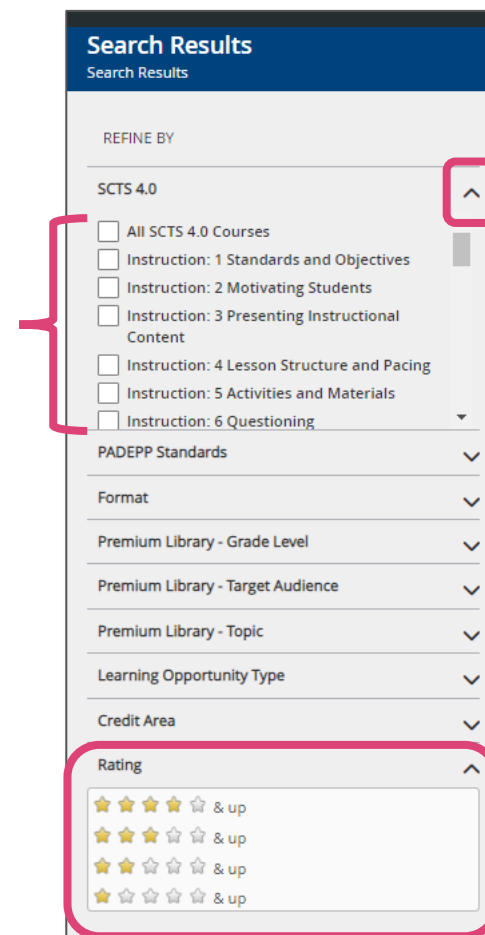
Technology in the Classroom

Trauma



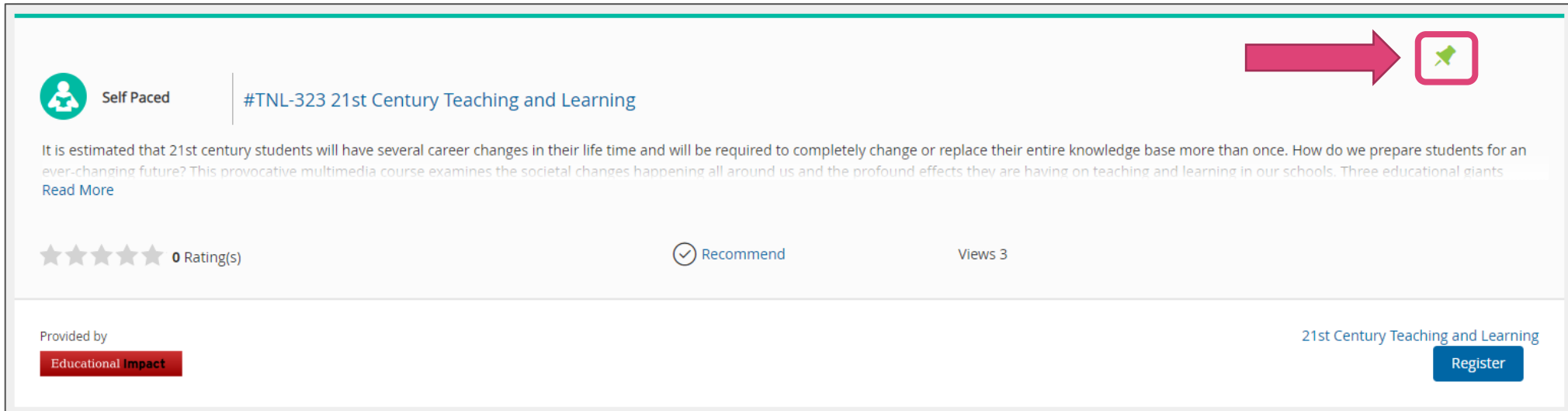
Filter Catalog Search Results

- Click the arrow to open filters
- Select a tag or set of tags to filter the catalog
- Filter course catalog by Rating



How to Save Favorites

- From the Course Catalog, pin courses to a Favorites List to view later

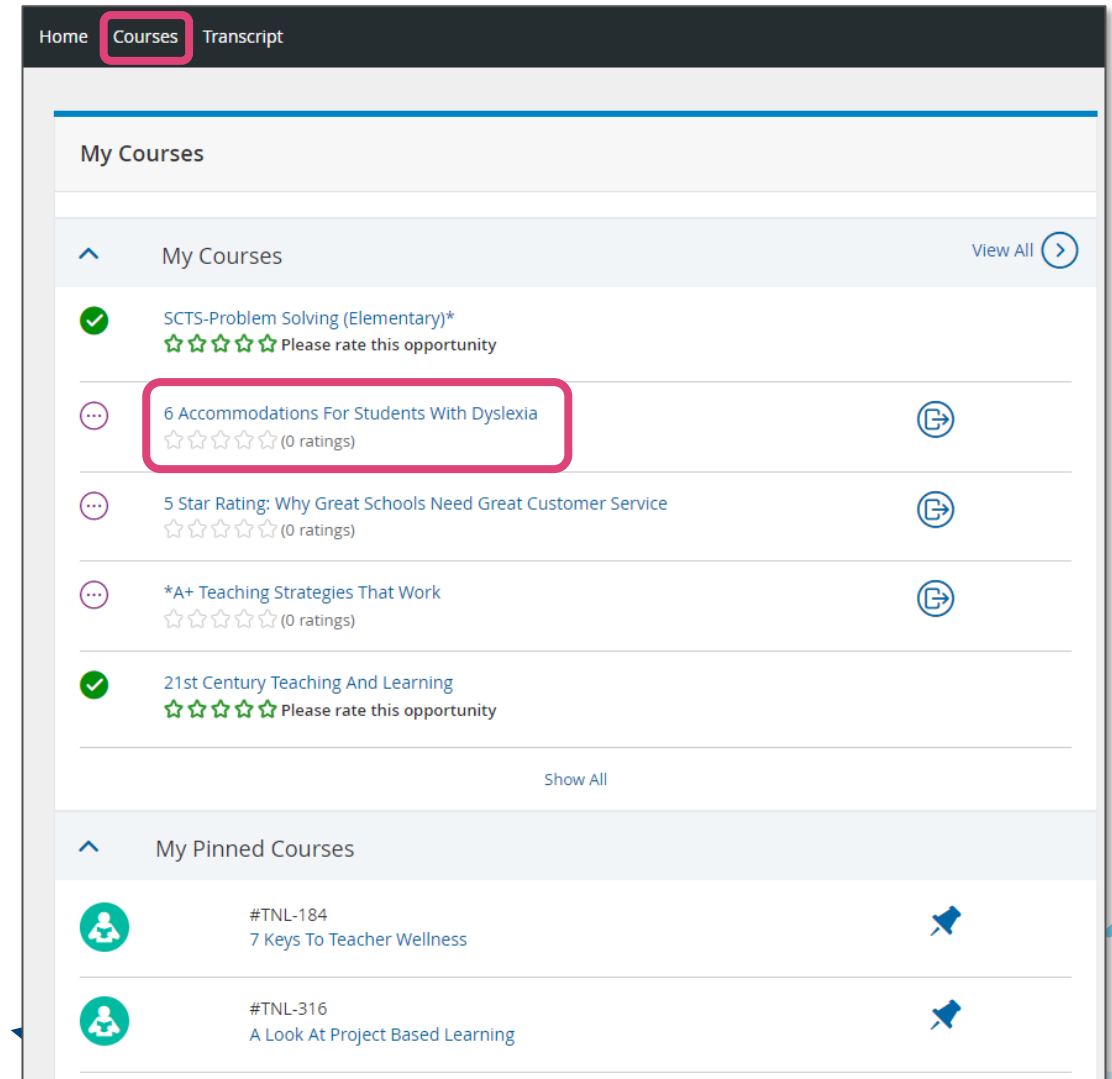


The screenshot shows a course card for "#TNL-323 21st Century Teaching and Learning". At the top left, there is a "Self Paced" label. The course title is "#TNL-323 21st Century Teaching and Learning". Below the title, there is a description: "It is estimated that 21st century students will have several career changes in their life time and will be required to completely change or replace their entire knowledge base more than once. How do we prepare students for an ever-changing future? This provocative multimedia course examines the societal changes happening all around us and the profound effects they are having on teaching and learning in our schools. Three educational giants". Below the description, there is a "Read More" link. The card also shows a rating of "0 Rating(s)" with five stars, a "Recommend" button, and "Views 3". At the bottom left, it says "Provided by Educational Impact". At the bottom right, it says "21st Century Teaching and Learning" and has a "Register" button. A red arrow points to a pin icon in the top right corner of the card.



Resume a Course

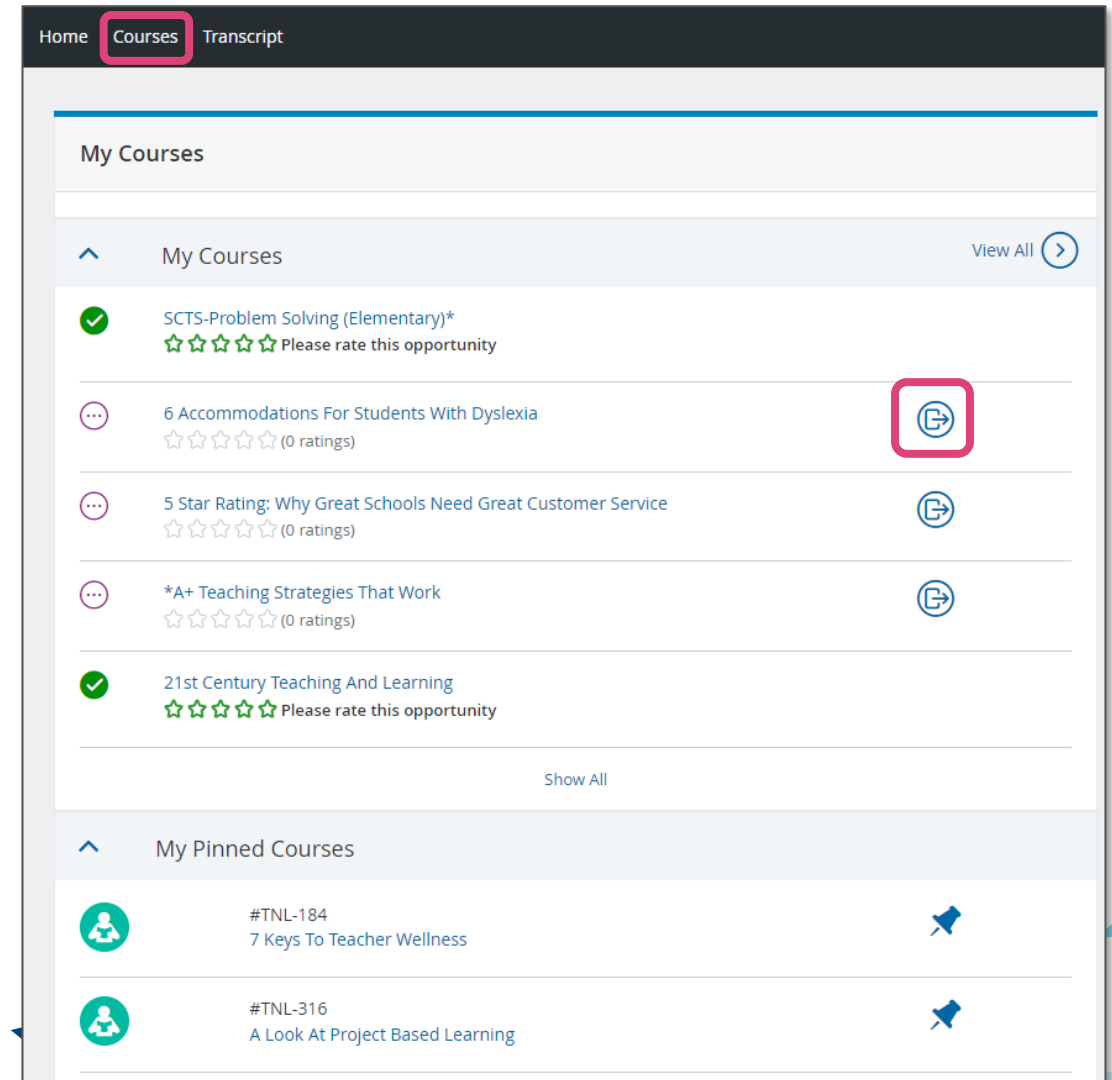
- Click the **Courses** tab
- Scroll to the My Courses channel
- Click the **Course Title** to resume course
 - Ed Impact PLL content will open in new tab or browser window





Withdraw From a Course

- Click the **Courses** tab
- Scroll to the My Courses channel
- Click the **Withdraw** button
- Confirm withdrawal



Rate a Course



Professional
Learning

- Click the **Courses** tab
- Scroll to the My Courses channel
- Click the **Star Rating** to rate

Home **Courses** Transcript

My Courses

My Courses [View All](#)

- ✓ SCTS-Problem Solving (Elementary)*
☆☆☆☆☆ Please rate this opportunity
- ⋮ 6 Accommodations For Students With Dyslexia
☆☆☆☆☆ (0 ratings)
- ⋮ 5 Star Rating: Why Great Schools Need Great Customer Service
☆☆☆☆☆ (0 ratings)
- ⋮ *A+ Teaching Strategies That Work
☆☆☆☆☆ (0 ratings)
- ✓ 21st Century Teaching And Learning
☆☆☆☆☆ Please rate this opportunity

[Show All](#)

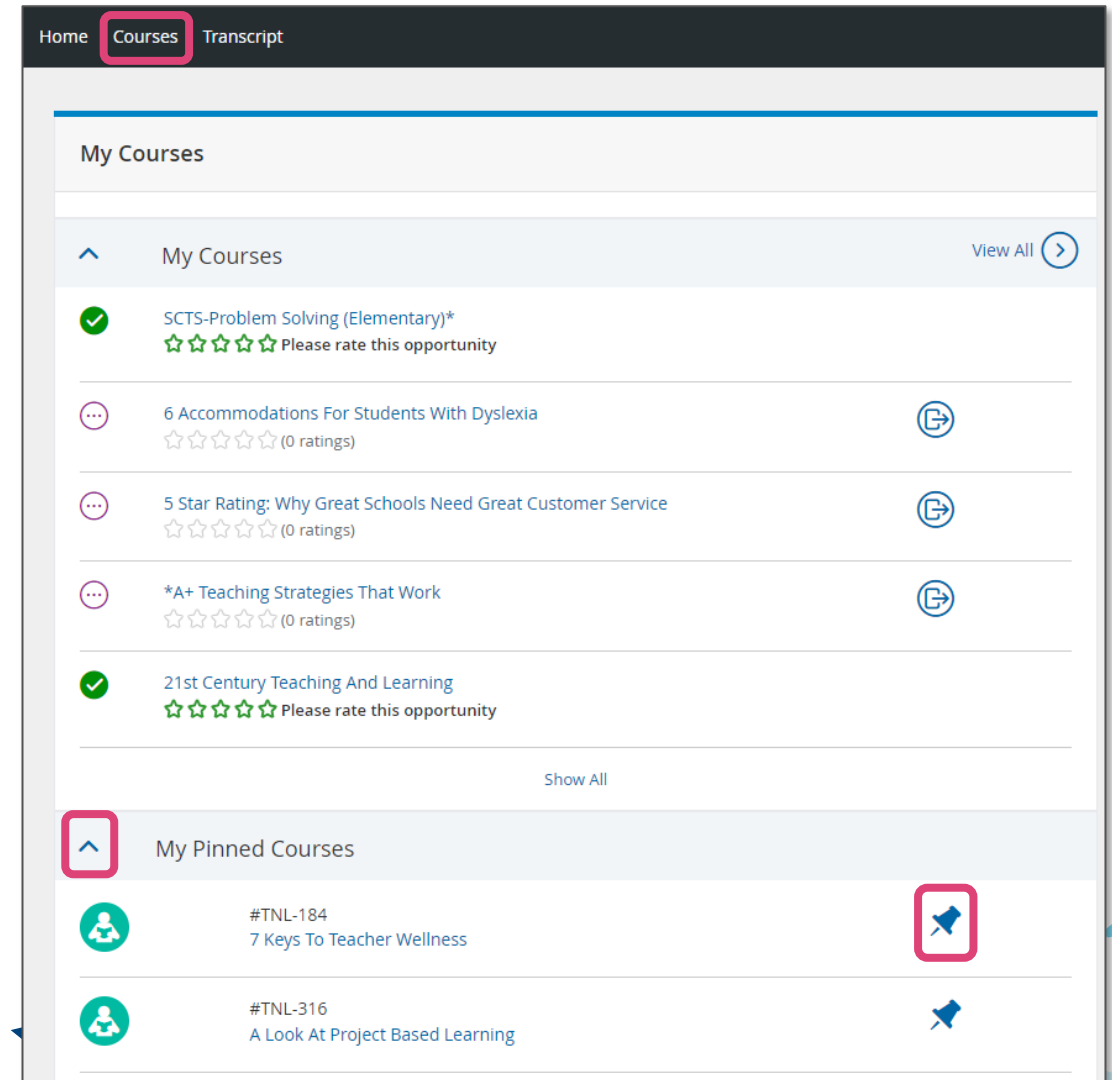
My Pinned Courses

- #TNL-184
7 Keys To Teacher Wellness
- #TNL-316
A Look At Project Based Learning



How to View Favorites

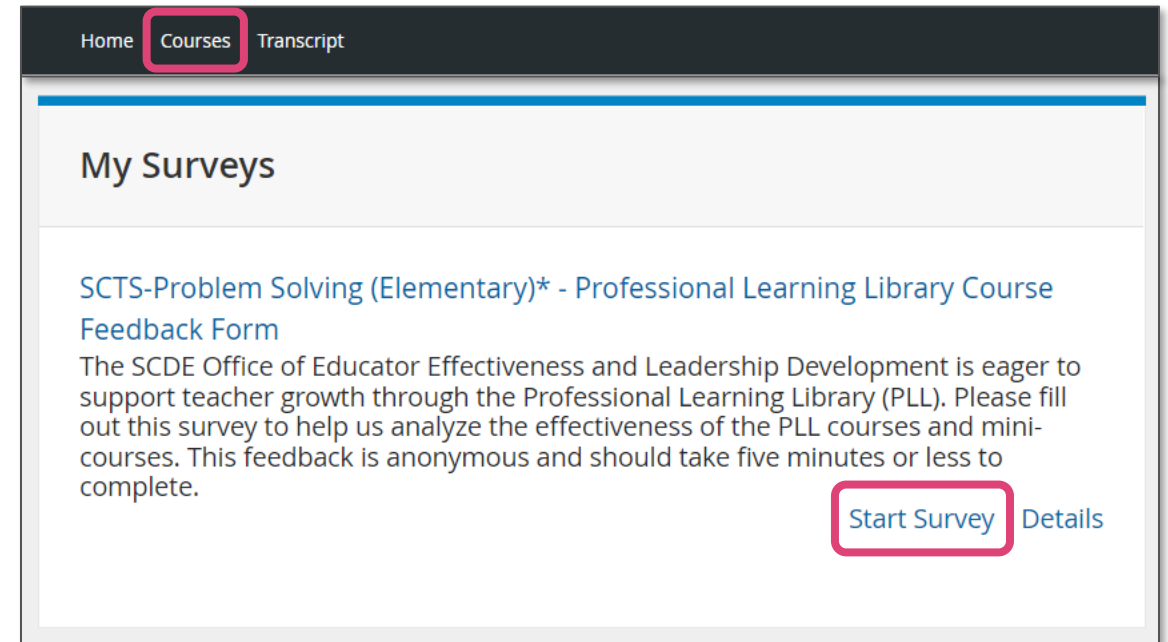
- Click the **Courses** tab
- Scroll to the My Courses channel
- **Expand** My Pinned Courses
- Click the Pin to remove from Favorites





Course Surveys

- Each course has a survey available upon completion
- Click the **Courses** tab
- Scroll to the My Surveys Channel
- Click **Start Survey**



Summary

- Targeted PD: Connect teachers to their Areas of Reinforcement and Refinement
- Content is responsive and based on current initiatives
- More rigor and relevance
- Courses earn SCDE Renewal Credit or Professional Learning Hours
 - PL Hours are used at the district's discretion
- Robust reports
- Course ratings and surveys
- Access to top speakers, experts and master teachers
- Provide educators with voice and choice

Coming October 2022

- PowerSchool is working with the SC Instruction Hub to allow users to login to access the PLL seamlessly



- PowerSchool is working to improve the current integration to allow Evaluators to view Assignee written reflections



Additional Learning Opportunities

- District-Level User Training
 - October 27, 1:00-3:00pm EST
[Register Now!](#)
- Mixed Audience Q&A Session
 - November 7, 3:30-4:15pm EST
[Register Now!](#)
- Administrator Reports Training
 - January 10, 2023, 3:00-4:15pm EST
Registration Coming Soon
- Educator Training
 - October 13, 3:30-5:00pm EST
[Register Now!](#)
- Educator Q&A Session
 - September 29, 3:00-3:45pm EST
[Register Now!](#)

PLL Launch | Principals' Meetings

- Personalized service for individual districts led by Educational Impact's Implementation Director
- Interested administrators should fill out this form:
<https://forms.gle/gKhcCLBUC5ARrncv9>



COURSE REVIEW

PLL Launch | Principals' Meetings

To help you launch the Professional Learning Library in your school district, Educational Impact is offering a hands-on tour during one of your Principals' Meetings.

Your principals will be guided through the platform by Educational Impact's Implementation Director. They will be able to:

1. Log in
2. Navigate to the PLL
3. Explore courses and videos for professional learning
4. Find content aligned to their district's PD initiatives
5. Ask questions

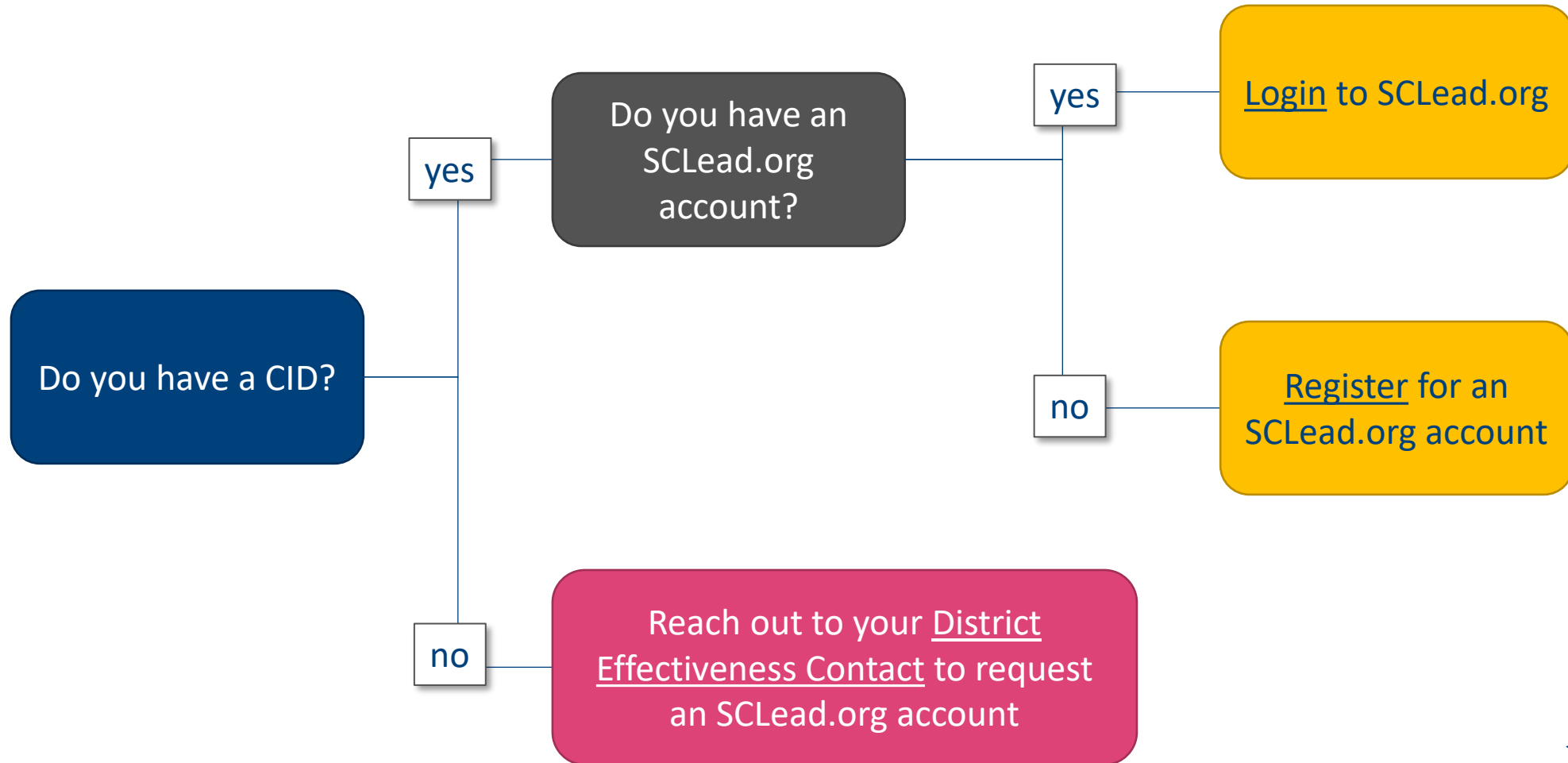
Questions?





Getting Support

How to access the PLL



Support for Professional Learning

- PowerSchool is the vendor responsible for the Professional Learning software.
- Tickets are placed by the District Technical Support Contact.
- If you are in need of support, please review the help documentation listed above.
- If you are still in need of support, please reach out to your [District Technical Support Contact](#) for assistance.



Support for SCLead.org

- SCLead.org is the educator evaluation system for the state of South Carolina.
- There is an integration between SCLead.org and the South Carolina instance of Professional Learning.
- Randa Solutions is the vendor responsible for SCLead.org
- For any issues or questions about SCLead.org, please enter a support case by emailing support@sclead.org

RANDA

Support for Educational Impact

- Educational Impact is the vendor responsible for the Professional Learning Library content.
- There is an integration between Educational Impact and the South Carolina instance of Professional Learning.
- Support documentation is available in the SCDE instance of Professional Learning, as well as via your District Technical Support Contact
- Found a broken link within a course? Email: support@educationalimpact.com
- Need help tying PD to existing initiatives? Contact Deanna Maki: dmaki@educationalimpact.com

EducationalImpact



Additional Resources / FAQs

I finished the course assignments, but I don't see the credit on my transcript.

- The learner has not checked something off as complete.
- The learner has archived an assignment. Click on the Assignments tab and then click on the “Archived” assignments to see if there are any assignments in there. If so, unarchive them.
- The learner has not mastered the assessment – it will be marked complete automatically when 80% mastery is achieved
- The learner has not watched an “EI Video Clip” all the way to the end. It will be marked complete automatically when the clip is watched in one sitting.
- If none of these steps resolve the problem, please reach out to your district technical contact for support.

How do I mark the EI Assessment complete?

- You cannot manually mark the Assessment complete.
- Instead, the system marks the Assessment complete automatically when the user reaches at least 80% correct.

How do I mark the EI Video Clip complete?

- You cannot manually mark the EI Video Clips complete.
- Instead, the system marks the Video Clips complete automatically when the user watches the entire clip from start to finish.
- These are different from “EI Video Assignments” which are used to assign multiple clips and can be marked complete by the learner.

I encountered a dead link inside one of the assignments. What do I do?

- On occasion, links to articles/videos from 3rd party websites are moved or updated.
- Ed Impact does not control those links as they are to websites like Edutopia, TED Talks, Understood, etc.
- Ed Impact's instructional design team will respond immediately to dead links and update the assignment quickly.
- Please email support@educationalimpact.com if you encounter dead links.

Building Your Own Video Playlist



Build a Video Playlist



SC Lead

- **My Plan** allows teachers to take charge of their own Professional Development
- Click **My Plan** to launch course information in Professional Learning

SOUTH CAROLINA DEPARTMENT OF EDUCATION
ed.sc.gov

Help Account Logout
anne.reader@powerschool.com
Testing Dashboard

Home Application Districts & Schools Evaluations EPP Training **Learning** Corrections Analytics Zoom

Professional Learning

Dashboard

Welcome to your Professional Development dashboard. Here you will find your assignment for ongoing growth and development as a South Carolina educator. You can also peruse, watch, and assign courses for your own development.

Progress

The following charts show your progress in completing professional development items.

0%

Assignments
0 of 12

Left Sidebar:

- Dashboard
- Assignments
- Assignees
- CONTENT
- Library
- SCTS 4.0
- PADEPP Standards
- My Plan** (highlighted)



Register for My Plan

- First-time users will need to **Register** for the course to access
- Click **Go to Course** to launch the Educational Impact My Plan

View Course
Search Results > View Course

Self Paced | #TNL-myplan2 My Plan - Build your Own Video Playlist (SC)

With this tool, you can search for videos and build your own playlist based on your needs and interests. You will browse over 7,000 videos organized by category, topic, grade level, educational expert and evaluation rubric. Find classroom examples and learn from experts at your own pace to create a tailored learning experience just for you.

★★★★★ 0 Rating(s) Views 26

Course Details

Course Number: TNL-myplan2
Course Title: My Plan - Build your Own Video Playlist (SC)
Course Description: With this tool, you can search for videos and build your own playlist based on your needs and interests. You will browse over 7,000 videos organized by category, topic, grade level, educational expert and evaluation rubric. Find classroom examples and learn from experts at your own pace to create a tailored learning experience just for you.
Office: SC Educator Effectiveness Professional Learning Library
Course Provider: Educational Impact

Register Not Started

Register for My Plan - Build your Own Video Playlist (SC)

✓ **Congratulations**

You have successfully registered for My Plan - Build your Own Video Playlist (SC).

Go To Course My Course List Course Search

Ed Impact My Plan



Ed Impact

- Begin the course by reading the “Click Here to Start” information

Educational Impact[Help](#) | [Log Out](#)

Learner DashboardVideo LibraryCourse AssignmentsMy Plan

Search

Current Course: My Plan - Build your Own Video Playlist (SC)

If you are enrolled in a course, your assignments are listed below.

| COMPLETE | ASSIGNMENT TYPE | TITLE | EST. TIME min:sec | DUE DATE (If Applicable) | ARCHIVE |
|----------|------------------|------------------------|----------------------|-----------------------------|--------------------------|
| | Reading | 1. Click here to start | 00:00 | | <input type="checkbox"/> |
| | Discussion Board | 2. Summary | 10:00 | | <input type="checkbox"/> |

View All Assignments

Progress

Track your PD hours. Monitor Courses completed and Programs watched.

Getting Started

Get up to speed on the new platform by watching this 10 minute tutorial.

Help

Additional assistance for participants. [Learn More »](#)

Copyright ©2010-2020 Educational Impact. All Rights Reserved.

My Plan Tab



Ed Impact

- When ready, navigate to the **My Plan tab** and begin selecting videos of interest

The screenshot shows the Educational Impact web application. At the top, the logo 'Educational Impact' is on the left, and 'Help | Log Out' is on the right. Below the logo is a navigation bar with four tabs: 'Learner Dashboard', 'Video Library', 'Course Assignments', and 'My Plan'. The 'My Plan' tab is highlighted with a red box, and a large red arrow points down to it from above. To the right of the tabs is a red 'Search' button. Below the navigation bar is a dark blue header with 'Current Assignments' and 'Archived Assignments' links. The main content area has a 'Reading' section with the heading '1. Click here to start'. Below this is an 'INSTRUCTIONS:' section with a paragraph explaining the tool and a list of five steps. At the bottom of the main content area is a 'Mark Complete' button. A red footer bar at the very bottom contains the copyright text: 'Copyright ©2010-2020 Educational Impact. All Rights Reserved.'

Search Categories



Ed Impact

- Click **Search Categories** to browse video content
- Search for video content by **keyword**

Browse by Category



Ed Impact

- What do you want to learn today?

Educational Impact [Help](#) [Log Out](#)

[Learner Dashboard](#) [Video Library](#) [Course Assignments](#) [My Plan](#) [Search](#)

What do you want to learn today?

Select a Category:

[TEACHERS](#) [ADMINISTRATORS](#) **[EVALUATION RUBRICS](#)** [EXPERTS](#) [CLASSROOMS](#)

[DANIELSON](#) [InTASC](#) [MARZANO](#) [STRONGE](#) [RISE](#) [edTPA](#) [T-TESS](#) **[SOUTH CAROLINA](#)**

[360° LEADERSHIP ASSESSMENT](#) [FLORIDA LEADERSHIP STANDARDS](#) [PADEPP](#)


| COMPONENT TITLE | TAGS |
|---|---|
| INST1: Standards and Objectives | Establishing Objectives |
| INST2: Motivating Students | Student Motivation Active Prior Knowledge Student Directed Learning |
| INST3: Presenting Instructional Content | Instructional Strategies |
| INST4: Lesson Structure & Pacing | Instructional Design |
| INST5: Activities & Materials | Knowledge of Resources |
| INST6: Questioning | Questioning Techniques |
| INST7: Academic Feedback | Student Feedback |

Add Content to My Plan



Ed Impact

- Click **View** to preview content
- Click **+My Plan** to add content to your Playlist



CONSIDERING HUMAN NEEDS IN THE CLASSROOM | 02:47 MIN

Program: Trauma-Informed Schools Conference

Module 2: Trauma-Informed Topics of Importance for Educators

Topic 12: Mindful Instruction: Teaching the Standards with Intention - Michelle Benedict | 1 hr 11 min

[VIEW](#)
[+ MY PLAN](#)

Review My Plan





Ed Impact

- Click the **My Plan** tab to review content added to your Playlist
- Use the buttons on the right to view, write notes or remove videos

MY PLAN

To add content to your plan, click on "Search Categories." **SEARCH CATEGORIES**

Videos

| | | | |
|---|---|---------------------|--------------------------------------|
|  | ALLOW STUDENTS CHOICES OF WHERE TO SIT Program: Trauma-Informed Schools Conference Module 2: Trauma-Informed Topics of Importance for Educators Topic L: Mindful Instruction: Teaching the Standards with Intention - Michelle Benedict 1 hr 11 min | 08:25 IN PROGRESS | VIEW NOTE REMOVE |
|  | SANDPIPER DEMONSTRATES RESILIENCE Program: Trauma-Informed Schools Conference Module 2: Trauma-Informed Topics of Importance for Educators Topic L: Mindful Instruction: Teaching the Standards with Intention - Michelle Benedict 1 hr 11 min | 06:11 IN PROGRESS | VIEW NOTE REMOVE |