

Unlock your
PowerSchool
potential

My Plan

How to Build an Educational
Impact Video Playlist

Last updated: 5-12-22



Search for My Plan

- Click the **Courses** tab
- Conduct a keyword search for **My Plan**
- Click **Search** when ready

The screenshot shows the PowerSchool interface with three numbered callouts: 1. The 'Courses' tab in the top navigation bar is highlighted with a red box. 2. The search input field contains the text 'my plan' and is highlighted with a red box. 3. The 'Search' button is highlighted with a red box. Below the search bar, there are links for 'Advanced Search' and 'Show All'. An information icon (i) is located to the right of the search bar.

South Carolina Users ONLY

- South Carolina Users ONLY:
 - From within SC Lead, click the **Learning** tab
 - Click **My Plan** to launch course information in Professional Learning

The screenshot shows the South Carolina Department of Education (SCDE) Professional Learning dashboard. At the top, the SCDE logo and navigation links (Help, Account, Logout) are visible. The user is logged in as anne.reader@powerschool.com. The top navigation bar includes links for Home, Application, Districts & Schools, Evaluations, EPP, Training, **Learning** (highlighted), Corrections, Analytics, and Zoom. The main content area is titled 'Professional Learning' and includes a sidebar with links to Dashboard, Assignments, Assignees, CONTENT, Library, SCTS 4.0, PADEPP Standards, and **My Plan** (highlighted with a red box). The main content area displays a 'Dashboard' with a welcome message and a 'Progress' section showing a progress chart for 'Assignments' at 0% completion (0 of 12).

Register for My Plan

- First-time users must **Register** for the My Plan course to access

The screenshot shows a web interface for 'Search Results'. At the top, a search bar contains the text 'my plan'. Below the search bar, a sidebar on the left lists various filters under the heading 'REFINE BY', including 'SCTS 4.0', 'PADEPP Standards', 'Format', 'Premium Library - Grade Level', 'Premium Library - Target Audience', 'Premium Library - Topic', 'Learning Opportunity Type', 'Credit Area', and 'Rating'. The main content area displays '(26) Results for my plan' and a 'Sort By: Relevance' dropdown. The first result is titled '#TNL-myplan2 My Plan - Build your Own Video Playlist (SC)' and is marked as 'Self Paced'. It includes a description: 'With this tool, you can search for videos and build your own playlist based on your needs and interests. You will browse over 7,000 videos organized by category, topic, grade level, educational expert and evaluation rubric. Find classroom examples and learn from experts at your own pace to create a tailored learning experience just for you.' Below the description, there are five empty star icons and the text '0 Rating(s)', and 'Views 31' is shown on the right. At the bottom of the result card, it says 'Provided by Educational Impact'. A red arrow points from the title of the result to a blue 'Register' button located in the bottom right corner of the result card.

Confirm Registration

- Click **Next** to confirm registration

Course Registration

Registering for Course: My Plan - Build your Own Video Playlist (SC)

Confirm Course Selection

Please confirm the following information to complete the course registration. Click Next to continue

Course Information

Course Title: My Plan - Build your Own Video Playlist (SC)

Section: My Plan - Build your Own Video Playlist (SC)

Credit Types:

How much do I have? Professional Learning Hours 0.0

Section Notes:

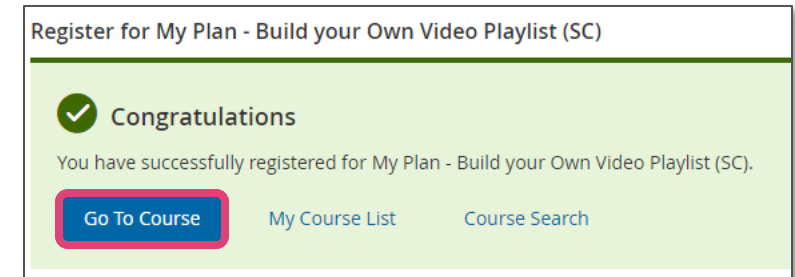
Class Dates: -

Next



Launch Ed Impact

- Click **Go to Course** to launch the Educational Impact My Plan



Open the Instructions

- Click the **title** to open the My Plan instructions

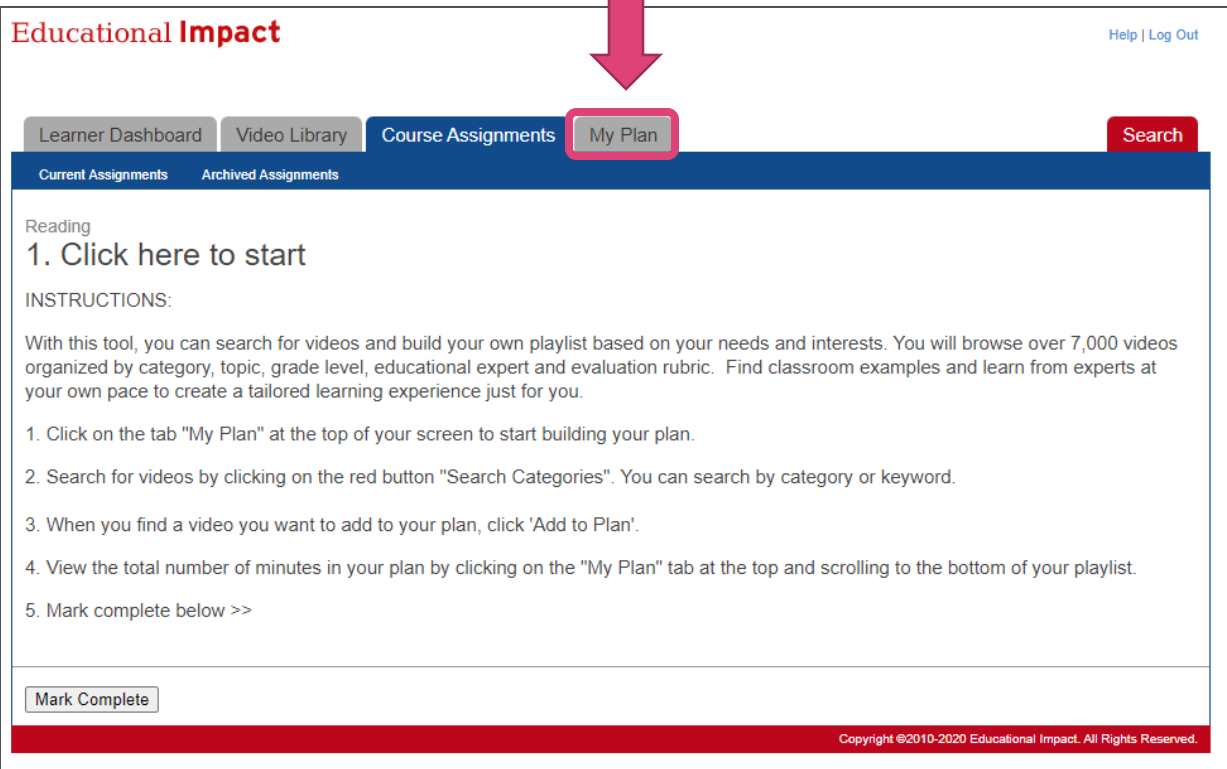
The screenshot shows the Educational Impact Learner Dashboard. At the top, there are navigation tabs: 'Learner Dashboard' (selected), 'Video Library', 'Course Assignments', and 'My Plan'. A 'Search' button is on the right. Below the tabs, the current course is 'My Plan - Build your Own Video Playlist (SC)'. A message states: 'If you are enrolled in a course, your assignments are listed below.' Below this is a table with columns: 'COMPLETE', 'ASSIGNMENT TYPE', 'TITLE', 'EST. TIME min:sec', 'DUE DATE (If Applicable)', and 'ARCHIVE'. The table contains two rows: 'Reading' with title '1. Click here to start' and 'Discussion Board' with title '2. Summary'. The first row's title is highlighted with a red box. Below the table is a 'View All Assignments' button. On the right side, there are three sections: 'Progress' (Track your PD hours...), 'Getting Started' (Get up to speed on the new platform...), and 'Help' (Additional assistance for participants...).

COMPLETE	ASSIGNMENT TYPE	TITLE	EST. TIME min:sec	DUE DATE (If Applicable)	ARCHIVE
	Reading	1. Click here to start	00:00		<input type="checkbox"/>
	Discussion Board	2. Summary	10:00		<input type="checkbox"/>

[View All Assignments](#)

Review Instructions

- Read the text provided
- Click the **My Plan** tab when ready



The screenshot shows the Educational Impact web application. At the top, there's a navigation bar with tabs: 'Learner Dashboard', 'Video Library', 'Course Assignments', and 'My Plan'. A pink arrow points to the 'My Plan' tab. Below the navigation bar, there's a sub-header with 'Current Assignments' and 'Archived Assignments'. The main content area is titled 'Reading' and '1. Click here to start'. It contains a section 'INSTRUCTIONS:' with a paragraph explaining the tool's purpose and a numbered list of five steps. A 'Mark Complete' button is at the bottom of the instructions. A pink bracket on the left side of the screenshot groups the instructions section. The footer of the page reads 'Copyright ©2010-2020 Educational Impact. All Rights Reserved.'

Educational Impact

Help | Log Out

Learner Dashboard Video Library Course Assignments **My Plan** Search

Current Assignments Archived Assignments

Reading

1. Click here to start

INSTRUCTIONS:

With this tool, you can search for videos and build your own playlist based on your needs and interests. You will browse over 7,000 videos organized by category, topic, grade level, educational expert and evaluation rubric. Find classroom examples and learn from experts at your own pace to create a tailored learning experience just for you.

1. Click on the tab "My Plan" at the top of your screen to start building your plan.
2. Search for videos by clicking on the red button "Search Categories". You can search by category or keyword.
3. When you find a video you want to add to your plan, click 'Add to Plan'.
4. View the total number of minutes in your plan by clicking on the "My Plan" tab at the top and scrolling to the bottom of your playlist.
5. Mark complete below >>

Mark Complete

Copyright ©2010-2020 Educational Impact. All Rights Reserved.

2 Ways to Search



Ed Impact

- 1 Click **Search Categories** to browse video content
- 2 Search for video content by **keyword**



Category Search

- Browse video content by **keyword** or **rubric**

Educational Impact [Help](#) [Log Out](#)

[Learner Dashboard](#) [Video Library](#) [Course Assignments](#) [My Plan](#) [Search](#)

What do you want to learn today?
Select a Category:

[TEACHERS](#) [ADMINISTRATORS](#) [EVALUATION RUBRICS](#) [EXPERTS](#) [CLASSROOMS](#)


[DANIELSON](#) [InTASC](#) [MARZANO](#) [STRONGE](#) [RISE](#) [edTPA](#) [T-TESS](#) [SOUTH CAROLINA](#)

[360° LEADERSHIP ASSESSMENT](#) [FLORIDA LEADERSHIP STANDARDS](#) [PADEPP](#)

COMPONENT TITLE	TAGS
INST1: Standards and Objectives	Establishing Objectives
INST2: Motivating Students	Student Motivation Active Prior Knowledge Student Directed Learning
INST3: Presenting Instructional Content	Instructional Strategies
INST4: Lesson Structure & Pacing	Instructional Design

Add Content to My Plan

- Click **View** to preview content
- Click **+My Plan** to add content to your Playlist



CONSIDERING HUMAN NEEDS IN THE CLASSROOM | 02:47 MIN

Program: Trauma-Informed Schools Conference

Module 2: Trauma-Informed Topics of Importance for Educators

Topic 12: Mindful Instruction: Teaching the Standards with Intention - Michelle Benedict | 1 hr 11 min

[VIEW](#)
[+ MY PLAN](#)



View My Plan

- Click the **My Plan** tab to review content added to your Playlist
- Use the buttons on the right to view, write notes or remove videos

MY PLAN

To add content to your plan, click on "Search Categories." **SEARCH CATEGORIES**

Videos

	ALLOW STUDENTS CHOICES OF WHERE TO SIT Program: Trauma-Informed Schools Conference Module 2: Trauma-Informed Topics of Importance for Educators Topic L: Mindful Instruction: Teaching the Standards with Intention - Michelle Benedict 1 hr 11 min	08:25 IN PROGRESS	VIEW NOTE REMOVE
	SANDPIPER DEMONSTRATES RESILIENCE Program: Trauma-Informed Schools Conference Module 2: Trauma-Informed Topics of Importance for Educators Topic L: Mindful Instruction: Teaching the Standards with Intention - Michelle Benedict 1 hr 11 min	06:11 IN PROGRESS	VIEW NOTE REMOVE