

# Unlock your **PowerSchool** potential

SIS + Schoology LMS + Assessment + Analytics + Naviance CCLR

## Professional Learning Library

How to Complete Courses from  
Educational Impact

Last updated: 5-12-22

EducationalImpact



# Table of Contents

- Accessing the Professional Learning Library (PLL)
- Navigating Educational Impact (EI)
- Completing a Reading Assignment
- Completing the Overview Assignment
- Completing a Discussion Board
- Completing an Instructor Journal
- Completing an EI Video Clip
- Completing an EI Video Assignment
- Completing a General/Writing Assignment
- Completing an Assessment
- FAQs / Troubleshooting



# Accessing the PLL

# Search for Courses

- 1 Keyword Search
- 2 Advanced Search
- 3 Show All to browse the catalog
- 4 Filter by Course Tag

The screenshot shows the 'Courses' page in the PowerSchool interface. At the top, a navigation bar contains 'Home', 'Courses' (highlighted with a pink box), and 'Transcript'. Below this is the 'Course Search' section, which includes a search input field (callout 1), a 'Search' button, and an information icon. Below the search field are two links: 'Advanced Search' (callout 2) and 'Show All' (callout 3). The 'Find Courses by Tags' section (callout 4) is located below the search section and lists 'SCTS 4.0' with a list of related items: 'All SCTS 4.0 Courses', 'Instruction: 1 Standards and Objectives', 'Instruction: 2 Motivating Students', 'Instruction: 3 Presenting Instructional Content', and 'Instruction: 4 Lesson Structure and Pacing'.

# Register

- From the Course Catalog, click the Register button

The screenshot shows a course card for '#TNL-323 21st Century Teaching and Learning'. At the top left, there is a 'Self Paced' icon and label. The course title is '#TNL-323 21st Century Teaching and Learning'. Below the title, a descriptive paragraph states: 'It is estimated that 21st century students will have several career changes in their life time and will be required to completely change or replace their entire knowledge base more than once. How do we prepare students for an ever-changing future? This provocative multimedia course examines the societal changes happening all around us and the profound effects they are having on teaching and learning in our schools. Three educational giants'. Below this is a 'Read More' link. The course has '0 Rating(s)' indicated by five empty stars. There is a 'Recommend' button with a checkmark icon and 'Views 3'. At the bottom left, it says 'Provided by Educational Impact' with the Educational Impact logo. On the right side of the card, there is a blue 'Register' button. A large pink arrow points from the course title area towards the 'Register' button. The text '21st Century Teaching and Learning' is written above the arrow.

# Confirm Registration

- Click Next to confirm Registration

Course Registration

Registering for Course: SCTS-Problem Solving (Elementary)\*

Confirm Course Selection

Please confirm the following information to complete the course registration. Click Next to continue

Course Information

Course Title:

SCTS-Problem Solving (Elementary)\*

Section:

SCTS-Problem Solving (Elementary)\*

Credit Types:

How much do I have?

SCDE Renewal Credits

Hours

2.5

Section Notes:

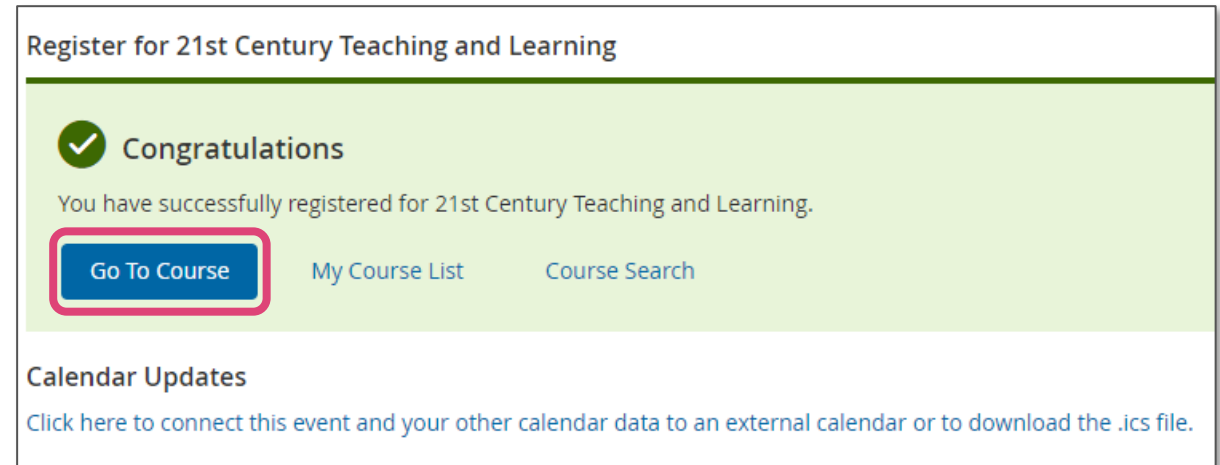
Class Dates:

-

Next

# Launch

- Once registered, click **Go to Course**
- This will launch the Educational Impact content in a new tab or browser window



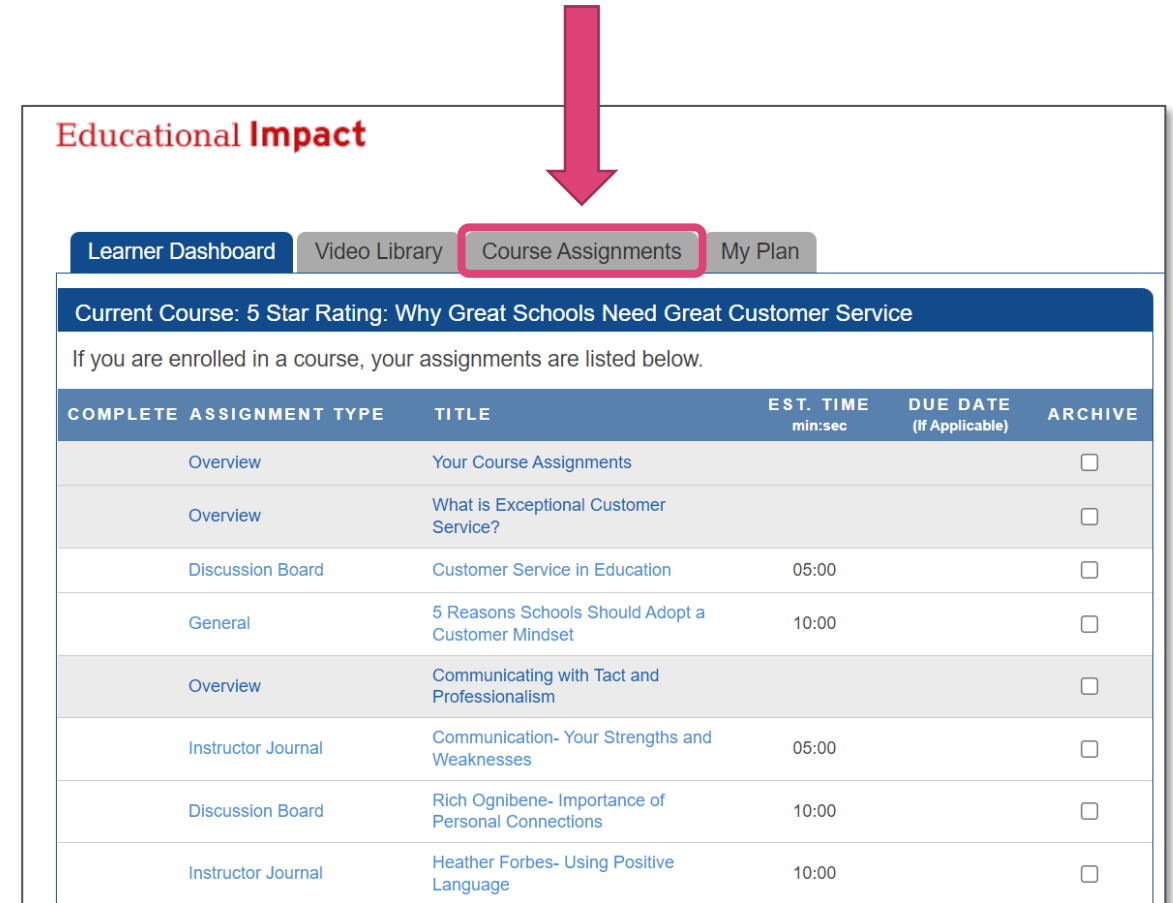


# Navigating EdImpact



# View Learner Dashboard

- You will be taken to Educational Impact's Learner Dashboard where you will see your course title and list of assignments
- Move through each content item at your own pace
- Complete in one sitting or resume later
- Use the **Course Assignments** tab to navigate back to your list of assignments at any point



The screenshot shows the Educational Impact Learner Dashboard. A red arrow points to the 'Course Assignments' tab, which is highlighted with a red border. The dashboard displays the current course title and a list of assignments with columns for completion status, assignment type, title, estimated time, due date, and an archive checkbox.

COMPLETE	ASSIGNMENT TYPE	TITLE	EST. TIME min:sec	DUE DATE (If Applicable)	ARCHIVE
	Overview	Your Course Assignments			<input type="checkbox"/>
	Overview	What is Exceptional Customer Service?			<input type="checkbox"/>
	Discussion Board	Customer Service in Education	05:00		<input type="checkbox"/>
	General	5 Reasons Schools Should Adopt a Customer Mindset	10:00		<input type="checkbox"/>
	Overview	Communicating with Tact and Professionalism			<input type="checkbox"/>
	Instructor Journal	Communication- Your Strengths and Weaknesses	05:00		<input type="checkbox"/>
	Discussion Board	Rich Ognibene- Importance of Personal Connections	10:00		<input type="checkbox"/>
	Instructor Journal	Heather Forbes- Using Positive Language	10:00		<input type="checkbox"/>

# Different Types of Assignments

- Videos
- Articles
- Watch, Read and Respond: Some assignments require a written response
  - Discussion Boards
  - Instructor Journals
  - General
  - Writing
- Multiple Choice Assessments

**Educational Impact** [Help](#) | [Log Out](#)

[Learner Dashboard](#) [Video Library](#) [Course Assignments](#) [My Plan](#) [Search](#)

**Current Course: Administrators - Essential Skills for Classroom Observation**

If you are enrolled in a course, your assignments are listed below.

COMPLETE	ASSIGNMENT TYPE	TITLE	EST. TIME min:sec	DUE DATE (If Applicable)	ARCHIVE
	Reading	How to complete your assignments	5:00		<input type="checkbox"/>
	Overview	YOUR COURSE ASSIGNMENTS			<input type="checkbox"/>
	Discussion Board	Which components are central to good teaching?	30:00		<input type="checkbox"/>
	Overview	UNIT 1: CENTRAL IDEAS AND SKILLS			<input type="checkbox"/>
	Instructor Journal	Fun: Top 10 Signs Your School is too Focused on the State Test!	5:00		<input type="checkbox"/>
	EI Video Assignment	The Impact of Quality Teachers by Robert Marzano	16:45		<input type="checkbox"/>
	EI Video Assignment	Introducing Charlotte Danielson	26:15		<input type="checkbox"/>
	EI Video Assignment	Are you gathering evidence?	49:37		<input type="checkbox"/>
	Overview	UNIT 2: PRACTICE			<input type="checkbox"/>
	EI Video Assignment	Observe Ms Hatch's lesson and gather evidence	52:18		<input type="checkbox"/>
	Instructor Journal	Reflection	20:00		<input type="checkbox"/>
	General	Determine levels of performance	60:00		<input type="checkbox"/>
	Discussion Board	Do you agree with Charlotte's analysis of Ms Hatch's lesson?	45:00		<input type="checkbox"/>

**Progress**

Track your PD hours. Monitor Courses completed and Programs watched.

**Getting Started**

Get up to speed on the new platform by watching this 10 minute tutorial.

**Help**

Additional assistance for participants. [Learn More >](#)

# Marking Complete

- Work through all the content within Educational Impact
- Every assignment must have a **green checkmark** beside it
- Once finished, the course completion information will travel back to Professional Learning and appear on the user transcript

Current Course: SCTS-Problem Solving (Elementary)*					
If you are enrolled in a course, your assignments are listed below.					
COMPLETE	ASSIGNMENT TYPE	TITLE	EST. TIME min:sec	DUE DATE (If Applicable)	ARCHIVE
✓	Reading	How to Complete Your Assignments	00:00		<input type="checkbox"/>
✓	Overview	Your Course Assignments			<input type="checkbox"/>
✓	Instructor Journal	Self-Assessment: Problem Solving	05:00		<input type="checkbox"/>
✓	Overview	UNIT 1: Why Do We Teach Problem Solving Skills?			<input type="checkbox"/>
✓	Discussion Board	Developing Problem Solving Skills for Kids	10:00		<input type="checkbox"/>
✓	Instructor Journal	Critical Thinking and Problem Solving	10:00		<input type="checkbox"/>
✓	Discussion Board	STEM Interdisciplinary Lessons to Encourage Problem-Solving	10:00		<input type="checkbox"/>
✓	Overview	UNIT 2: Problem Solving in Action - Classroom Examples			<input type="checkbox"/>
✓	EI Video Assignment	Mr. Brosious: STEAM Lesson	13:01		<input type="checkbox"/>
✓	EI Video Assignment	Ms. Tuttle: Puzzles for Problem Solving	05:45		<input type="checkbox"/>
✓	EI Video Assignment	Ms. Siebert: Problem Solving and Conflict Resolution	16:41		<input type="checkbox"/>
✓	EI Video Assignment	Ms. Bautista: Multiplication	09:48		<input type="checkbox"/>
✓	Discussion Board	Debrief	05:00		<input type="checkbox"/>
✓	Instructor Journal	Summary	10:00		<input type="checkbox"/>
✓	EI Assessment	Elementary	20:00		<input type="checkbox"/>
✓	Reading	Rate this course	00:00		<input type="checkbox"/>

# Archiving

Please ignore the Archive column

- Do not **ARCHIVE** assignments as this removes the assignment from your list and impedes course completion
- If you have archived an assignment by mistake, you can **unarchive** it

Current Course: SCTS-Problem Solving (Elementary)*					
If you are enrolled in a course, your assignments are listed below.					
COMPLETE	ASSIGNMENT TYPE	TITLE	EST. TIME min:sec	DUE DATE (If Applicable)	ARCHIVE
✓	Reading	How to Complete Your Assignments	00:00		<input type="checkbox"/>
✓	Overview	Your Course Assignments			<input type="checkbox"/>
✓	Instructor Journal	Self-Assessment: Problem Solving	05:00		<input type="checkbox"/>
✓	Overview	UNIT 1: Why Do We Teach Problem Solving Skills?			<input type="checkbox"/>
✓	Discussion Board	Developing Problem Solving Skills for Kids	10:00		<input type="checkbox"/>
✓	Instructor Journal	Critical Thinking and Problem Solving	10:00		<input type="checkbox"/>
✓	Discussion Board	STEM Interdisciplinary Lessons to Encourage Problem-Solving	10:00		<input type="checkbox"/>
✓	Overview	UNIT 2: Problem Solving in Action - Classroom Examples			<input type="checkbox"/>
✓	EI Video Assignment	Mr. Brosious: STEAM Lesson	13:01		<input type="checkbox"/>
✓	EI Video Assignment	Ms. Tuttle: Puzzles for Problem Solving	05:45		<input type="checkbox"/>
✓	EI Video Assignment	Ms. Siebert: Problem Solving and Conflict Resolution	16:41		<input type="checkbox"/>
✓	EI Video Assignment	Ms. Bautista: Multiplication	09:48		<input type="checkbox"/>
✓	Discussion Board	Debrief	05:00		<input type="checkbox"/>
✓	Instructor Journal	Summary	10:00		<input type="checkbox"/>
✓	EI Assessment	Elementary	20:00		<input type="checkbox"/>
✓	Reading	Rate this course	00:00		<input type="checkbox"/>

# Unarchiving Assignments

- Click on the **Course Assignments** tab
- Click on **Archived Assignments**
- **Check the box** next to each assignment to unarchive
- Unarchived assignments will return to the list of current assignments

**Educational Impact** [Help](#) | [Log Out](#)

[Learner Dashboard](#) [Video Library](#) **[Course Assignments](#)** [My Plan](#) [Search](#)

[Current Assignments](#) **[Archived Assignments](#)**

**Archived Assignments**  
Below is a list of your archived assignments.

Current Course: SCTS-Problem Solving (Elementary)\*

COMPLETE	ASSIGNMENT TYPE	TITLE	EST. TIME min:sec	DUE DATE (If Applicable)	UNARCHIVE
✓	Reading	How to Complete Your Assignments			<input checked="" type="checkbox"/>

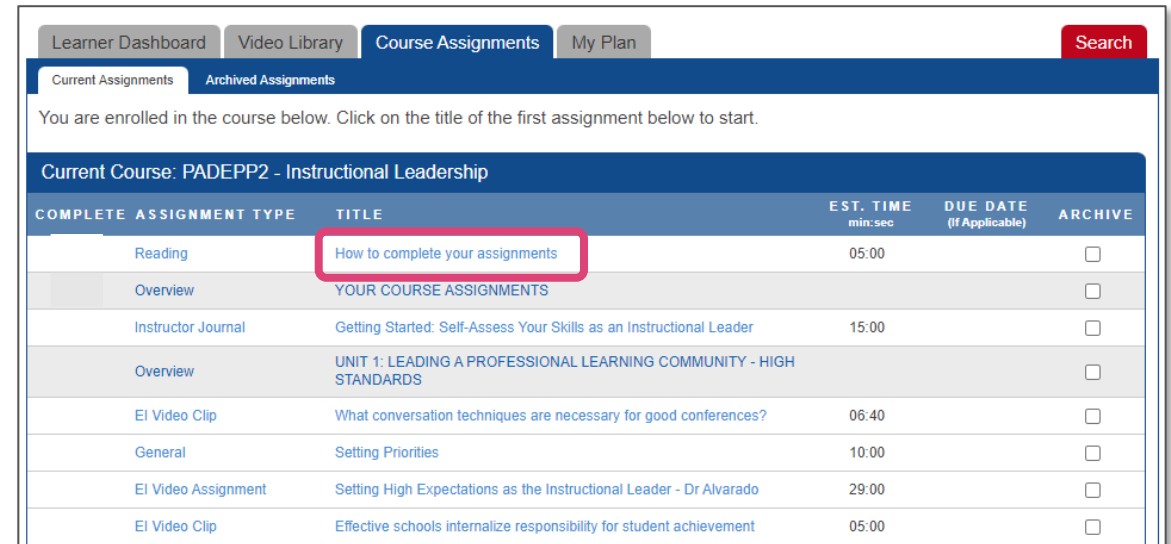
Copyright ©2010-2020 Educational Impact. All Rights Reserved.



# Completing a Reading Assignment

# Open the Reading Assignment

- Click the **title** to open the Reading Assignment



Learner Dashboard Video Library Course Assignments My Plan Search

Current Assignments Archived Assignments

You are enrolled in the course below. Click on the title of the first assignment below to start.

Current Course: PADEPP2 - Instructional Leadership

COMPLETE	ASSIGNMENT TYPE	TITLE	EST. TIME min:sec	DUE DATE (If Applicable)	ARCHIVE
	Reading	How to complete your assignments	05:00		<input type="checkbox"/>
	Overview	YOUR COURSE ASSIGNMENTS			<input type="checkbox"/>
	Instructor Journal	Getting Started: Self-Assess Your Skills as an Instructional Leader	15:00		<input type="checkbox"/>
	Overview	UNIT 1: LEADING A PROFESSIONAL LEARNING COMMUNITY - HIGH STANDARDS			<input type="checkbox"/>
	EI Video Clip	What conversation techniques are necessary for good conferences?	06:40		<input type="checkbox"/>
	General	Setting Priorities	10:00		<input type="checkbox"/>
	EI Video Assignment	Setting High Expectations as the Instructional Leader - Dr Alvarado	29:00		<input type="checkbox"/>
	EI Video Clip	Effective schools internalize responsibility for student achievement	05:00		<input type="checkbox"/>

# Review Reading Materials

- Read the text provided
- If there is an article or file to view, click on it to open in a new tab
- Read the material
- Close the tab to return to the assignment
- Click **Mark Complete** when done

Learner Dashboard Video Library **Course Assignments** My Plan Search

Current Assignments Archived Assignments

Reading

## How to complete your assignments

INSTRUCTIONS:

Your list of assignments will always be accessible under the Course Assignments tab (along the top). Your course assignments are organized into units. This is a multimedia course and there are different types of assignments. You may be required to watch video, read an article or complete a written reflection.

1. CHECKMARKS: You must complete each assignment for every unit to get credit for this course. As you complete assignments, you must mark them as complete by clicking on the "Mark as Complete" button.

FYI: Two types of assignments cannot be marked manually. EI Video Clips and EI Assessments have pre-determined completion criteria and will be marked by the internal tracking system from EI (Educational Impact). A checkmark will be applied by the system when completed.

2. Once you have checkmarks beside each assignment and an instructor has verified completion, you will receive credit for this course in your transcript.

\*\*\* IMPORTANT: Do not archive assignments as this removes them from your list of current assignments and impedes the completion notification to your transcript. \*\*\*

3. Please watch the 5 minute tutorial below to learn how to navigate and complete your course. (When you click on the video, a new tab will open. When you're done watching the video, close the tab to come back to this assignment)

<http://www.educationalimpact.info/eiprvws/ILC-tutorial.html>

4. Click on "Mark Complete" below.

[View Web Link](#) <http://www.educationalimpact.info/eiprvws/ILC-tutorial.html>

**Mark Complete**

Copyright ©2010-2020 Educational Impact. All Rights Reserved.



# Confirm Reading Completion

- Confirm completion by looking for the **green checkmark**



Learner Dashboard Video Library Course Assignments My Plan Search					
Current Assignments Archived Assignments					
You are enrolled in the course below. Click on the title of the first assignment below to start.					
Current Course: PADEPP2 - Instructional Leadership					
COMPLETE	ASSIGNMENT TYPE	TITLE	EST. TIME min:sec	DUE DATE (If Applicable)	ARCHIVE
<input checked="" type="checkbox"/>	Reading	How to complete your assignments	05:00		<input type="checkbox"/>
	Overview	YOUR COURSE ASSIGNMENTS			<input type="checkbox"/>
	Instructor Journal	Getting Started: Self-Assess Your Skills as an Instructional Leader	15:00		<input type="checkbox"/>
	Overview	UNIT 1: LEADING A PROFESSIONAL LEARNING COMMUNITY - HIGH STANDARDS			<input type="checkbox"/>
	EI Video Clip	What conversation techniques are necessary for good conferences?	06:40		<input type="checkbox"/>
	General	Setting Priorities	10:00		<input type="checkbox"/>
	EI Video Assignment	Setting High Expectations as the Instructional Leader - Dr Alvarado	29:00		<input type="checkbox"/>
	EI Video Clip	Effective schools internalize responsibility for student achievement	05:00		<input type="checkbox"/>



# Completing the Overview Assignment

# Open Overview

- Click the **title** to open the Overview assignment

Learner Dashboard Video Library Course Assignments My Plan					
Current Course: PADEPP2 - Instructional Leadership					
If you are enrolled in a course, your assignments are listed below.					
COMPLETE	ASSIGNMENT TYPE	TITLE	EST. TIME min:sec	DUE DATE (If Applicable)	ARCHIVE
✓	Reading	How to complete your assignments	05:00		<input type="checkbox"/>
	Overview	YOUR COURSE ASSIGNMENTS			<input type="checkbox"/>
	Instructor Journal	Getting Started: Self-Assess Your Skills as an Instructional Leader	15:00		<input type="checkbox"/>
	Overview	UNIT 1: LEADING A PROFESSIONAL LEARNING COMMUNITY - HIGH STANDARDS			<input type="checkbox"/>
	EI Video Clip	What conversation techniques are necessary for good conferences?	06:40		<input type="checkbox"/>
	General	Setting Priorities	10:00		<input type="checkbox"/>
	EI Video Assignment	Setting High Expectations as the Instructional Leader - Dr Alvarado	29:00		<input type="checkbox"/>
	EI Video Clip	Effective schools internalize responsibility for student achievement	05:00		<input type="checkbox"/>
	Discussion Board	Principal Panel Discussion	25:00		<input type="checkbox"/>
	Overview	UNIT 2: COLLABORATION AND TEACHER LEADER MENTORSHIP			<input type="checkbox"/>
	General	TEDx- Leadership is a Collaborative Effort	25:00		<input type="checkbox"/>

# Read Overview Materials

- Read the text provided
- If there is an article or file to view, click on it to open in a new tab
- Read the material
- Close the tab to return to the assignment
- Click **Mark Complete** when ready

Learner Dashboard Video Library Course Assignments My Plan Search

Current Assignments Archived Assignments

Overview  
**YOUR COURSE ASSIGNMENTS**

INSTRUCTIONS:

Instructional leadership develops when principals work alongside teachers to provide support and guidance in establishing best practices in teaching. In this course, you will gain new insights into how to increase student achievement by leading a learner centered culture, leveraging teacher leaders and using data to drive decisions.

Complete all activities in this course and keep track of your progress by marking each assignment as complete as you go.

1. Open the file below to view the course outline.
2. After viewing, return to this assignment.
3. Mark complete below >>

Download File PADEPP 2.pdf

Download File PADEPP 2.docx

Mark Complete

Copyright ©2010-2020 Educational Impact. All Rights Reserved.

# Confirm Overview Completion

- Confirm completion by looking for the **green checkmark**



Learner Dashboard					
Video Library					
Course Assignments					
My Plan					
Current Course: PADEPP2 - Instructional Leadership					
If you are enrolled in a course, your assignments are listed below.					
COMPLETE	ASSIGNMENT TYPE	TITLE	EST. TIME min:sec	DUE DATE (If Applicable)	ARCHIVE
✓	Reading	How to complete your assignments	05:00		<input type="checkbox"/>
✓	Overview	YOUR COURSE ASSIGNMENTS			<input type="checkbox"/>
	Instructor Journal	Getting Started: Self-Assess Your Skills as an Instructional Leader	15:00		<input type="checkbox"/>
	Overview	UNIT 1: LEADING A PROFESSIONAL LEARNING COMMUNITY - HIGH STANDARDS			<input type="checkbox"/>
	EI Video Clip	What conversation techniques are necessary for good conferences?	06:40		<input type="checkbox"/>
	General	Setting Priorities	10:00		<input type="checkbox"/>
	EI Video Assignment	Setting High Expectations as the Instructional Leader - Dr Alvarado	29:00		<input type="checkbox"/>
	EI Video Clip	Effective schools internalize responsibility for student achievement	05:00		<input type="checkbox"/>
	Discussion Board	Principal Panel Discussion	25:00		<input type="checkbox"/>
	Overview	UNIT 2: COLLABORATION AND TEACHER LEADER MENTORSHIP			<input type="checkbox"/>
	General	TEDx- Leadership is a Collaborative Effort	25:00		<input type="checkbox"/>



# Completing a Discussion Board

# Open the Discussion Board

- Click the **title** to open the Discussion Board

Learner Dashboard					
Video Library					
Course Assignments					
My Plan					
Current Course: PADEPP2 - Instructional Leadership					
If you are enrolled in a course, your assignments are listed below.					
COMPLETE	ASSIGNMENT TYPE	TITLE	EST. TIME min:sec	DUE DATE (If Applicable)	ARCHIVE
✓	Reading	How to complete your assignments	05:00		<input type="checkbox"/>
✓	Overview	YOUR COURSE ASSIGNMENTS			<input type="checkbox"/>
✓	Instructor Journal	Getting Started: Self-Assess Your Skills as an Instructional Leader	15:00		<input type="checkbox"/>
✓	Overview	UNIT 1: LEADING A PROFESSIONAL LEARNING COMMUNITY - HIGH STANDARDS			<input type="checkbox"/>
✓	EI Video Clip	What conversation techniques are necessary for good conferences?	06:40		<input type="checkbox"/>
✓	General	Setting Priorities	10:00		<input type="checkbox"/>
✓	EI Video Assignment	Setting High Expectations as the Instructional Leader - Dr Alvarado	29:00		<input type="checkbox"/>
✓	EI Video Clip	Effective schools internalize responsibility for student achievement	05:00		<input type="checkbox"/>
	Discussion Board	Principal Panel Discussion	25:00		<input type="checkbox"/>
	Overview	UNIT 2: COLLABORATION AND TEACHER LEADER MENTORSHIP			<input type="checkbox"/>
	General	TEDx- Leadership is a Collaborative Effort	25:00		<input type="checkbox"/>

# Review Discussion Board Materials

EducationalImpact

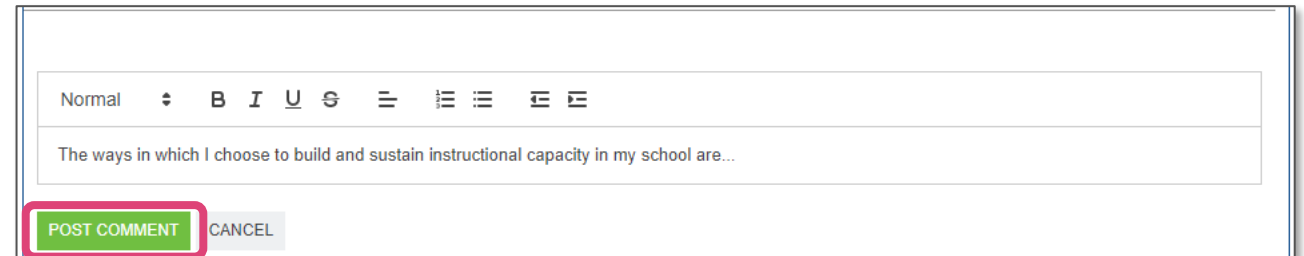
- Read the instructions
- Review attached files and/or videos
- Click **+Add Entry to Discussion** when ready to contribute

The screenshot shows the 'Discussion Board' interface for a 'Principal Panel Discussion'. At the top, there are tabs for 'Learner Dashboard', 'Video Library', 'Course Assignments', and 'My Plan', along with a 'Search' button. Below these are 'Current Assignments' and 'Archived Assignments' tabs. The main content area is titled 'Discussion Board' and 'Principal Panel Discussion'. It includes 'INSTRUCTIONS' for watching video clips and adding entries to the discussion. Three video links are listed: 'Am I an effective instructional leader?', 'Maintaining credibility as an instructional leader', and 'Building & sustaining instructional capacity'. A pink bracket on the left points to the instructions and video links. A pink box highlights the '+Add Entry To Discussion' button. Below the button, there is a section for a user named 'Missy D.' with a timestamp 'May 11, 2022, 2:12 p.m.' and a '+Add Comment' link. At the bottom, there is another '+Add Entry To Discussion' button and a red footer bar with the text 'Copyright ©2010-2020 Educational Impact. All Rights Reserved.'



# Post a Comment

- Type your response
  - **Note:** All learners in the course will be able to view your comments
- Click **Post Comment** when ready
- View Discussion Board comments from classmates, if available



Normal • B I U G ≡ ≡ ≡ ≡ ≡

The ways in which I choose to build and sustain instructional capacity in my school are...

POST COMMENT CANCEL

# Confirm Discussion Board Completion

- Once a post has been entered, the system automatically marks the user complete

Learner Dashboard
Video Library
Course Assignments
My Plan

Current Course: PADEPP2 - Instructional Leadership

If you are enrolled in a course, your assignments are listed below.

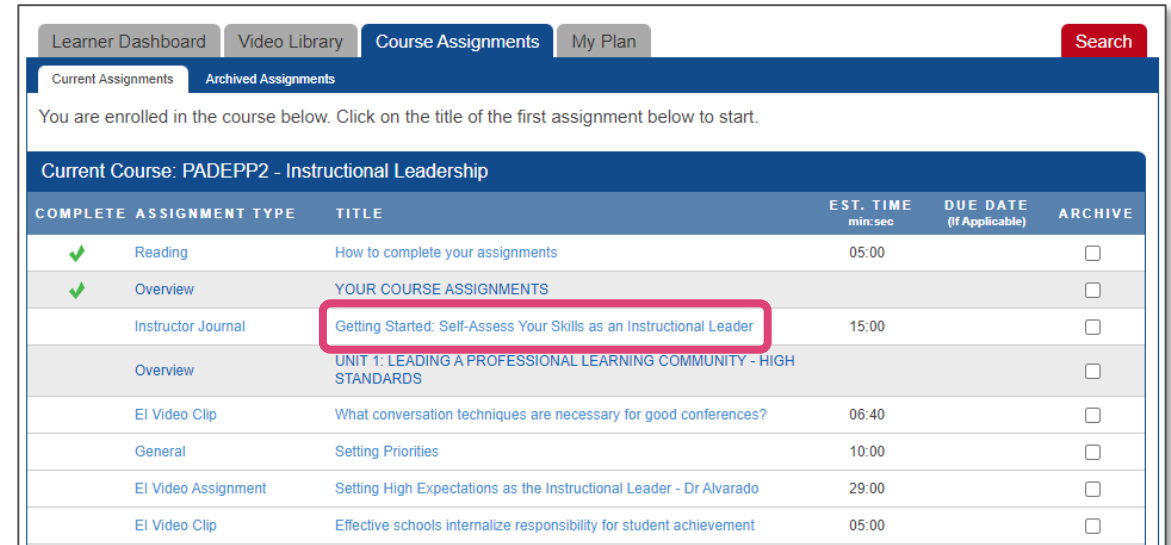
COMPLETE	ASSIGNMENT TYPE	TITLE	EST. TIME min:sec	DUE DATE (If Applicable)	ARCHIVE
✓	Reading	How to complete your assignments	05:00		<input type="checkbox"/>
✓	Overview	YOUR COURSE ASSIGNMENTS			<input type="checkbox"/>
✓	Instructor Journal	Getting Started: Self-Assess Your Skills as an Instructional Leader	15:00		<input type="checkbox"/>
✓	Overview	UNIT 1: LEADING A PROFESSIONAL LEARNING COMMUNITY - HIGH STANDARDS			<input type="checkbox"/>
✓	EI Video Clip	What conversation techniques are necessary for good conferences?	06:40		<input type="checkbox"/>
✓	General	Setting Priorities	10:00		<input type="checkbox"/>
✓	EI Video Assignment	Setting High Expectations as the Instructional Leader - Dr Alvarado	29:00		<input type="checkbox"/>
✓	EI Video Clip	Effective schools internalize responsibility for student achievement	05:00		<input type="checkbox"/>
✓	Discussion Board	Principal Panel Discussion	25:00		<input type="checkbox"/>
	Overview	UNIT 2: COLLABORATION AND TEACHER LEADER MENTORSHIP			<input type="checkbox"/>
	General	TEDx- Leadership is a Collaborative Effort	25:00		<input type="checkbox"/>



# Completing an Instructor Journal

# Open the Instructor Journal

- Click the **title** to open the Instructor Journal



The screenshot shows the 'Current Assignments' tab for the course 'PADEPP2 - Instructional Leadership'. The table lists various assignments, with 'Getting Started: Self-Assess Your Skills as an Instructional Leader' highlighted by a red box.

COMPLETE	ASSIGNMENT TYPE	TITLE	EST. TIME min:sec	DUE DATE (If Applicable)	ARCHIVE
✓	Reading	How to complete your assignments	05:00		<input type="checkbox"/>
✓	Overview	YOUR COURSE ASSIGNMENTS			<input type="checkbox"/>
	Instructor Journal	Getting Started: Self-Assess Your Skills as an Instructional Leader	15:00		<input type="checkbox"/>
	Overview	UNIT 1: LEADING A PROFESSIONAL LEARNING COMMUNITY - HIGH STANDARDS			<input type="checkbox"/>
	EI Video Clip	What conversation techniques are necessary for good conferences?	06:40		<input type="checkbox"/>
	General	Setting Priorities	10:00		<input type="checkbox"/>
	EI Video Assignment	Setting High Expectations as the Instructional Leader - Dr Alvarado	29:00		<input type="checkbox"/>
	EI Video Clip	Effective schools internalize responsibility for student achievement	05:00		<input type="checkbox"/>

# Review Instructor Journal Materials

- Read the text provided
- If there is an article or file to view, click on it to open in a new tab
- Read the material
- Close the tab to return to the assignment

Learner Dashboard Video Library Course Assignments My Plan Search

Current Assignments Archived Assignments

Instructor Journal

## Getting Started: Self-Assess Your Skills as an Instructional Leader

INSTRUCTIONS:

An effective educational leader fosters the academic success and well-being of each student by leading the development and alignment of the organizational, instructional, and assessment strategies that enhance teaching and learning.

To be an exemplary instructional leader a principal must:

- Set and communicate high standards for curricular/instructional quality and student achievement.
- Demonstrate proficiency in analyzing research and assessment data.
- Ensure the use of data from appropriate assessments and educational research to continuously monitor progress and strategically improve instruction in response to ongoing progress monitoring.
- Observe staff and assist in the implementation of effective teaching and assessment strategies to promote student learning.
- Monitor and evaluate the effectiveness of instructional programs and technology to promote the growth of students.
- Collaborate with teachers and staff on a regular basis to promote the preparation of students to live productively in and contribute to the diverse cultural contexts of a global society.

\*\* In the space below, reflect on these 6 skills. Which ones are your strengths? Which ones are areas for growth? Which do you find the most challenging? Based on the criteria for each level of performance, how would you describe your skills in "Instructional Leadership" (attached)

- Exemplary
- Proficient
- Needs improvement
- Unsatisfactory

3. Save and mark complete

[Download File](#) PADEPP Rubric.pdf

Normal B I U S E

Add text here...

[Upload an Attachment](#)

Save Save and Mark Complete

# Complete Instructor Journal

- Type your response
- Click **Save and Mark Complete** when ready

The screenshot shows the 'Instructor Journal' interface. At the top, there are tabs for 'Learner Dashboard', 'Video Library', 'Course Assignments', and 'My Plan'. A 'Search' button is in the top right. Below these is a sub-header 'Current Assignments' and 'Archived Assignments'. The main title is 'Instructor Journal' followed by 'Getting Started: Self-Assess Your Skills as an Instructional Leader'. Under 'INSTRUCTIONS:', it describes the role of an effective educational leader and lists six skills. A pink bracket on the left groups the 'Normal' text formatting options (bold, italic, underline, strikethrough, bulleted list, numbered list, indent, outdent). A large pink arrow points down to the 'Save and Mark Complete' button at the bottom right. The 'Save' button is also visible next to it. There is an 'Upload an Attachment' button and a 'Download File' button for 'PADEPP Rubric.pdf'.

# Confirm Instructor Journal Completion

- Confirm completion by looking for the **green checkmark**



Learner Dashboard Video Library Course Assignments My Plan Search					
Current Assignments Archived Assignments					
You are enrolled in the course below. Click on the title of the first assignment below to start.					
Current Course: PADEPP2 - Instructional Leadership					
COMPLETE	ASSIGNMENT TYPE	TITLE	EST. TIME min:sec	DUE DATE (If Applicable)	ARCHIVE
✓	Reading	How to complete your assignments	05:00		<input type="checkbox"/>
✓	Overview	YOUR COURSE ASSIGNMENTS			<input type="checkbox"/>
✓	Instructor Journal	Getting Started: Self-Assess Your Skills as an Instructional Leader	15:00		<input type="checkbox"/>
	Overview	UNIT 1: LEADING A PROFESSIONAL LEARNING COMMUNITY - HIGH STANDARDS			<input type="checkbox"/>
	El Video Clip	What conversation techniques are necessary for good conferences?	06:40		<input type="checkbox"/>
	General	Setting Priorities	10:00		<input type="checkbox"/>
	El Video Assignment	Setting High Expectations as the Instructional Leader - Dr Alvarado	29:00		<input type="checkbox"/>
	El Video Clip	Effective schools internalize responsibility for student achievement	05:00		<input type="checkbox"/>



# Completing an EI Video Clip



# Open the EI Video Clip

- Click the **title** to open the EI Video Clip

Learner Dashboard					
Video Library					
Course Assignments					
My Plan					
Current Course: PADEPP2 - Instructional Leadership					
If you are enrolled in a course, your assignments are listed below.					
COMPLETE	ASSIGNMENT TYPE	TITLE	EST. TIME min:sec	DUE DATE (If Applicable)	ARCHIVE
✓	Reading	How to complete your assignments	05:00		<input type="checkbox"/>
✓	Overview	YOUR COURSE ASSIGNMENTS			<input type="checkbox"/>
✓	Instructor Journal	Getting Started: Self-Assess Your Skills as an Instructional Leader	15:00		<input type="checkbox"/>
✓	Overview	UNIT 1: LEADING A PROFESSIONAL LEARNING COMMUNITY - HIGH STANDARDS			<input type="checkbox"/>
✓	EI Video Clip	What conversation techniques are necessary for good conferences?	06:40		<input type="checkbox"/>
✓	General	Setting Priorities	10:00		<input type="checkbox"/>
✓	EI Video Assignment	Setting High Expectations as the Instructional Leader - Dr Alvarado	29:00		<input type="checkbox"/>
	EI Video Clip	Effective schools internalize responsibility for student achievement	05:00		<input type="checkbox"/>
	Discussion Board	Principal Panel Discussion	25:00		<input type="checkbox"/>

# Watch the EI Video Clip

- Click **Play**
- Watch the entire clip from **start to finish**
  - **Note:** If you do watch until the very end, you will not earn completion credit
- Click the **Course Assignments** tab to return to your course

2

Learner Dashboard Video Library Program Menu **Course Assignments** My Plan Search

Module 4: Effective Coaching Skills  
Topic A: Building Conferencing Skills / A Questionable Conference | 22 min  
Quick Navigation: How NOT to conduct a pre and post-conference: A Dramatization | 07:50

How NOT to conduct a pre and post-conference: A Dramatization

Effective Coaching Skills: Having Meaningful Professional Conversations with Your Teachers  
Building Conferencing Skills

1

0:00 / 7:47

Beginning of Program Speaker Bio Video Transcript Next →

Section Navigation

1. How NOT to conduct a pre and post-conference: A Dramatization | 07:50
2. What conversation techniques are necessary for good conferences? | 06:40
3. How to use conferences to elicit teacher thinking | 06:40

Copyright ©2010-2020 Educational Impact. All Rights Reserved.

# Confirm EI Video Clip Completion

- Confirm completion by looking for the **green checkmark**

Learner Dashboard Video Library Course Assignments My Plan					
Current Course: PADEPP2 - Instructional Leadership					
If you are enrolled in a course, your assignments are listed below.					
COMPLETE	ASSIGNMENT TYPE	TITLE	EST. TIME min:sec	DUE DATE (If Applicable)	ARCHIVE
✓	Reading	How to complete your assignments	05:00		<input type="checkbox"/>
✓	Overview	YOUR COURSE ASSIGNMENTS			<input type="checkbox"/>
✓	Instructor Journal	Getting Started: Self-Assess Your Skills as an Instructional Leader	15:00		<input type="checkbox"/>
✓	Overview	UNIT 1: LEADING A PROFESSIONAL LEARNING COMMUNITY - HIGH STANDARDS			<input type="checkbox"/>
✓	EI Video Clip	What conversation techniques are necessary for good conferences?	06:40		<input type="checkbox"/>
✓	General	Setting Priorities	10:00		<input type="checkbox"/>
✓	EI Video Assignment	Setting High Expectations as the Instructional Leader - Dr Alvarado	29:00		<input type="checkbox"/>
✓	EI Video Clip	Effective schools internalize responsibility for student achievement	05:00		<input type="checkbox"/>
	Discussion Board	Principal Panel Discussion	25:00		<input type="checkbox"/>





# Completing an EI Video Assignment

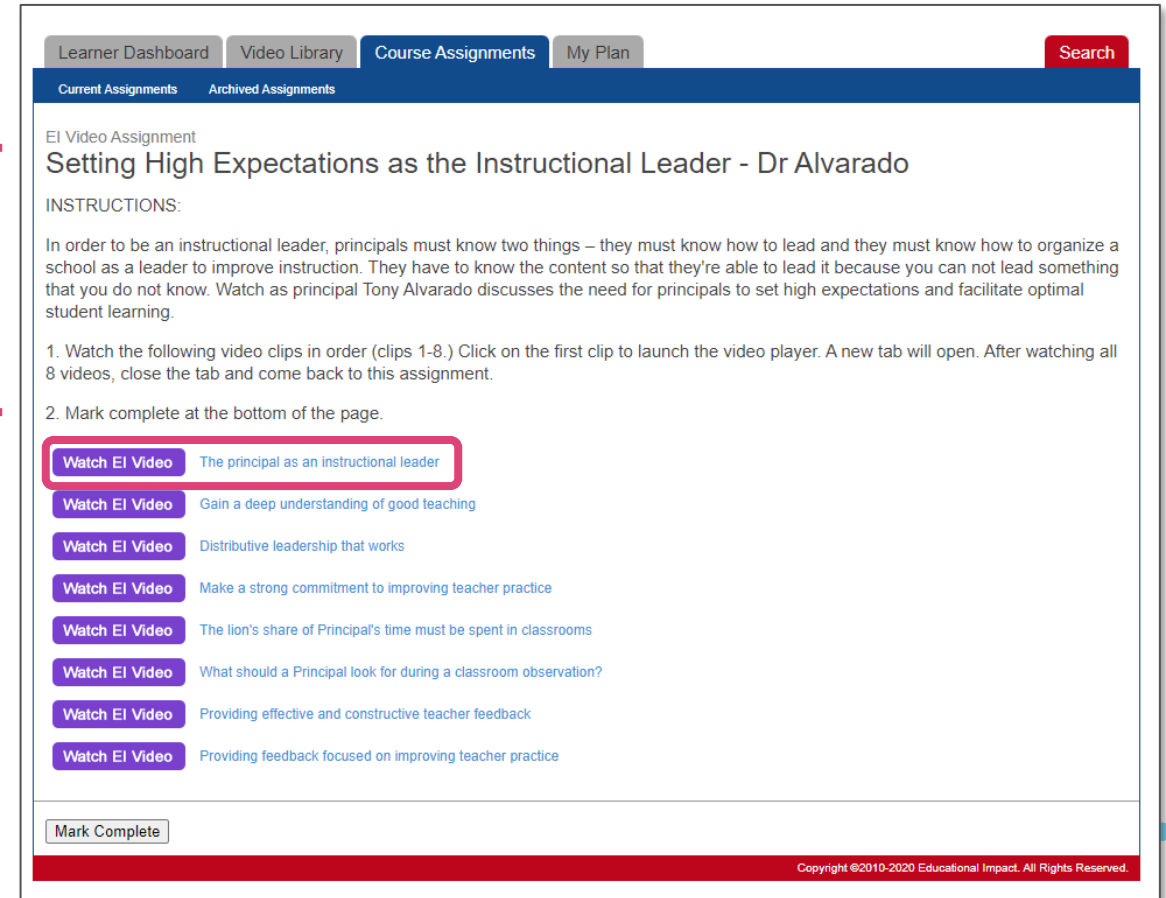
# Open the EI Video Assignment

- Click the **title** to open the EI Video Assignment

Learner Dashboard					
Video Library					
Course Assignments					
My Plan					
Current Course: PADEPP2 - Instructional Leadership					
If you are enrolled in a course, your assignments are listed below.					
COMPLETE	ASSIGNMENT TYPE	TITLE	EST. TIME min:sec	DUE DATE (If Applicable)	ARCHIVE
✓	Reading	How to complete your assignments	05:00		<input type="checkbox"/>
✓	Overview	YOUR COURSE ASSIGNMENTS			<input type="checkbox"/>
✓	Instructor Journal	Getting Started: Self-Assess Your Skills as an Instructional Leader	15:00		<input type="checkbox"/>
✓	Overview	UNIT 1: LEADING A PROFESSIONAL LEARNING COMMUNITY - HIGH STANDARDS			<input type="checkbox"/>
✓	EI Video Clip	What conversation techniques are necessary for good conferences?	06:40		<input type="checkbox"/>
✓	General	Setting Priorities	10:00		<input type="checkbox"/>
	EI Video Assignment	Setting High Expectations as the Instructional Leader - Dr Alvarado	29:00		<input type="checkbox"/>
	EI Video Clip	Effective schools internalize responsibility for student achievement	05:00		<input type="checkbox"/>
	Discussion Board	Principal Panel Discussion	25:00		<input type="checkbox"/>

# Review the EI Video Assignment

- Read the text provided
- Review the list of videos
- Click the **title** to open the video player



The screenshot shows the 'Course Assignments' tab in the PowerSchool interface. The assignment is titled 'EI Video Assignment Setting High Expectations as the Instructional Leader - Dr Alvarado'. It includes instructions for watching 8 video clips in order. A list of video titles is provided, each with a 'Watch EI Video' button. The first item, 'The principal as an instructional leader', is highlighted with a red box. At the bottom of the list is a 'Mark Complete' button. The footer of the page reads 'Copyright ©2010-2020 Educational Impact. All Rights Reserved.'

Learner Dashboard Video Library Course Assignments My Plan Search

Current Assignments Archived Assignments

EI Video Assignment  
Setting High Expectations as the Instructional Leader - Dr Alvarado

INSTRUCTIONS:

In order to be an instructional leader, principals must know two things – they must know how to lead and they must know how to organize a school as a leader to improve instruction. They have to know the content so that they're able to lead it because you can not lead something that you do not know. Watch as principal Tony Alvarado discusses the need for principals to set high expectations and facilitate optimal student learning.

1. Watch the following video clips in order (clips 1-8.) Click on the first clip to launch the video player. A new tab will open. After watching all 8 videos, close the tab and come back to this assignment.

2. Mark complete at the bottom of the page.

Watch EI Video The principal as an instructional leader

Watch EI Video Gain a deep understanding of good teaching

Watch EI Video Distributive leadership that works

Watch EI Video Make a strong commitment to improving teacher practice

Watch EI Video The lion's share of Principal's time must be spent in classrooms

Watch EI Video What should a Principal look for during a classroom observation?

Watch EI Video Providing effective and constructive teacher feedback

Watch EI Video Providing feedback focused on improving teacher practice

Mark Complete

Copyright ©2010-2020 Educational Impact. All Rights Reserved.

# Watch the EI Videos

- Watch the video
- If you have been assigned a sequence of videos, click **Next** to move through the playlist
- When ready, click the **Course Assignments** tab to return to the assignments list

2

Learner Dashboard Video Library Program Menu **Course Assignments** My Plan Search

Module 4: STANDARD 3 - Demand Content and Instruction that Ensure Student Achievement  
Topic A: Expert | 60 min  
Quick Navigation: The principal as an instructional leader | 04:00

The principal as an instructional leader

0:00 / 4:00

Beginning of Program Speaker Bio Video Transcript **Next →** 1

Section Navigation

1. ▶ The principal as an instructional leader | 04:00
2. Gain a deep understanding of good teaching | 03:25
3. Distributive leadership that works | 02:00
4. Make a strong commitment to improving teacher practice | 02:20
5. The lion's share of Principal's time must be spent in classrooms | 05:20
6. What should a Principal look for during a classroom observation? | 04:40
7. Providing effective and constructive teacher feedback | 02:55
8. Providing feedback focused on improving teacher practice | 03:50

Handouts

Looking at Teacher Work: Standards in Practice (168K)

Activities

Activity: Self Assessment Student Achievement (260K)



# Reopen the EI Video Assignment

- Click the **title** to open the EI Video Assignment again

Learner Dashboard Video Library Course Assignments My Plan					
Current Course: PADEPP2 - Instructional Leadership					
If you are enrolled in a course, your assignments are listed below.					
COMPLETE	ASSIGNMENT TYPE	TITLE	EST. TIME min:sec	DUE DATE (If Applicable)	ARCHIVE
✓	Reading	How to complete your assignments	05:00		<input type="checkbox"/>
✓	Overview	YOUR COURSE ASSIGNMENTS			<input type="checkbox"/>
✓	Instructor Journal	Getting Started: Self-Assess Your Skills as an Instructional Leader	15:00		<input type="checkbox"/>
✓	Overview	UNIT 1: LEADING A PROFESSIONAL LEARNING COMMUNITY - HIGH STANDARDS			<input type="checkbox"/>
✓	EI Video Clip	What conversation techniques are necessary for good conferences?	06:40		<input type="checkbox"/>
✓	General	Setting Priorities	10:00		<input type="checkbox"/>
	EI Video Assignment	Setting High Expectations as the Instructional Leader - Dr Alvarado	29:00		<input type="checkbox"/>
	EI Video Clip	Effective schools internalize responsibility for student achievement	05:00		<input type="checkbox"/>
	Discussion Board	Principal Panel Discussion	25:00		<input type="checkbox"/>



# Complete the EI Video Assignment

- Click **Mark Complete** when you have viewed all videos in the series

Learner Dashboard Video Library Course Assignments My Plan Search

Current Assignments Archived Assignments

EI Video Assignment  
Setting High Expectations as the Instructional Leader - Dr Alvarado

INSTRUCTIONS:

In order to be an instructional leader, principals must know two things – they must know how to lead and they must know how to organize a school as a leader to improve instruction. They have to know the content so that they're able to lead it because you can not lead something that you do not know. Watch as principal Tony Alvarado discusses the need for principals to set high expectations and facilitate optimal student learning.

1. Watch the following video clips in order (clips 1-8.) Click on the first clip to launch the video player. A new tab will open. After watching all 8 videos, close the tab and come back to this assignment.
2. Mark complete at the bottom of the page.

Watch EI Video The principal as an instructional leader

Watch EI Video Gain a deep understanding of good teaching

Watch EI Video Distributive leadership that works

Watch EI Video Make a strong commitment to improving teacher practice

Watch EI Video The lion's share of Principal's time must be spent in classrooms

Watch EI Video What should a Principal look for during a classroom observation?

Watch EI Video Providing effective and constructive teacher feedback

Watch EI Video Providing feedback focused on improving teacher practice

Mark Complete

Copyright ©2010-2020 Educational Impact. All Rights Reserved.

# Confirm Video Assignment Completion

- Confirm completion by looking for the **green checkmark**

Learner Dashboard
Video Library
Course Assignments
My Plan

Current Course: PADEPP2 - Instructional Leadership

If you are enrolled in a course, your assignments are listed below.

COMPLETE	ASSIGNMENT TYPE	TITLE	EST. TIME min:sec	DUE DATE (If Applicable)	ARCHIVE
✓	Reading	How to complete your assignments	05:00		<input type="checkbox"/>
✓	Overview	YOUR COURSE ASSIGNMENTS			<input type="checkbox"/>
✓	Instructor Journal	Getting Started: Self-Assess Your Skills as an Instructional Leader	15:00		<input type="checkbox"/>
✓	Overview	UNIT 1: LEADING A PROFESSIONAL LEARNING COMMUNITY - HIGH STANDARDS			<input type="checkbox"/>
✓	EI Video Clip	What conversation techniques are necessary for good conferences?	06:40		<input type="checkbox"/>
✓	General	Setting Priorities	10:00		<input type="checkbox"/>
✓	EI Video Assignment	Setting High Expectations as the Instructional Leader - Dr Alvarado	29:00		<input type="checkbox"/>
	EI Video Clip	Effective schools internalize responsibility for student achievement	05:00		<input type="checkbox"/>
	Discussion Board	Principal Panel Discussion	25:00		<input type="checkbox"/>



# Completing a General/Writing Assignment

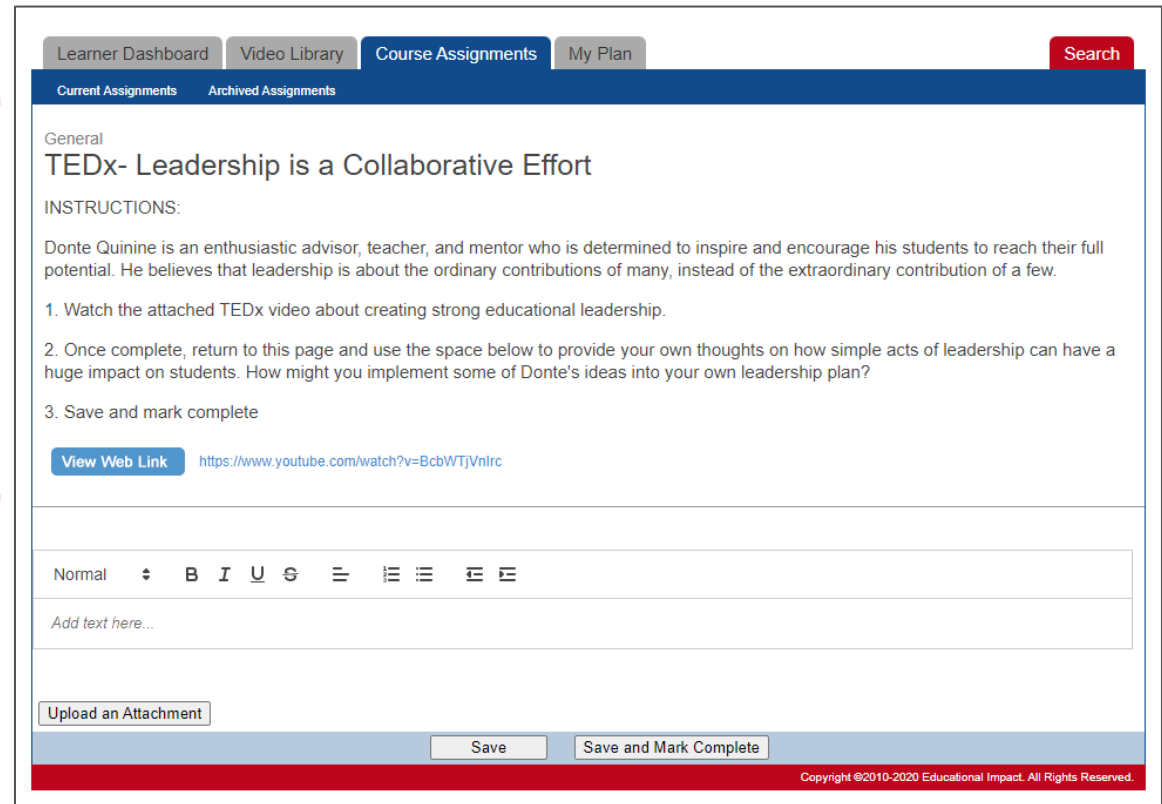
# Open General/Writing Assignment

- Click the **title** to open the General assignment

Learner Dashboard Video Library Course Assignments My Plan					
Current Course: PADEPP2 - Instructional Leadership					
If you are enrolled in a course, your assignments are listed below.					
COMPLETE	ASSIGNMENT TYPE	TITLE	EST. TIME min:sec	DUE DATE (If Applicable)	ARCHIVE
✓	Reading	How to complete your assignments	05:00		<input type="checkbox"/>
✓	Overview	YOUR COURSE ASSIGNMENTS			<input type="checkbox"/>
✓	Instructor Journal	Getting Started: Self-Assess Your Skills as an Instructional Leader	15:00		<input type="checkbox"/>
✓	Overview	UNIT 1: LEADING A PROFESSIONAL LEARNING COMMUNITY - HIGH STANDARDS			<input type="checkbox"/>
✓	EI Video Clip	What conversation techniques are necessary for good conferences?	06:40		<input type="checkbox"/>
✓	General	Setting Priorities	10:00		<input type="checkbox"/>
✓	EI Video Assignment	Setting High Expectations as the Instructional Leader - Dr Alvarado	29:00		<input type="checkbox"/>
✓	EI Video Clip	Effective schools internalize responsibility for student achievement	05:00		<input type="checkbox"/>
✓	Discussion Board	Principal Panel Discussion	25:00		<input type="checkbox"/>
✓	Overview	UNIT 2: COLLABORATION AND TEACHER LEADER MENTORSHIP			<input type="checkbox"/>
	General	TEDx- Leadership is a Collaborative Effort	25:00		<input type="checkbox"/>

# Review General/Writing Assignment Materials

- Read the text provided
- If there is an article or file to view, click on it to open in a new tab
- Read the material
- Close the tab to return to the assignment



The screenshot shows the 'Course Assignments' tab in the PowerSchool interface. The assignment is titled 'General TEDx- Leadership is a Collaborative Effort'. The instructions are as follows:

INSTRUCTIONS:

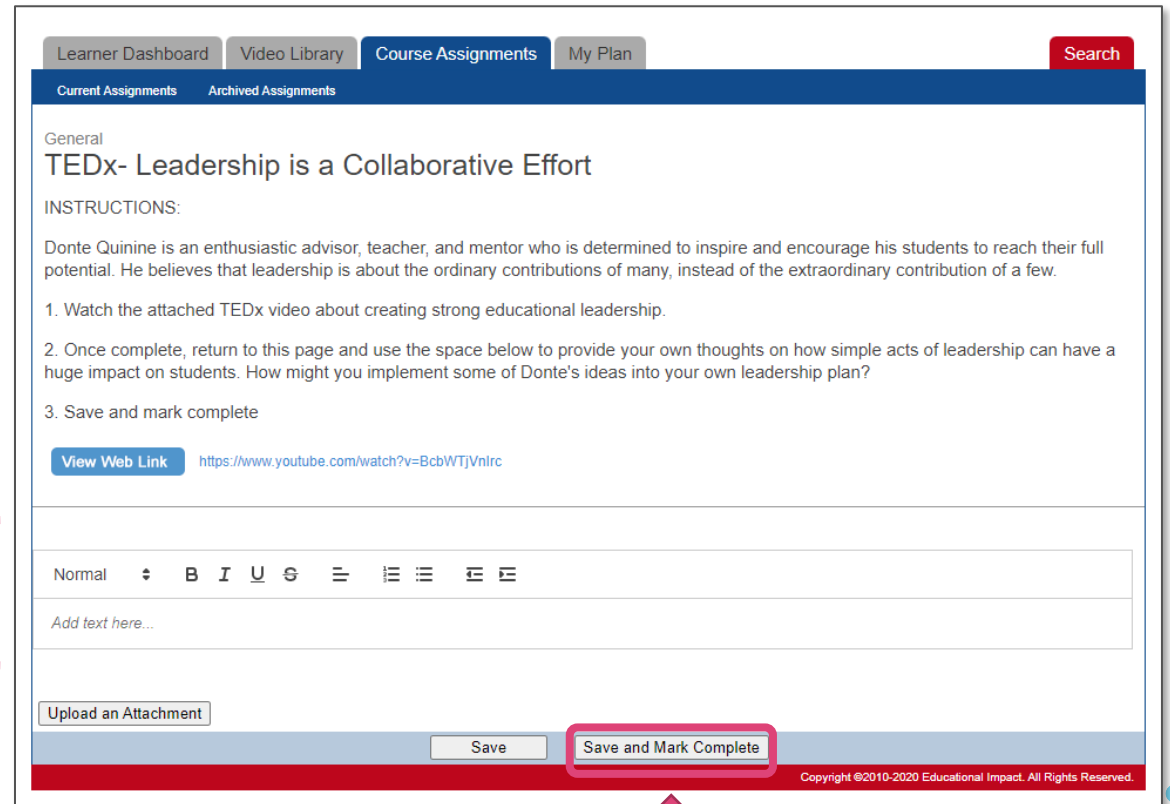
Donte Quinine is an enthusiastic advisor, teacher, and mentor who is determined to inspire and encourage his students to reach their full potential. He believes that leadership is about the ordinary contributions of many, instead of the extraordinary contribution of a few.

1. Watch the attached TEDx video about creating strong educational leadership.
2. Once complete, return to this page and use the space below to provide your own thoughts on how simple acts of leadership can have a huge impact on students. How might you implement some of Donte's ideas into your own leadership plan?
3. Save and mark complete

Below the instructions, there is a 'View Web Link' button and the URL <https://www.youtube.com/watch?v=BcbWTjVnIrc>. The form includes a rich text editor with a toolbar (Normal, Bold, Italic, Underline, Strikethrough, Bulleted List, Numbered List, Indent, Outdent) and a text area with the placeholder 'Add text here...'. At the bottom, there is an 'Upload an Attachment' button, a 'Save' button, and a 'Save and Mark Complete' button. The footer of the page reads 'Copyright ©2010-2020 Educational Impact. All Rights Reserved.'

# Complete General/Writing Assignment

- Type your response
- Click **Save and Mark Complete** when ready



The screenshot shows the 'Course Assignments' tab in the PowerSchool interface. The assignment is titled 'General TEDx- Leadership is a Collaborative Effort'. The instructions are as follows:

INSTRUCTIONS:

Donte Quinine is an enthusiastic advisor, teacher, and mentor who is determined to inspire and encourage his students to reach their full potential. He believes that leadership is about the ordinary contributions of many, instead of the extraordinary contribution of a few.

1. Watch the attached TEDx video about creating strong educational leadership.
2. Once complete, return to this page and use the space below to provide your own thoughts on how simple acts of leadership can have a huge impact on students. How might you implement some of Donte's ideas into your own leadership plan?
3. Save and mark complete

Below the instructions is a 'View Web Link' button with the URL <https://www.youtube.com/watch?v=BcbWTjVnlrc>.

Below the link is a text editor with a toolbar containing 'Normal', 'B', 'I', 'U', 'S', 'List', 'Link', and 'Unlink' options. The text area contains the placeholder 'Add text here...'. Below the text editor is an 'Upload an Attachment' button.

At the bottom of the form are two buttons: 'Save' and 'Save and Mark Complete'. The 'Save and Mark Complete' button is highlighted with a red box, and a red arrow points to it from below. A red bracket is also visible on the left side of the text editor area.

Copyright ©2010-2020 Educational Impact. All Rights Reserved.

# Confirm General/Writing Assignment Completion

- Confirm completion by looking for the **green checkmark**

Learner Dashboard Video Library Course Assignments My Plan					
Current Course: PADEPP2 - Instructional Leadership					
If you are enrolled in a course, your assignments are listed below.					
COMPLETE	ASSIGNMENT TYPE	TITLE	EST. TIME min:sec	DUE DATE (If Applicable)	ARCHIVE
✓	Reading	How to complete your assignments	05:00		<input type="checkbox"/>
✓	Overview	YOUR COURSE ASSIGNMENTS			<input type="checkbox"/>
✓	Instructor Journal	Getting Started: Self-Assess Your Skills as an Instructional Leader	15:00		<input type="checkbox"/>
✓	Overview	UNIT 1: LEADING A PROFESSIONAL LEARNING COMMUNITY - HIGH STANDARDS			<input type="checkbox"/>
✓	EI Video Clip	What conversation techniques are necessary for good conferences?	06:40		<input type="checkbox"/>
✓	General	Setting Priorities	10:00		<input type="checkbox"/>
✓	EI Video Assignment	Setting High Expectations as the Instructional Leader - Dr Alvarado	29:00		<input type="checkbox"/>
✓	EI Video Clip	Effective schools internalize responsibility for student achievement	05:00		<input type="checkbox"/>
✓	Discussion Board	Principal Panel Discussion	25:00		<input type="checkbox"/>
✓	Overview	UNIT 2: COLLABORATION AND TEACHER LEADER MENTORSHIP			<input type="checkbox"/>
✓	General	TEDx- Leadership is a Collaborative Effort	25:00		<input type="checkbox"/>



# Completing an Assessment



# Open Assessment

- Click the **title** to open the Assessment

Learner Dashboard

Video Library

Course Assignments

My Plan

Search

Current Course: 6 Accommodations for Students with Dyslexia

If you are enrolled in a course, your assignments are listed below.

COMPLETE	ASSIGNMENT TYPE	TITLE	EST. TIME min:sec	DUE DATE (If Applicable)	ARCHIVE
✓	Reading	How to complete your course assignments	00:00		<input type="checkbox"/>
✓	Overview	COURSE DESCRIPTION			<input type="checkbox"/>
✓	Instructor Journal	Getting Started	15:00		<input type="checkbox"/>
✓	Overview	Strategy 1: Reading Accommodations			<input type="checkbox"/>
✓	Instructor Journal	Dyslexia for a Day Reading Simulation	20:00		<input type="checkbox"/>
✓	General	Use Auditory Accommodations	10:00		<input type="checkbox"/>
✓	Discussion Board	There's an App for That	10:00		<input type="checkbox"/>
✓	Overview	Strategy 2: Spelling Accommodations			<input type="checkbox"/>
✓	Discussion Board	Grade content vs spelling	05:00		<input type="checkbox"/>
✓	Overview	Strategy 3: Writing Accommodations			<input type="checkbox"/>
✓	Instructor Journal	Dyslexia for a Day Writing Simulation	15:00		<input type="checkbox"/>
✓	Discussion Board	Top tips for Note-taking	10:00		<input type="checkbox"/>
✓	General	Cornell Note Taking Method	10:00		<input type="checkbox"/>
✓	Overview	Strategy 5: Test Accommodations			<input type="checkbox"/>
✓	Instructor Journal	Common Test Accommodations	05:00		<input type="checkbox"/>
✓	Discussion Board	Alternative Assessments	05:00		<input type="checkbox"/>
✓	Overview	Strategy 6: Reduction of Homework			<input type="checkbox"/>
✓	Discussion Board	Reduction of Workload	05:00		<input type="checkbox"/>
✓	Instructor Journal	Reasonable Homework Expectations	10:00		<input type="checkbox"/>
✓	Overview	WRAP UP			<input type="checkbox"/>
✓	Instructor Journal	Choosing Accommodations/Modifications Wisely: Checklist	15:00		<input type="checkbox"/>
	EI Assessment	Assessment: EI-nj6	20:00		<input type="checkbox"/>
	Reading	Rate this course*	00:00		<input type="checkbox"/>

View All Assignments

Progress

Track your PD hours. Monitor Courses completed and Programs watched.

Getting Started

Get up to speed on the new platform by watching this 10 minute tutorial.

Help

Additional assistance for participants. [Learn More »](#)

# Taking an Assessment

- There may be 10-20 questions in your assessment
- Answer each question

Learner Dashboard

Video Library

Program Menu

Course Assignments

My Plan

Search

**Topic K: INSTRUCTION 11: Thinking**

1 / 20

What happens during the second phase of the Compare and Contrast Strategy?

☐ A. The teacher selects two items to compare, identifies the criteria, and then students describe each item separately.

☐ B. The students describe one item in detail, draw a picture of that item, and then write a brief essay on that item.

☐ C. The teacher selects a graphic organizer and has students identify similarities and differences between two items.

☐ D. The teacher provides students with a theme, student write for five minutes on that theme, and then exchange products to compare each others' work.

☐ E. All of the above

Submit Answer

# Finishing an Assessment

- When you finish, you will see feedback about how many answers were correct / incorrect
- When you achieve **80% correct**, the system will automatically mark the assessment complete
  - **Note:** You cannot mark this as complete until you master the assessment.
  - **Note:** You may complete the assessment more than once.

[Learner Dashboard](#) [Video Library](#) [Program Menu](#) [Course Assignments](#)

---

## Collaborative School Leadership

---

### Results

You got 5 out of 10 correct.  
If you would like to retry the test [click here](#).  
To return to this program's menu, click on the Program Menu tab.  
To return to your list of course assignments, click on the Course Assignments

---

**Question 1:**  
Once you have completed your whole goal setting list, what is the next helpful step?  
**You chose C.**  
*The correct answer was 'E. To sequence and prioritize the list.'*

**Question 2:**  
By developing relationships with staff and community, school leaders can cultivate  
*Correct! 'D. Increasing trust, value and respect.'*

**Question 3:**  
How can teams be more successful in reaching common goals?  
*Correct! 'E. By embracing creativity.'*

# Confirm Assessment Completion

- Confirm completion by looking for the **green checkmark**

Learner Dashboard						Search	
Current Course: 6 Accommodations for Students with Dyslexia						Progress	
If you are enrolled in a course, your assignments are listed below.						Track your PD hours. Monitor Courses completed and Programs watched.	
COMPLETE	ASSIGNMENT TYPE	TITLE	EST. TIME min: sec	DUE DATE (if Applicable)	ARCHIVE	Getting Started	
✓	Reading	How to complete your course assignments	00:00		<input type="checkbox"/>	Get up to speed on the new platform by watching this 10 minute tutorial.	
✓	Overview	COURSE DESCRIPTION			<input type="checkbox"/>	Help	
✓	Instructor Journal	Getting Started	15:00		<input type="checkbox"/>	Additional assistance for participants. <a href="#">Learn More »</a>	
✓	Overview	Strategy 1: Reading Accommodations			<input type="checkbox"/>		
✓	Instructor Journal	Dyslexia for a Day Reading Simulation	20:00		<input type="checkbox"/>		
✓	General	Use Auditory Accommodations	10:00		<input type="checkbox"/>		
✓	Discussion Board	There's an App for That	10:00		<input type="checkbox"/>		
✓	Overview	Strategy 2: Spelling Accommodations			<input type="checkbox"/>		
✓	Discussion Board	Grade content vs spelling	05:00		<input type="checkbox"/>		
✓	Overview	Strategy 3: Writing Accommodations			<input type="checkbox"/>		
✓	Instructor Journal	Dyslexia for a Day Writing Simulation	15:00		<input type="checkbox"/>		
✓	Discussion Board	Top tips for Note-taking	10:00		<input type="checkbox"/>		
✓	General	Cornell Note Taking Method	10:00		<input type="checkbox"/>		
✓	Overview	Strategy 5: Test Accommodations			<input type="checkbox"/>		
✓	Instructor Journal	Common Test Accommodations	05:00		<input type="checkbox"/>		
✓	Discussion Board	Alternative Assessments	05:00		<input type="checkbox"/>		
✓	Overview	Strategy 6: Reduction of Homework			<input type="checkbox"/>		
✓	Discussion Board	Reduction of Workload	05:00		<input type="checkbox"/>		
✓	Instructor Journal	Reasonable Homework Expectations	10:00		<input type="checkbox"/>		
✓	Overview	WRAP UP			<input type="checkbox"/>		
✓	Instructor Journal	Choosing Accommodations/Modifications Wisely: Checklist	15:00		<input type="checkbox"/>		
✓	EI Assessment	Assessment: EI-nj6	20:00		<input type="checkbox"/>		
	Reading	Rate this course*	00:00		<input type="checkbox"/>		
View All Assignments							



# FAQs / Troubleshooting

# I finished the course assignments, but I don't see the credit on my transcript.

- The learner has not checked something off as complete.
- The learner has archived an assignment. Click on the Assignments tab and then click on the “Archived” assignments to see if there are any assignments in there. If so, unarchive them.
- The learner has not mastered the assessment – it will be marked complete automatically when 80% mastery is achieved
- The learner has not watched an “EI Video Clip” all the way to the end. It will be marked complete automatically when the clip is watched in one sitting.
- If none of these steps resolve the problem, please reach out to your district technical contact for support.

# How do I mark the EI Assessment complete?

- You cannot manually mark the Assessment complete.
- Instead, the system marks the Assessment complete automatically when the user reaches at least 80% correct.

# How do I mark the EI Video Clip complete?

- You cannot manually mark the EI Video Clips complete.
- Instead, the system marks the Video Clips complete automatically when the user watches the entire clip from start to finish.
- These are different from “EI Video Assignments” which are used to assign multiple clips and can be marked complete by the learner.



# I encountered a dead link inside one of the assignments. What do I do?

- On occasion, links to articles/videos from 3rd party websites are moved or updated.
- Ed Impact does not control those links as they are to websites like Edutopia, TED Talks, Understood, etc.
- Ed Impact's instructional design team will respond immediately to dead links and update the assignment quickly.
- Please email [support@educationalimpact.com](mailto:support@educationalimpact.com) if you encounter dead links.