

Educator: Student Growth & Professional Goals

SCLead.org has the option to record Student Growth and Professional Goals data for educators evaluated under Expanded ADEPT. The use of the SLO worksheets in SCLead.org is a district level decision; however, each educator will need an SLO rating provided in the evaluation results. Here are instructions for an educator to enter SLO data in SCLead.org.

Educators can enter more than one Student Learning Objective. The educator can also enter the data for a separate Professional Goal, if required. Each goal will have a signature option for preliminary, mid-course, and summative conferences.

Please note, the SLO data can be entered after the Evaluation Orientation has been signed by the educator.

Step 1: Access Evaluation record for the current academic year. There are two ways to access evaluation records.

Option 1 – Step 1: From the homepage, click **View full profile** in the **My Profile** box.

SOUTH CAROLINA DEPARTMENT OF EDUCATION
ed.sc.gov

Help Account Logout
teacher1@sweetgrass1294.elementary.org
Testing Dashboard

Home Evaluations

Home

Announcements

6/21/2018
SCLead was updated with many small enhancements and fixes.
Some highlights: (1) Districts & Schools: Organized Staff Records into Evaluated, Non-Evaluated, & Inactive tabs, (2) added Evaluation Level to search filters, (3) Integrate NIET Evaluator Credentials into nightly upload, (4) PADEPP Goal Name changed to "SMART Goal", (5) default the Observer to the current user, (6) data is now validated on results and prevents signature if not provided, (6) added LOA as a contract level options, (7) signing the Results page now makes it un-editable, (7) Superintendent/DA can sign all completed evaluation's Annual Assurances forms, (8) Principal's can create observations and close out all other evaluation components.

5/23/2018
Welcome to SCLead.org! SCLead.org will allow classroom-based teachers and administrators to access the South Carolina Teaching Standards 4.0 rubric and will fully integrate classroom observations, data collection, and teacher

My Profile

CID
856957
Username
teacher1@sweetgrass1294.elementary.org
Current Employment
Educator @ Sweetgrass1294 Elementary School
[View full profile](#)

Correction

Option 1 – Step 2: Click **Details** for the evaluation for the current academic year.

Home Evaluations

Teacher1 (Elementary) Sweetgrass1294

Educator Profile

Profile

ADDITIONAL
Education
Training

LICENSURE
Experience
Employment
Certification

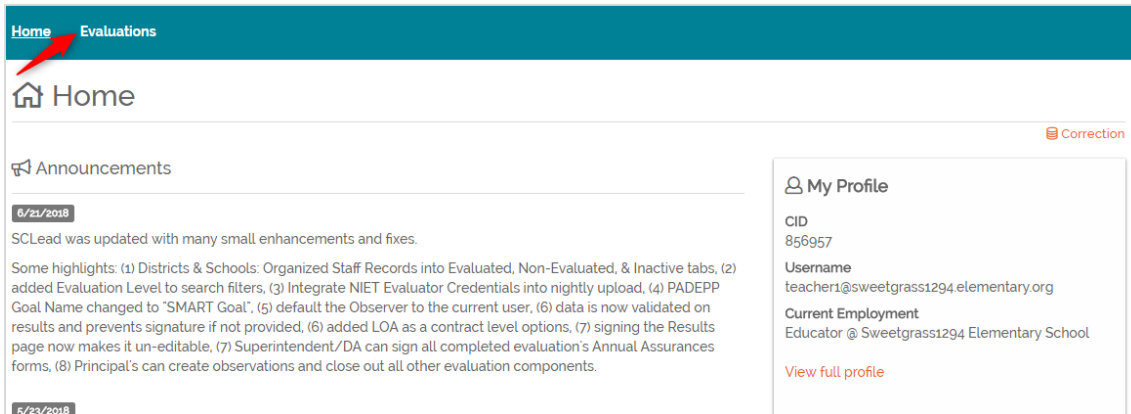
Teacher1 (Elementary) Sweetgrass1294
856957

Evaluations

Year	District	Model	Type	Level	
2018-2019	Sweetgrass1294 County School District	Expanded ADEPT (SCTS)	Classroom-Based Teacher	Unknown	Details

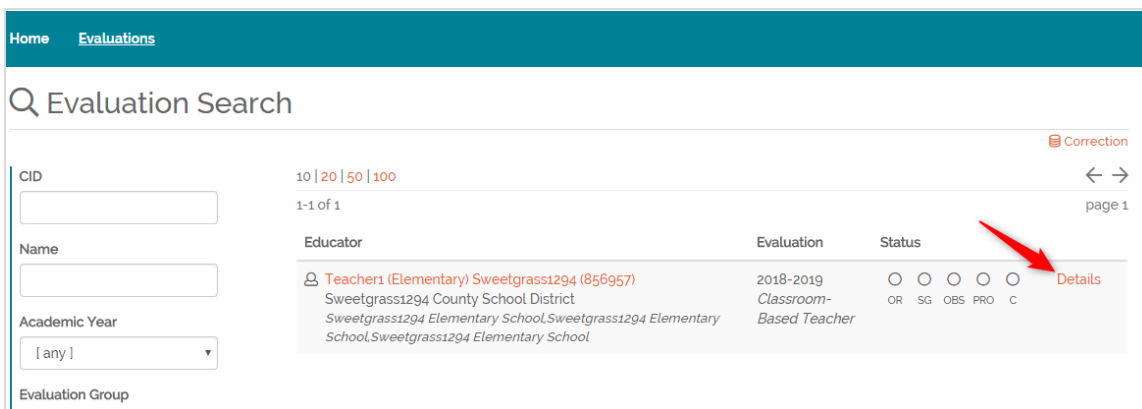
Correction

Option 2 – Step 1: Click **Evaluations** from the navigation menu bar



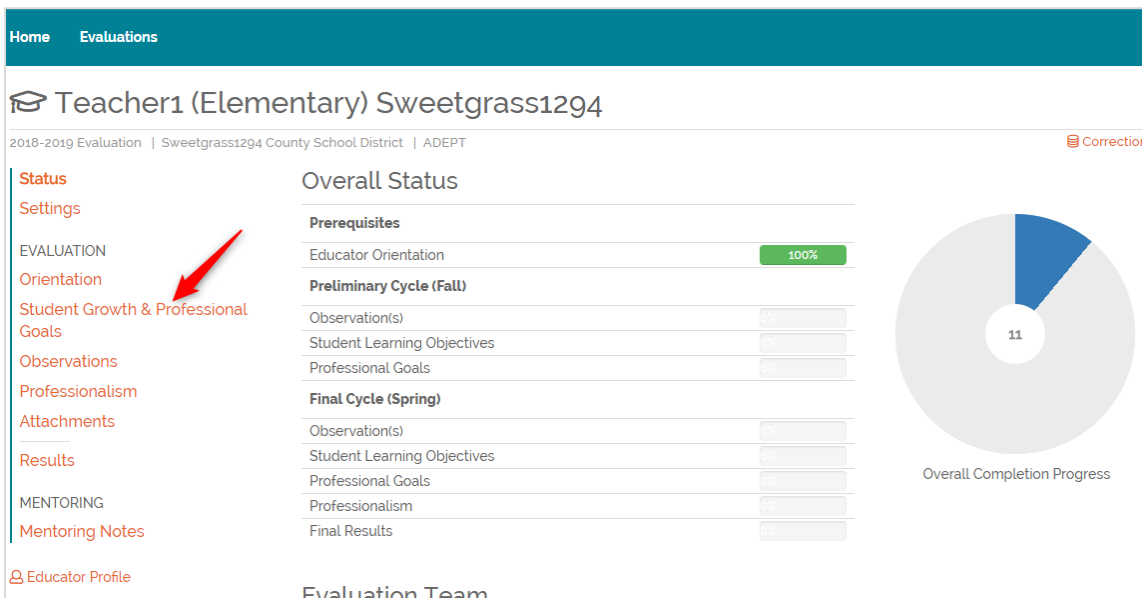
The screenshot shows the Home page of the system. The top navigation bar has 'Home' and 'Evaluations'. A red arrow points to 'Evaluations'. Below the navigation bar, there is a 'Home' link with a house icon. To the right, there is a 'Correction' link. Below the 'Home' link, there is an 'Announcements' section with a date '6/21/2018' and a text block. To the right of the announcements, there is a 'My Profile' section with fields for CID, Username, Current Employment, and a 'View full profile' link.

Option 2 – Step 2: Click **Details** for the current academic year evaluation



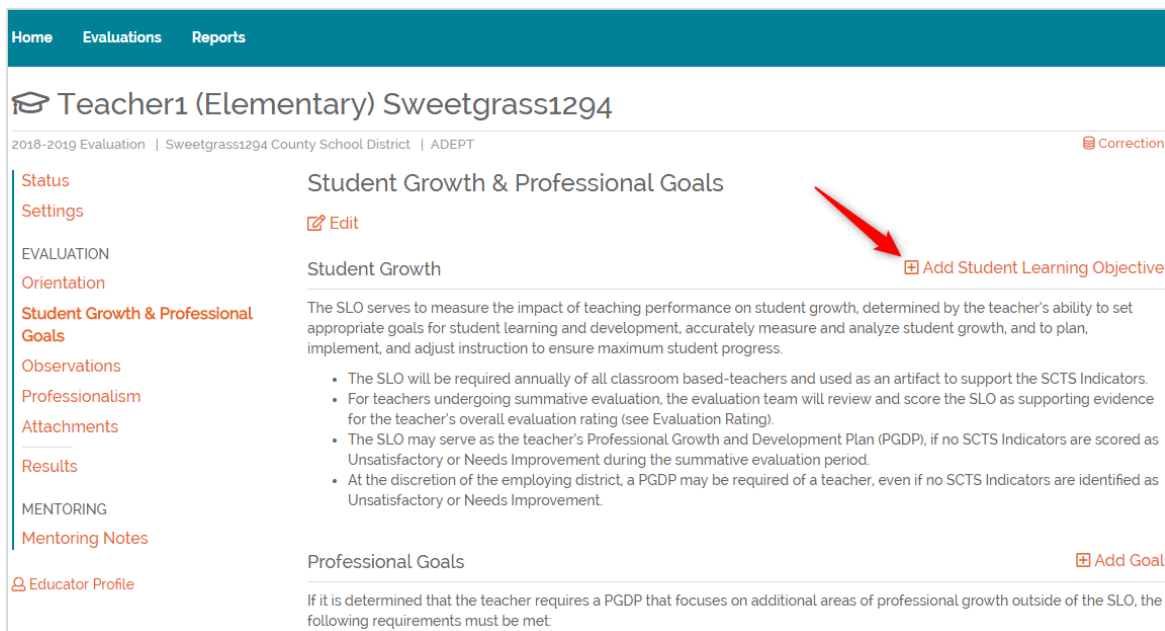
The screenshot shows the Evaluation Search page. The top navigation bar has 'Home' and 'Evaluations'. Below the navigation bar, there is a search bar. To the left of the search bar, there are filters for CID, Name, Academic Year, and Evaluation Group. To the right of the search bar, there is a 'Correction' link. Below the search bar, there is a table with columns for Educator, Evaluation, and Status. A red arrow points to the 'Details' link in the table.

Step 2: Select **Student Growth & Professional Goals** in the Evaluation section



The screenshot shows the evaluation page for Teacher1 (Elementary) Sweetgrass1294. The top navigation bar has 'Home' and 'Evaluations'. Below the navigation bar, there is a header for the teacher's name. To the left of the header, there is a sidebar with links for Status, Settings, EVALUATION, Orientation, Student Growth & Professional Goals, Observations, Professionalism, Attachments, Results, MENTORING, and Mentoring Notes. A red arrow points to 'Student Growth & Professional Goals'. To the right of the sidebar, there is a section for 'Overall Status' with a progress bar for 'Prerequisites' at 100%. Below this, there are sections for 'Preliminary Cycle (Fall)' and 'Final Cycle (Spring)' with progress bars for various evaluation components. To the right of these sections, there is a pie chart showing 'Overall Completion Progress' with a value of 11.

Step 3: To add a Student Growth Goal, click **Add Student Learning Objective**



Home Evaluations Reports

Teacher1 (Elementary) Sweetgrass1294

2018-2019 Evaluation | Sweetgrass1294 County School District | ADEPT Correction

Status
Settings
EVALUATION
Orientation
Student Growth & Professional Goals
Observations
Professionalism
Attachments
Results
MENTORING
Mentoring Notes
Educator Profile

Student Growth & Professional Goals

[Edit](#)

Student Growth

The SLO serves to measure the impact of teaching performance on student growth, determined by the teacher's ability to set appropriate goals for student learning and development, accurately measure and analyze student growth, and to plan, implement, and adjust instruction to ensure maximum student progress.

- The SLO will be required annually of all classroom based-teachers and used as an artifact to support the SCTS Indicators.
- For teachers undergoing summative evaluation, the evaluation team will review and score the SLO as supporting evidence for the teacher's overall evaluation rating (see Evaluation Rating).
- The SLO may serve as the teacher's Professional Growth and Development Plan (PGDP), if no SCTS Indicators are scored as Unsatisfactory or Needs Improvement during the summative evaluation period.
- At the discretion of the employing district, a PGDP may be required of a teacher, even if no SCTS Indicators are identified as Unsatisfactory or Needs Improvement.

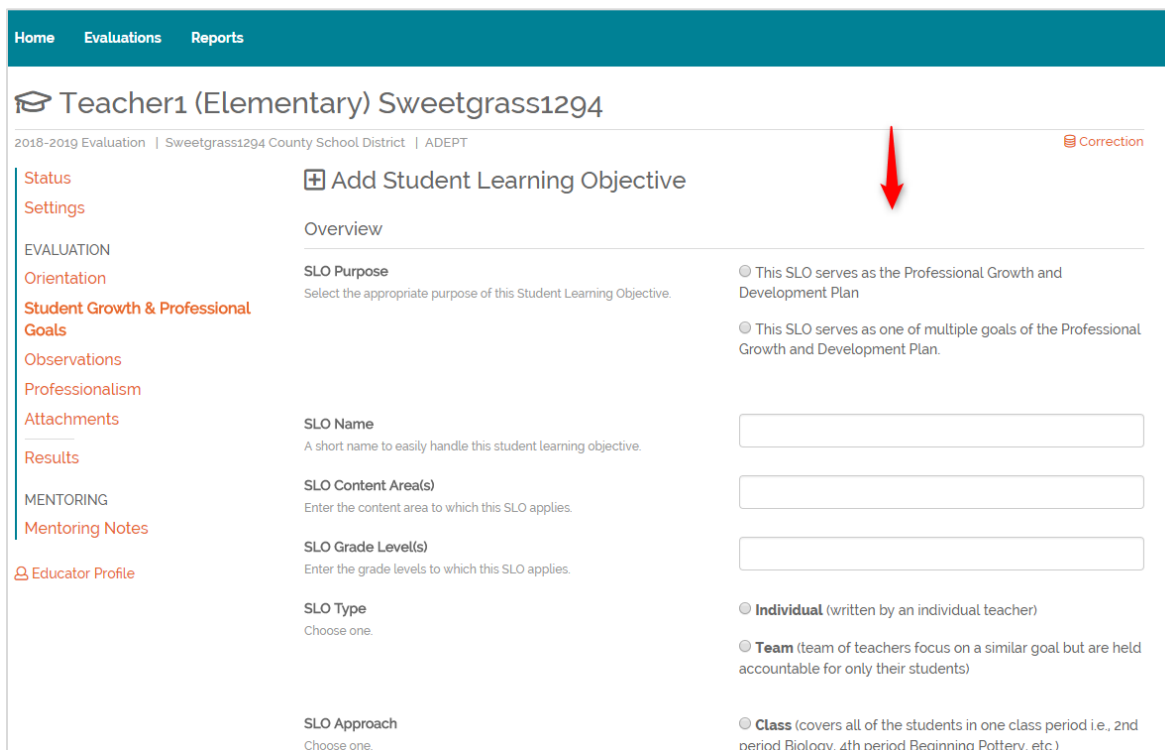
[Add Student Learning Objective](#)

Professional Goals

[Add Goal](#)

If it is determined that the teacher requires a PGDP that focuses on additional areas of professional growth outside of the SLO, the following requirements must be met:

Step 4: Enter the data for the Student Learning Objective. The data requested is the same data previously requested on state provided SLO forms. SCLead.org did add a section allowing the educator to align the goal with the SCTS 4.0 rubric indicators, as applicable. Once goal data has been entered, click **Save**.



Home Evaluations Reports

Teacher1 (Elementary) Sweetgrass1294

2018-2019 Evaluation | Sweetgrass1294 County School District | ADEPT Correction

Status
Settings
EVALUATION
Orientation
Student Growth & Professional Goals
Observations
Professionalism
Attachments
Results
MENTORING
Mentoring Notes
Educator Profile

+ Add Student Learning Objective

Overview

SLO Purpose
Select the appropriate purpose of this Student Learning Objective.

☐ This SLO serves as the Professional Growth and Development Plan

☐ This SLO serves as one of multiple goals of the Professional Growth and Development Plan.

SLO Name
A short name to easily handle this student learning objective.

SLO Content Area(s)
Enter the content area to which this SLO applies.

SLO Grade Level(s)
Enter the grade levels to which this SLO applies.

SLO Type
Choose one.

☐ **Individual** (written by an individual teacher)

☐ **Team** (team of teachers focus on a similar goal but are held accountable for only their students)

SLO Approach
Choose one.

☐ **Class** (covers all of the students in one class period i.e., 2nd period Biology, 4th period Beginning Pottery, etc.)

IX. Instructional Strategies

A. Describe the best instructional practices you will use to teach this content to students. Include how instruction will be differentiated based on data. What interventions will be used if more assistance is needed during the learning progress?

You have 4000 characters remaining

B. Around which SCTS 4.0 Rubric Indicator(s) will you focus your professional learning?

Planning

☐ Instructional Plans

☐ Student Work

☐ Assessment

Instruction

☐ Standards & Objectives

☐ Motivating Students

☐ Presenting Instructional Content

Save Cancel

Once the goal data has been entered, the system will generate the Preliminary, Mid-Course, and Summative Conference forms.

Step 5: At the bottom of the Preliminary conference form, click **Add my signature** to electronically sign the Preliminary Conference.

MENTORING

Mentoring Notes

Educator Profile

☒ Teacher Content Knowledge
☒ Thinking
Environment
☒ Managing Student Behavior

Signatures

SLO Preliminary Conference Signatures

+ New SLO Preliminary Conference signature

Add my signature

Created 7/19/2018 1:59:23 PM by 109350

Modified 7/19/2018 2:01:06 PM by 109350

Step 6: Enter your **PIN** in the PIN entry box. PIN's are automatically assigned by the system. Click **Forgot your PIN?** to view your assigned PIN. Once you enter your PIN, click **Sign**.

Once your Mid-Course Conference has occurred, repeat steps 1 and 2 to access your SLO to sign the mid-course conference form.

Step 7: Click on the SLO name to access the conference forms for signature.

Teacher1 (Elementary) Sweetgrass1294

2018-2019 Evaluation | Sweetgrass1294 County School District | ADEPT

Correction

Status

Settings

EVALUATION

Orientation

Student Growth & Professional Goals

Observations

Professionalism

Attachments

Results

MENTORING

Mentoring Notes

Educator Profile

Student Growth & Professional Goals

Edit

Student Growth

Add Student Learning Objective

The SLO serves to measure the impact of teaching performance on student growth, determined by the teacher's ability to set appropriate goals for student learning and development, accurately measure and analyze student growth, and to plan, implement, and adjust instruction to ensure maximum student progress.

- The SLO will be required annually of all classroom based-teachers and used as an artifact to support the SCTS Indicators.
- For teachers undergoing summative evaluation, the evaluation team will review and score the SLO as supporting evidence for the teacher's overall evaluation rating (see Evaluation Rating).
- The SLO may serve as the teacher's Professional Growth and Development Plan (PGDP), if no SCTS Indicators are scored as Unsatisfactory or Needs Improvement during the summative evaluation period.
- At the discretion of the employing district, a PGDP may be required of a teacher, even if no SCTS Indicators are identified as Unsatisfactory or Needs Improvement.

SLO Name	Purpose	Type	Approach
SLO1-2018/19 <small>Created 7/19/2018 1:59:23 PM by 109350 Modified 7/19/2018 2:01:06 PM by 109350</small>	Professional Growth and Development Plan	Individual	Class

Step 8: Click **Mid-Course Conference** and then click **Edit** to enter On-going Progress Monitoring/Reflections.

Home Evaluations Reports

Teacher1 (Elementary) Sweetgrass1294

2018-2019 Evaluation | Sweetgrass1294 County School District | ADEPT

Status SLO1-2018/19

Settings ⏪ Back ✎ Edit

EVALUATION

Orientation Preliminary Conference Mid-Course Conference Summative Conference

Student Growth & Professional Goals

Observations X. On-going Progress Monitoring/Reflections [blank]

Professionalism The SLO progress monitoring allows the teacher to reflect on student progress and the impact of his or her own instructional practice throughout the SLO process.

Attachments

Results

MENTORING

Mentoring Notes

⚙️ Educator Profile

Attachments

Name	Description	Created By
No attachments found.		

Step 9: Enter the On-going Progress Monitoring/Reflections, **Add** any support documents, as desired, and click **Submit**.

Home Evaluations Reports

Teacher1 (Elementary) Sweetgrass1294

2018-2019 Evaluation | Sweetgrass1294 County School District | ADEPT 📄 Correction

Status SLO1-2018/19

Settings ⏪ Back

EVALUATION

Orientation Preliminary Conference Mid-Course Conference Summative Conference

Student Growth & Professional Goals

Observations X. On-going Progress Monitoring/Reflections

Professionalism The SLO progress monitoring allows the teacher to reflect on student progress and the impact of his or her own instructional practice throughout the SLO process.

Attachments

Results

MENTORING

Mentoring Notes

⚙️ Educator Profile

Add on-going progress monitoring and reflection on goal

Attachments

Name	Description	Created By
No attachments found.		

Choose File No file chosen

+ Add

Submit Cancel

Step 10: Click **Add my signature** to sign the Mid-Course conference.

Goals

Observations

Professionalism

Attachments

Results

MENTORING

Mentoring Notes

Educator Profile

X. On-going Progress Monitoring/Reflections Add on-going pro

The SLO progress monitoring allows the teacher to reflect on student progress and the impact of his or her own instructional practice throughout the SLO process.

Attachments

Name	Description	Created
No attachments found.		

Signatures

SLO Mid-Course Conference Signatures

+ New SLO Mid-Course Conference signature

Add my signature

To access the goals for the Summative Conference, repeat steps 1, 2, and 8 above.

Step 11: Click **Summative Conference**.

Home Evaluations Reports

Teacher1 (Elementary) Sweetgrass1294

2018-2019 Evaluation | Sweetgrass1294 County School District | ADEPT

Correction | Print to PDF

SLO1-2018/19

Back Edit

EVALUATION

Orientation

Student Growth & Professional Goals

Observations

Professionalism

Attachments

Results

Preliminary Conference Mid-Course Conference **Summative Conference**

SLO Purpose

Select the appropriate purpose of this Student Learning Objective.

☒ This SLO serves as the Professional Growth and Development Plan

☐ This SLO serves as one of multiple goals of the Professional Growth and Development Plan.

Step 12: Click **Edit**.

Teacher1 (Elementary) Sweetgrass1294

2018-2019 Evaluation | Sweetgrass1294 County School District | ADEPT Correction

Status SLO1-2018/19

Settings [Back](#) [Edit](#)

EVALUATION

Orientation Preliminary Conference Mid-Course Conference Summative Conference

Student Growth & Professional Goals

Observations

Professionalism

Attachments

Results

MENTORING

Mentoring Notes

[Educator Profile](#)

XI. Conference Reflection

A. Percentage of Students Who Met Growth Targets
[blank]

B. Reflection on Data
How does the data inform your instructional practice, goal setting, or your professional development for next year?
[blank]

Signatures

SLO Summative Conference Signatures

+ New SLO Summative Conference signature

Add my signature

Step 13: Enter Conference Reflection A & B and click **Submit**.

Teacher1 (Elementary) Sweetgrass1294

2018-2019 Evaluation | Sweetgrass1294 County School District | ADEPT Correction

Status SLO1-2018/19

Settings [Back](#)

EVALUATION

Orientation Preliminary Conference Mid-Course Conference Summative Conference

Student Growth & Professional Goals

Observations

Professionalism

Attachments

Results

MENTORING

Mentoring Notes

[Educator Profile](#)

XI. Conference Reflection

A. Percentage of Students Who Met Growth Targets

B. Reflection on Data
How does the data inform your instructional practice, goal setting, or your professional development for next year?

Submit Cancel

Step 14: Click **Add my signature** to electronically sign the Summative Conference.

The screenshot shows a web interface for signing a Summative Conference. On the left is a sidebar with navigation links: Goals, Observations, Professionalism, Attachments, Results, MENTORING, Mentoring Notes, and Educator Profile. The main content area is titled 'XI. Conference Reflection' and contains two columns of text. The right column includes items like 'A. Percentage of students who...' and 'B. Reflection on...'. Below the text is a section titled 'Signatures'. It features a teal button labeled 'SLO Summative Conference Signatures' and a white button labeled '+ New SLO Summative Conference signature'. The white button has a red arrow pointing to the text 'Add my signature'.

This process would be repeated for each goal.

Contact SCLead.org support if you have problems accessing or completing the Student Growth & Professional Goals forms.

1-877-314-1412 or www.sclead.org/Help/Support.

For Policy related questions, please contact your evaluator or school administrator.