

## Accessing Professional Learning

SCLead.org has incorporated Professional Learning content from Edivate. Content is available for all educators and principals. The content is organized into three categories: general content, content aligned with the SCTS 4.0 rubric and content aligned to PADEPP Standards. The Professional Learning videos can be assigned by the evaluator, principal, superintendent and District ADEPT administrator or self-assigned by the educator/principal. Professional learning can be assigned in the Learning section of the educator's profile, the student growth section of the evaluation or in the post conference section of an observation. The professional learning video can be previewed before it is assigned to the educator.

Once assigned, the educator and principal can access the professional learning assignments in the educator profile, or the Learning tab. Educators can also access professional learning assignments in the student growth & professional goals section of the evaluation.

This guide will review the three ways to access and complete professional learning assignments.


### Contents

Access Learning from Educator's Profile.....	2
Access Learning from Student Growth & Professional Goals .....	7
Access Learning from the Learning tab.....	12

## Access Learning from Educator's Profile

An educator or principal can access professional learning assignments in his/her educator profile.

**Step 1:** Click **View full profile** from the My Profile section of the Home page.



Help Account Logout  
teacher3@sweetgrass2404.elementary.org  
Testing Dashboard

Home Evaluations Learning

### Home

#### Announcements

5/23/2018

Welcome to SCLead.org! SCLead.org will allow classroom-based teachers and administrators to access the South Carolina Teaching Standards 4.0 rubric and will fully integrate classroom observations, data collection, and teacher professional growth resources. SCLead.org will replace the current ADEPT Data System (ADS) as well as the PADEPP Results Reporting Spreadsheet and PADEPP Data System (PDS). SCLead.org will be available for PADEPP results entry in June 2018 and will be fully available statewide in August 2018.

District Team Training for SCLead.org will be offered on May 30 in the Berkeley/Charleston area, June 6 in the Greenville/Spartanburg area, June 13 in the Lexington/Richland area, June 14 in the Lexington/Richland area, and July 11 in the Pee Dee area. The South Carolina Department of Education will also offer several technical assistance office hours in Fall 2018 to support district use of SCLead.org.

#### My Profile

CID  
821931

Username  
teacher3@sweetgrass2404.elementary.org

Current Employment  
Educator @ Sweetgrass2404 Elementary School

[View full profile](#)


**Step 2:** Click **Learning**.

Home Evaluations Learning

### Teacher3 (Elementary) Sweetgrass2404

Educator Profile

**Profile**  
ADDITIONAL  
Education  
Training  
Credentials  
Learning  
LICENSURE  
Experience  
Employment  
Certification



Teacher3 (Elementary) Sweetgrass2404  
821931

#### Evaluations

Year	District	Model	Type	Level
2018-2019	Sweetgrass2404 County School District	Expanded ADEPT (SCTS)	Classroom-Based Teacher	Summative <a href="#">Details</a>

**Step 3:** Any professional learning videos assigned to the educator will display. Click the **Play** button for the video to begin watching.

Teacher3 (Elementary) Sweetgrass2404

Educator Profile

Profile

ADDITIONAL

Education

Training

Credentials

Learning

LICENSURE

Experience

Employment

Certification

Professional Learning Assignments

This is a list of Professional Learning assignments assigned to this educator.

Add Assignment

Active (4)Completed (0)Removed (0)

Sync

Video	Due	Category	Viewing %	
Differentiation: Elements for Planning-Elementary	1/31/2019	Ongoing Professional Development	11	Details
Classic: A Teacher's Simple Five-Step Planning Process	2/26/2019	Ongoing Professional Development	0	Details
A Teacher's Tool Box-Content Enhancement Routines - Elementary	[ blank ]	None	0	Details
Assessment as Motivation	[ blank ]	None	0	Details

**Note:** The first time you preview a learning video, the system will ask you to accept Edivate's license agreement. There will be an error message display. The error can be closed by clicking the "x", but it is not required. Enter your initials and click **I accept**.

Professional Learning Player

License Agreement

An error occurred. Please try again later.

Agreement

Initials

I Do Not Accept

I Accept

Edivate

Assign

Close

**Step 4:** Click anywhere in the video to begin playing. The video controls can be used to pause, fast forward or rewind the video. If you fast forward, the video will not reflect as viewed.

Professional Learning Player

### Classic: A Teacher's Simple Five-Step Planning Process

Questions Resources Other Segments

Reflection Questions

What did you learn from this video segment?

Auto-save

Click to Play

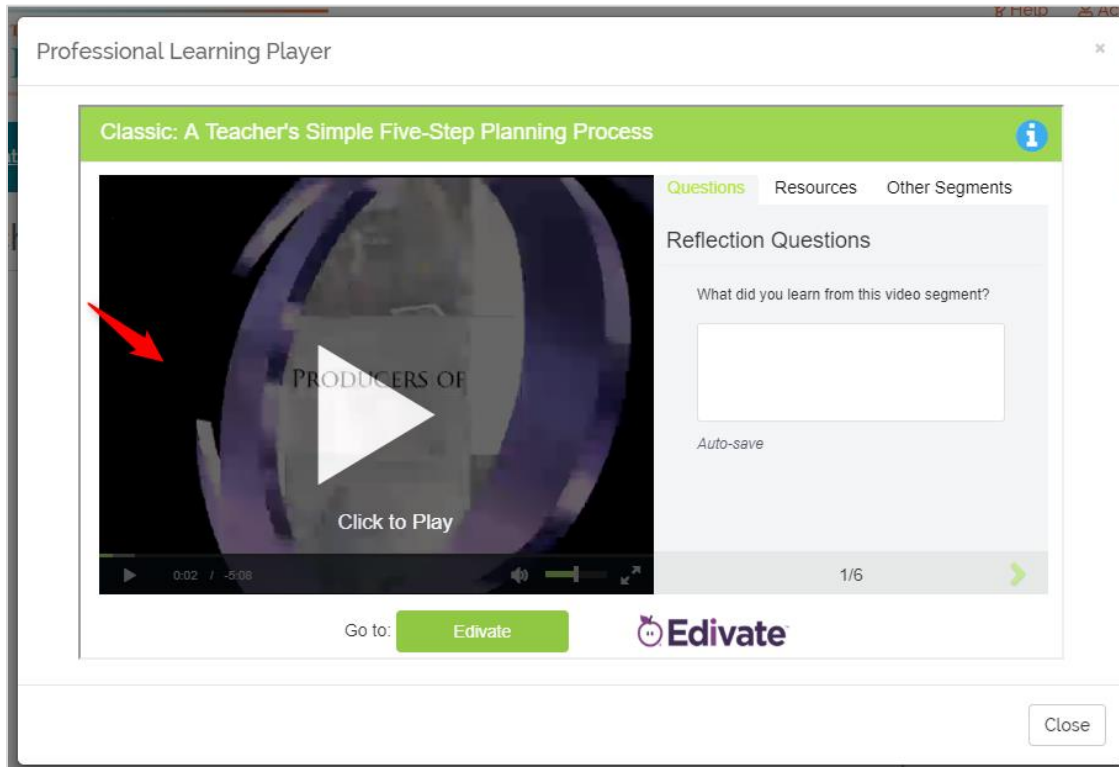
0:02 / -5:08

1/6

Go to: Edivate

Edivate

Close



**Step 5:** After watching the video, 3 reflection questions will be available. An additional 3 questions will be available 72 hours after completing the video. Type your answer in the field below each question. Your answers will save automatically. Click the arrow to advance to the next question.

**Note:** Each video will have a tab for additional resources and other related segments for the video.

The screenshot shows the 'Professional Learning Player' window. At the top, a green header bar contains the title 'Classic: A Teacher's Simple Five-Step Planning Process' and an information icon. Below the header, there are three tabs: 'Questions' (selected), 'Resources', and 'Other Segments'. The main content area is divided into two sections. On the left, a video player shows a teacher in a classroom. On the right, the 'Reflection Questions' section displays the question: 'In what ways will this new learning impact your current practice?'. Below the question is a large text input field. A red arrow points to this input field. Below the input field, the text 'Auto-save' is visible. At the bottom of the reflection questions section, there is a progress indicator showing '2/6' and a green arrow pointing right. Below the video player, there is a 'Go to:' button with the 'Edivate' logo. A red arrow points to the 'Edivate' logo. At the bottom right of the window, there is a 'Close' button.

**Step 6:** Once the video is complete, click **Close** to exit.

The screenshot shows the 'Professional Learning Player' window. At the top, a green header bar contains the title 'Classic: A Teacher's Simple Five-Step Planning Process' and an information icon. Below the header, there are three tabs: 'Questions' (selected), 'Resources', and 'Other Segments'. The main content area is divided into two sections. On the left, a video player shows a black screen. On the right, the 'Reflection Questions' section displays the question: 'What did you learn from this video segment?'. Below the question is a large text input field. A red arrow points to this input field. Below the input field, the text 'Auto-save' is visible. At the bottom of the reflection questions section, there is a progress indicator showing '1/6' and a green arrow pointing right. Below the video player, there is a 'Go to:' button with the 'Edivate' logo. A red arrow points to the 'Edivate' logo. At the bottom right of the window, there is a 'Close' button. A red arrow points to the 'Close' button.

**Note:** The Viewing % will not update instantly. To update your progress, click **Sync**.

Teacher3 (Elementary) Sweetgrass2404

Educator Profile

Profile

ADDITIONAL

Education

Training

Credentials

Learning

LICENSURE

Experience

Employment

Certification

Professional Learning Assignments

This is a list of Professional Learning assignments assigned to this educator.

Add Assignment

Active (4)Completed (0)Removed (0)

Sync

Video	Due	Category	Viewing %	
Differentiation: Elements for Planning-Elementary	1/31/2019	Ongoing Professional Development	11	Details
Classic: A Teacher's Simple Five-Step Planning Process	2/26/2019	Ongoing Professional Development	80	Details
A Teacher's Tool Box-Content Enhancement Routines - Elementary	[ blank ]	None	0	Details

## Access Learning from Student Growth & Professional Goals

Educators can access their assigned professional learning videos in the Student Growth & Professional Goal section of the evaluation.

**Step 1:** Click **View full profile** from the My Profile section of the Home page.

**SOUTH CAROLINA DEPARTMENT OF EDUCATION**  
ed.sc.gov

Help Account Logout  
teacher3@sweetgrass2404.elementary.org  
Testing Dashboard

Home Evaluations Learning

### Home

Announcements

6/23/2018

Welcome to SCLead.org! SCLead.org will allow classroom-based teachers and administrators to access the South Carolina Teaching Standards 4.0 rubric and will fully integrate classroom observations, data collection, and teacher professional growth resources. SCLead.org will replace the current ADEPT Data System (ADS) as well as the PADEPP Results Reporting Spreadsheet and PADEPP Data System (PDS). SCLead.org will be available for PADEPP results entry in June 2018 and will be fully available statewide in August 2018.

District Team Training for SCLead.org will be offered on May 30 in the Berkeley/Charleston area, June 6 in the Greenville/Spartanburg area, June 13 in the Lexington/Richland area, June 14 in the Lexington/Richland area, and July 11 in the Pee Dee area. The South Carolina Department of Education will also offer several technical assistance office hours in Fall 2018 to support district use of SCLead.org.

#### My Profile

**CID**  
821931

**Username**  
teacher3@sweetgrass2404.elementary.org

**Current Employment**  
Educator @ Sweetgrass2404 Elementary School

[View full profile](#)

**Step 2:** Click **Details** for the current evaluation.

Home Evaluations Learning

### Teacher3 (Elementary) Sweetgrass2404

Educator Profile

**Profile**

ADDITIONAL  
Education  
Training  
Credentials  
Learning

LICENSURE  
Experience  
Employment  
Certification

**Teacher3 (Elementary) Sweetgrass2404**  
821931

#### Evaluations

Year	District	Model	Type	Level	
2018-2019	Sweetgrass2404 County School District	Expanded ADEPT (SCTS)	Classroom-Based Teacher	Summative	<a href="#">Details</a>

**Step 3:** Click **Student Growth & Professional Goals**.

[Home](#) [Evaluations](#) [Learning](#)

Teacher3 (Elementary) Sweetgrass2404 (821931)

2018-2019 Evaluation | Sweetgrass2404 County School District | Annual 1

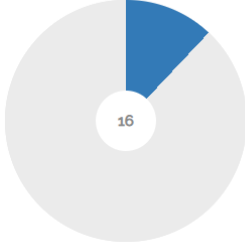
[Status](#)  
[Settings](#)  
[EVALUATION](#)  
[Orientation](#)  
[Student Growth & Professional Goals](#)  
[Observations](#)  
[Professionalism](#)  
[Attachments](#)  
[Results](#)  
[MENTORING](#)  
[Mentoring Notes](#)  
[Educator Profile](#)

### Overall Status

**Prerequisites**  
Educator Orientation 100%

**Preliminary Cycle (Fall)**  
Observation(s) 50%  
Student Learning Objectives  
Professional Goals

**Final Cycle (Spring)**  
Observation(s)  
Student Learning Objectives  
Professional Goals  
Professionalism  
Final Results



16

Overall Completion Progress

### Evaluation Team

Member	Role	Permissions	Assignment Level
Elementary (Staff) Sweetgrass2404	Evaluator	Observations Student Growth & Professional Goals	District-Level

**Step 4:** Any professional learning videos assigned to the educator will display. Click the **Play** button for the video to begin watching.

Professional Learning

Add Assignment





These are your Professional Learning Assignments. There are separated in three statuses: Active, Completed, and Remove. After viewing video, click the "Sync" button to update the View Percentage. Once you view 100% of the video it will move to the Completed tab.

Active (4)

Completed (0)

Removed (0)

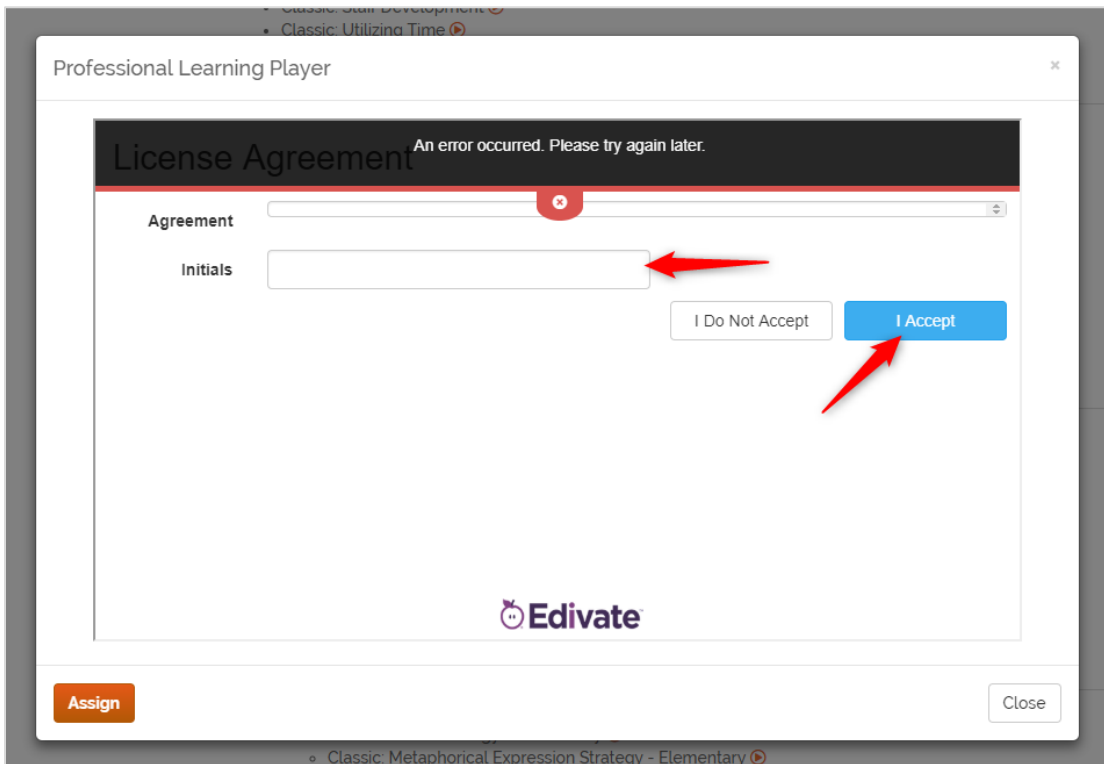
Sync

Video	Due	Category	Viewing %	
Differentiation: Elements for Planning-Elementary 	1/31/2019	Ongoing Professional Development	11	<a href="#">Details</a>
Classic: A Teacher's Simple Five-Step Planning Process 	2/26/2019	Ongoing Professional Development	80	<a href="#">Details</a>
A Teacher's Tool Box-Content Enhancement Routines - Elementary 	[ blank ]	None	0	<a href="#">Details</a>
Assessment as Motivation 	[ blank ]	None	0	<a href="#">Details</a>

Comments / Feedback

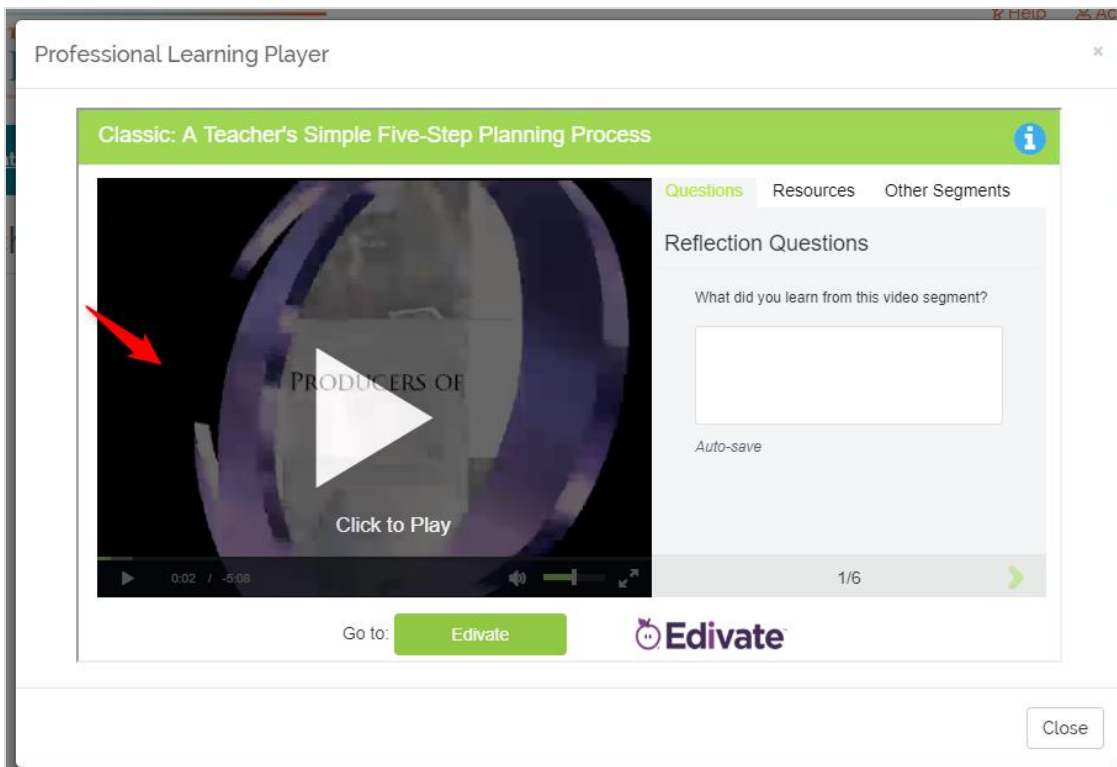


**Note:** The first time you preview a learning video, the system will ask you to accept Edivate's license agreement. There will be an error message display. The error can be closed by clicking the "x", but it is not required. Enter your initials and click **I accept**.



The screenshot shows a window titled "Professional Learning Player" with a close button (X) in the top right corner. Inside the window, a black banner at the top reads "License Agreement" and "An error occurred. Please try again later." Below this, there is a form with a label "Agreement" and a dropdown menu. Underneath, there is a label "Initials" and a text input field. To the right of the input field are two buttons: "I Do Not Accept" and "I Accept". A red arrow points to the "Initials" input field, and another red arrow points to the "I Accept" button. At the bottom of the window, there is an "Assign" button on the left and a "Close" button on the right. The Edivate logo is centered at the bottom of the main content area.

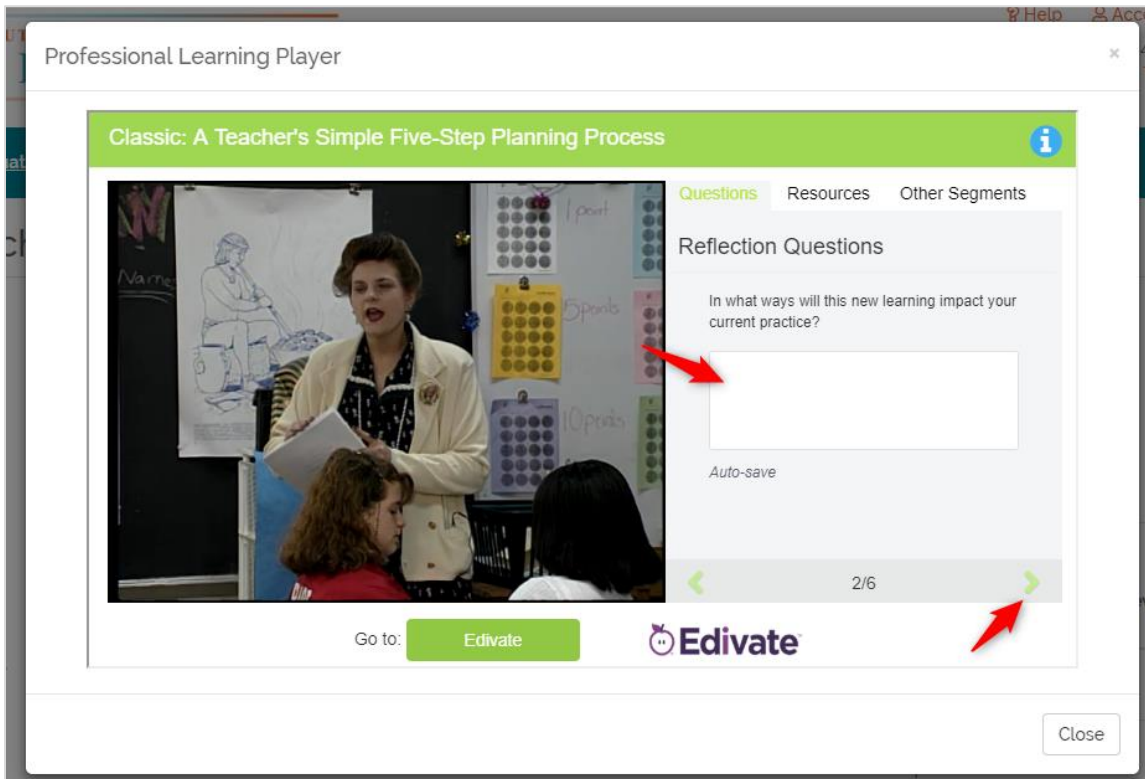
**Step 5:** Click anywhere in the video to begin playing. The video controls can be used to pause, fast forward or rewind the video. If you fast forward, the video will not reflect as viewed.



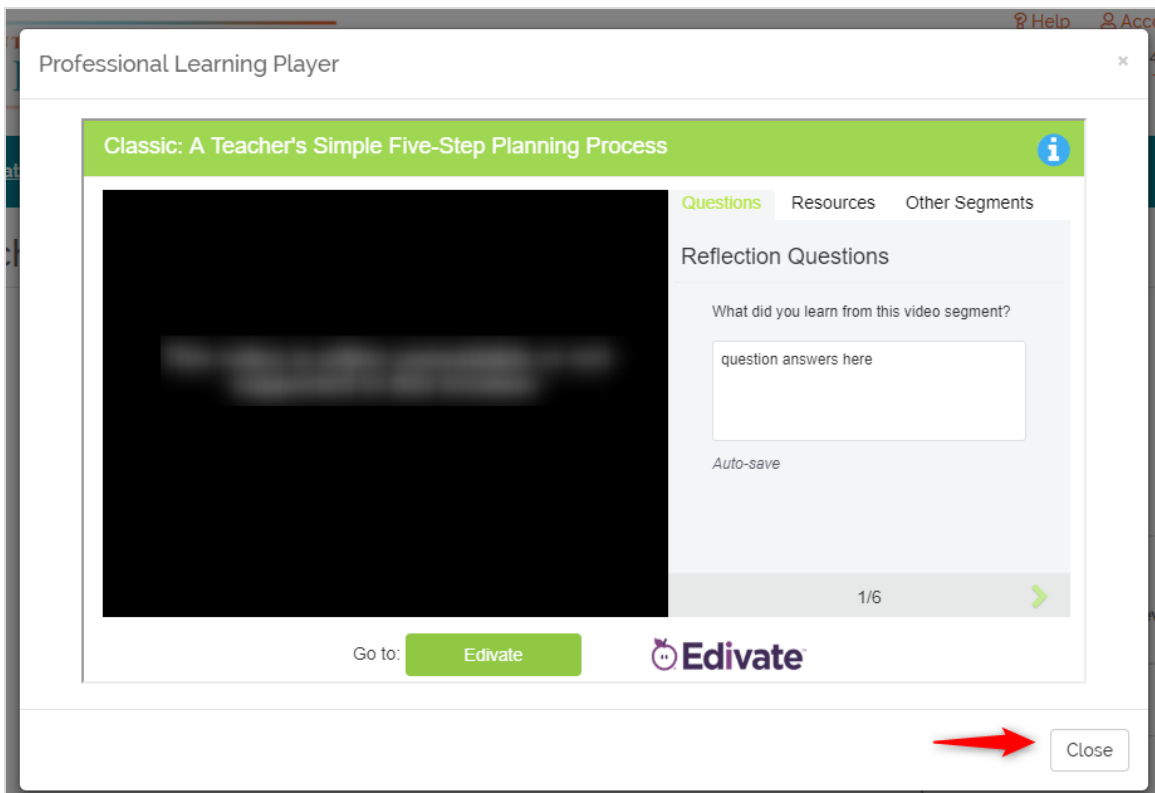
The screenshot shows a window titled "Professional Learning Player" with a close button (X) in the top right corner. Inside the window, a green header bar reads "Classic: A Teacher's Simple Five-Step Planning Process" and has an information icon (i) on the right. Below the header, there are three tabs: "Questions" (selected), "Resources", and "Other Segments". The main content area is divided into two sections. On the left is a video player with a large white play button in the center and the text "Click to Play" below it. A red arrow points to the video player. On the right is a section titled "Reflection Questions" with a text input field and the label "What did you learn from this video segment?". Below the input field is the text "Auto-save". At the bottom of the window, there is a "Go to:" label, a green button labeled "Edivate", and the Edivate logo. A "Close" button is in the bottom right corner.

**Step 6:** After watching the video, 3 reflection questions will be available. An additional 3 questions will be available 72 hours after completing the video. Type your answer in the field below each question. Your answers will save automatically. Click the arrow to advance to the next question.

**Note:** Each video will have a tab for additional resources and other related segments for the video.



**Step 7:** Once the video is complete, click **Close** to exit.



**Note:** The Viewing % will not update instantly. To update your progress, click **Sync**.

Teacher3 (Elementary) Sweetgrass2404

Educator Profile

Profile

ADDITIONAL

Education

Training

Credentials

Learning

LICENSURE

Experience

Employment

Certification

Professional Learning Assignments

This is a list of Professional Learning assignments assigned to this educator.

Add Assignment

Active (4)Completed (0)Removed (0)

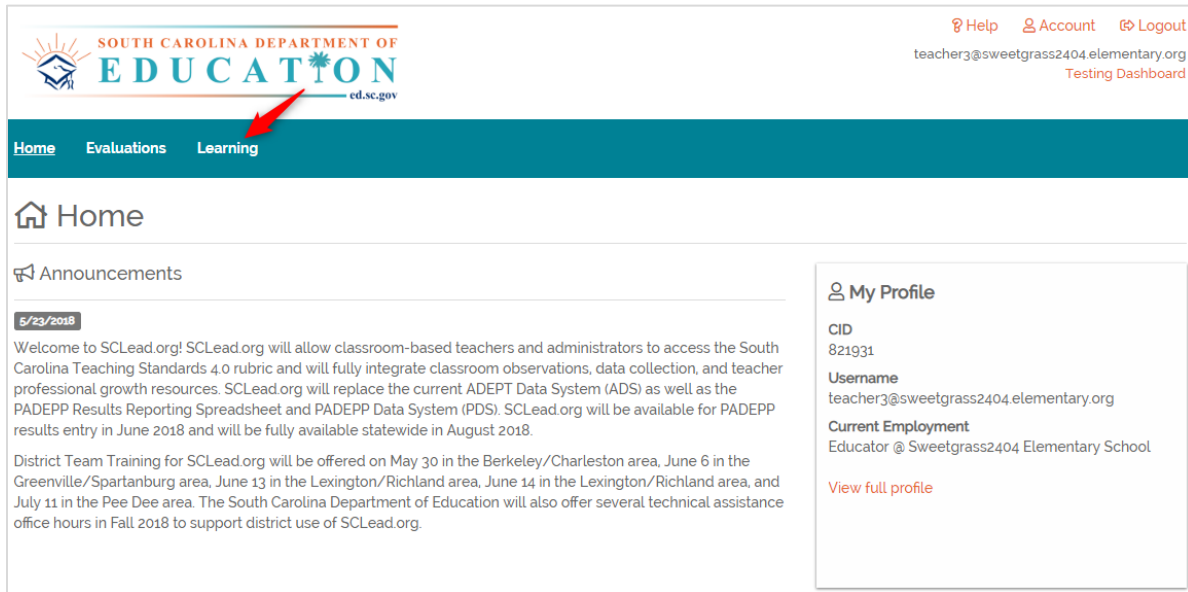
Sync

Video	Due	Category	Viewing %	
Differentiation: Elements for Planning-Elementary	1/31/2019	Ongoing Professional Development	11	<a href="#">Details</a>
Classic: A Teacher's Simple Five-Step Planning Process	2/26/2019	Ongoing Professional Development	80	<a href="#">Details</a>
A Teacher's Tool Box-Content Enhancement Routines - Elementary	[ blank ]	None	0	<a href="#">Details</a>

## Access Learning from the Learning tab

Educators can view their professional learning assignments by accessing the Learning tab of SCLead.org.

**Step 1:** Click **Learning**.



**SOUTH CAROLINA DEPARTMENT OF EDUCATION**  
ed.sc.gov

Help Account Logout  
teacher3@sweetgrass2404.elementary.org  
Testing Dashboard

Home Evaluations **Learning**

### Home

Announcements

5/23/2018

Welcome to SCLead.org! SCLead.org will allow classroom-based teachers and administrators to access the South Carolina Teaching Standards 4.0 rubric and will fully integrate classroom observations, data collection, and teacher professional growth resources. SCLead.org will replace the current ADEPT Data System (ADS) as well as the PADEPP Results Reporting Spreadsheet and PADEPP Data System (PDS). SCLead.org will be available for PADEPP results entry in June 2018 and will be fully available statewide in August 2018.

District Team Training for SCLead.org will be offered on May 30 in the Berkeley/Charleston area, June 6 in the Greenville/Spartanburg area, June 13 in the Lexington/Richland area, June 14 in the Lexington/Richland area, and July 11 in the Pee Dee area. The South Carolina Department of Education will also offer several technical assistance office hours in Fall 2018 to support district use of SCLead.org.

#### My Profile

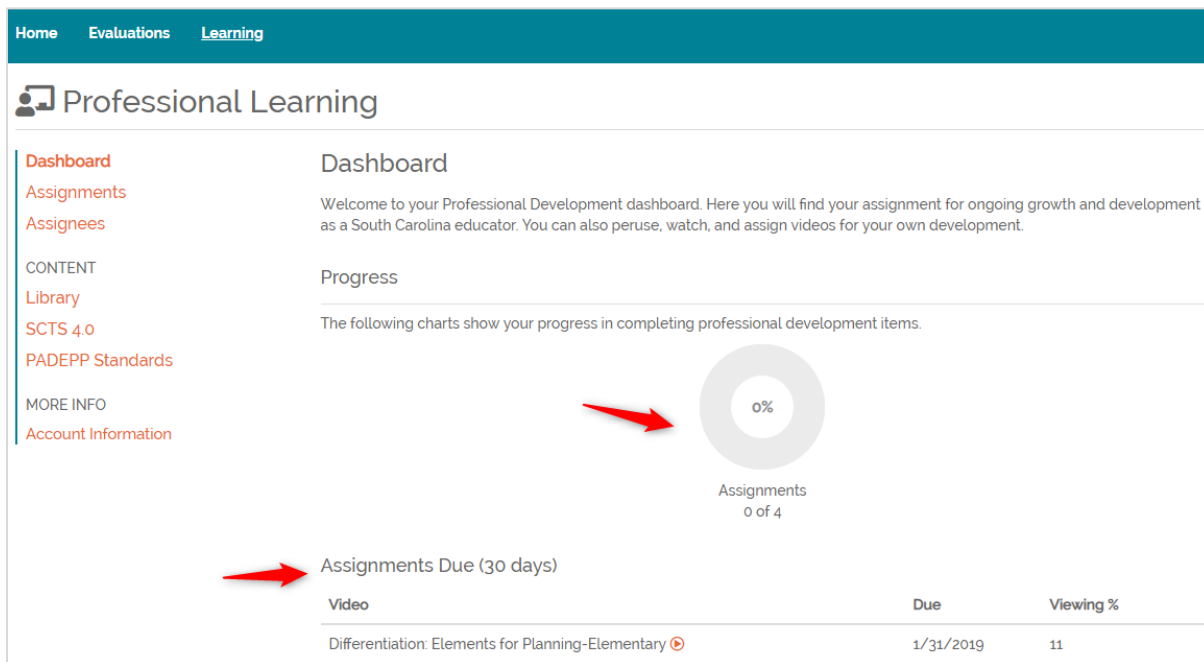
**CID**  
821931

**Username**  
teacher3@sweetgrass2404.elementary.org

**Current Employment**  
Educator @ Sweetgrass2404 Elementary School

[View full profile](#)

The learning dashboard will display. The dashboard shows the progress of assignments and a quick view of assignments due within the next 30 days.



Home Evaluations **Learning**

### Professional Learning

**Dashboard**  
Assignments  
Assignees

CONTENT  
Library  
SCTS 4.0  
PADEPP Standards

MORE INFO  
Account Information

#### Dashboard

Welcome to your Professional Development dashboard. Here you will find your assignment for ongoing growth and development as a South Carolina educator. You can also peruse, watch, and assign videos for your own development.

#### Progress

The following charts show your progress in completing professional development items.

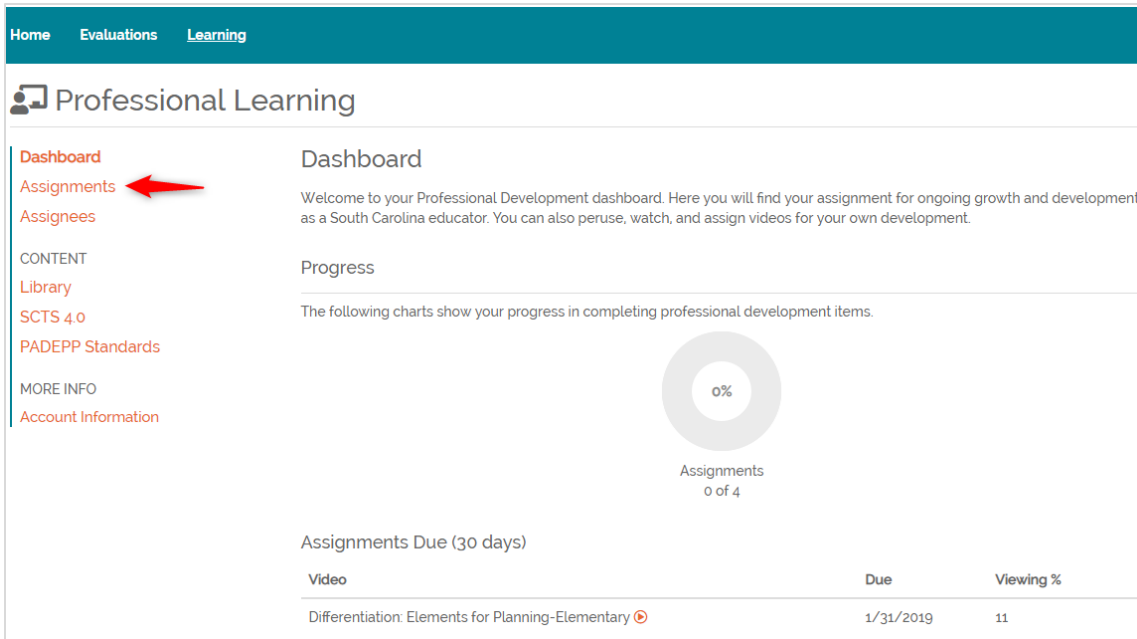
0%

Assignments  
0 of 4

#### Assignments Due (30 days)

Video	Due	Viewing %
Differentiation: Elements for Planning-Elementary	1/31/2019	11

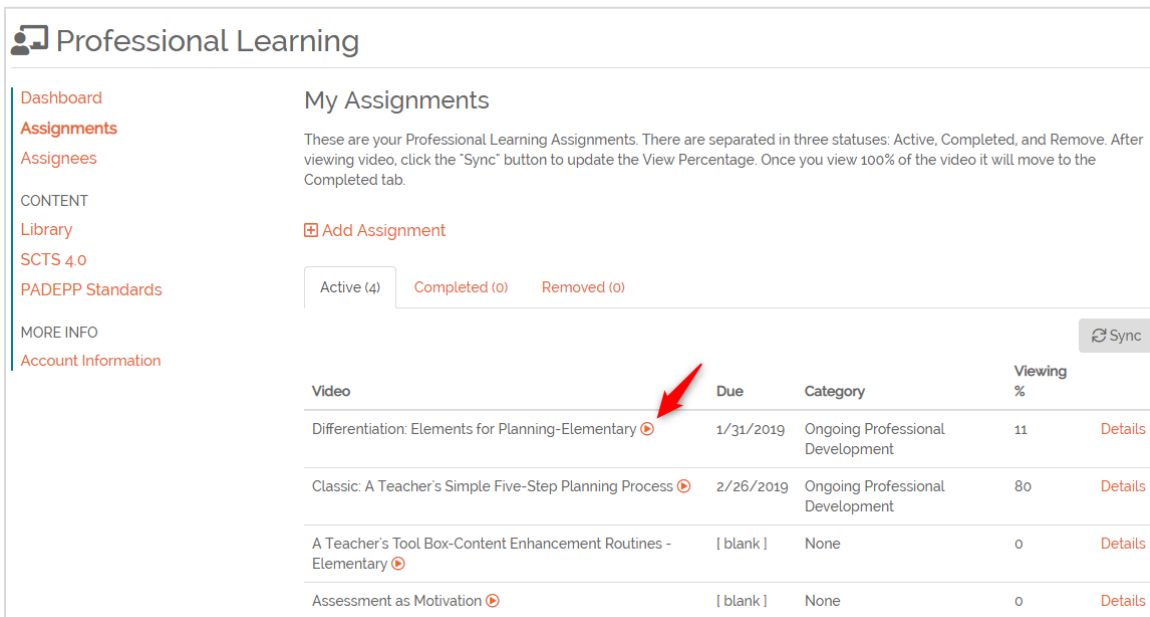
## Step 2: Click **Assignments**.



The screenshot shows the 'Professional Learning' dashboard. On the left sidebar, the 'Assignments' link is highlighted with a red arrow. The main content area has a 'Dashboard' heading and a welcome message. Below this is a 'Progress' section with a donut chart showing 0% completion for 0 of 4 assignments. At the bottom, there is a table titled 'Assignments Due (30 days)'.

Video	Due	Viewing %
Differentiation: Elements for Planning-Elementary	1/31/2019	11

## Step 3: Any professional learning videos assigned to the educator will display. Click the **Play** button for the video to begin watching.



The screenshot shows the 'My Assignments' page. It includes a heading, a description of assignment statuses, and an 'Add Assignment' button. Below are tabs for 'Active (4)', 'Completed (0)', and 'Removed (0)'. A 'Sync' button is in the top right. A table lists the assignments, with a red arrow pointing to the 'Differentiation: Elements for Planning-Elementary' video.

Video	Due	Category	Viewing %	
Differentiation: Elements for Planning-Elementary	1/31/2019	Ongoing Professional Development	11	<a href="#">Details</a>
Classic: A Teacher's Simple Five-Step Planning Process	2/26/2019	Ongoing Professional Development	80	<a href="#">Details</a>
A Teacher's Tool Box-Content Enhancement Routines - Elementary	[ blank ]	None	0	<a href="#">Details</a>
Assessment as Motivation	[ blank ]	None	0	<a href="#">Details</a>

**Note:** The first time you preview a learning video, the system will ask you to accept Edivate's license agreement. There will be an error message display. The error can be closed by clicking the "x", but it is not required. Enter your initials and click **I accept**.

Professional Learning Player

License Agreement

An error occurred. Please try again later.

Agreement

Initials

I Do Not Accept I Accept

Edivate

Assign Close

**Step 4:** Click anywhere in the video to begin playing. The video controls can be used to pause, fast forward or rewind the video. If you fast forward, the video will not reflect as viewed or completed.

Professional Learning Player

Classic: A Teacher's Simple Five-Step Planning Process

Questions Resources Other Segments

Reflection Questions

What did you learn from this video segment?

Auto-save

Click to Play

0:02 / -5:00

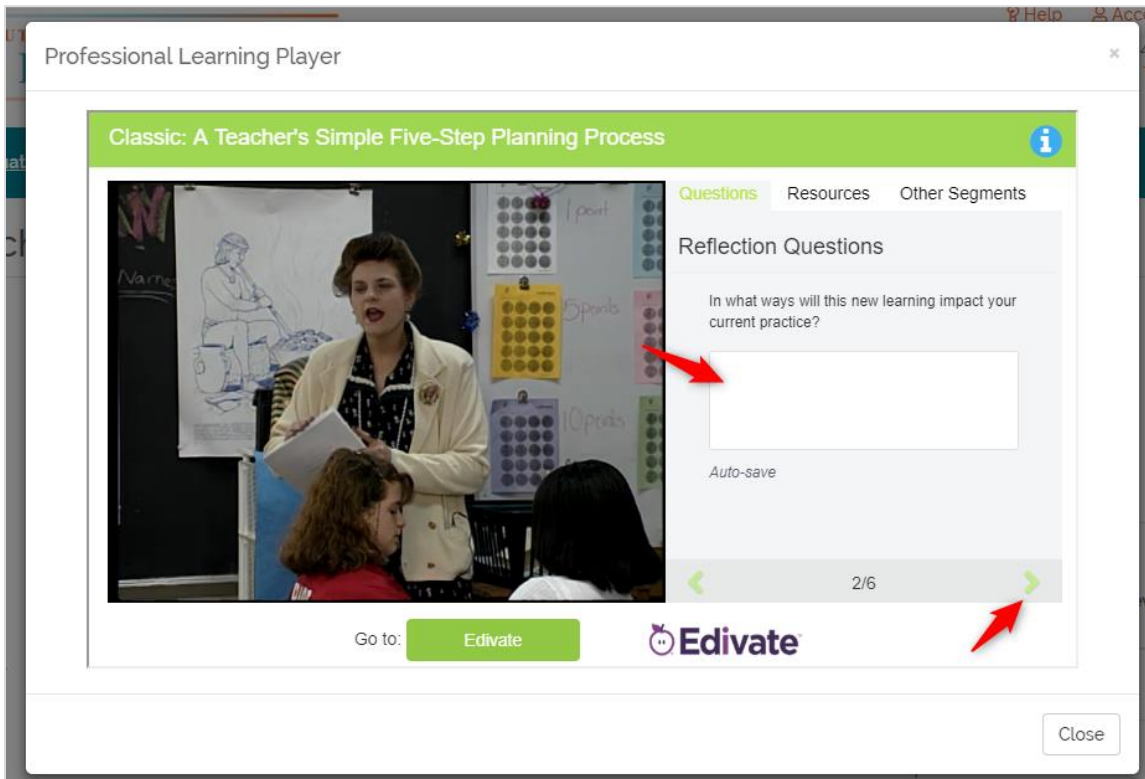
Go to: Edivate

Edivate

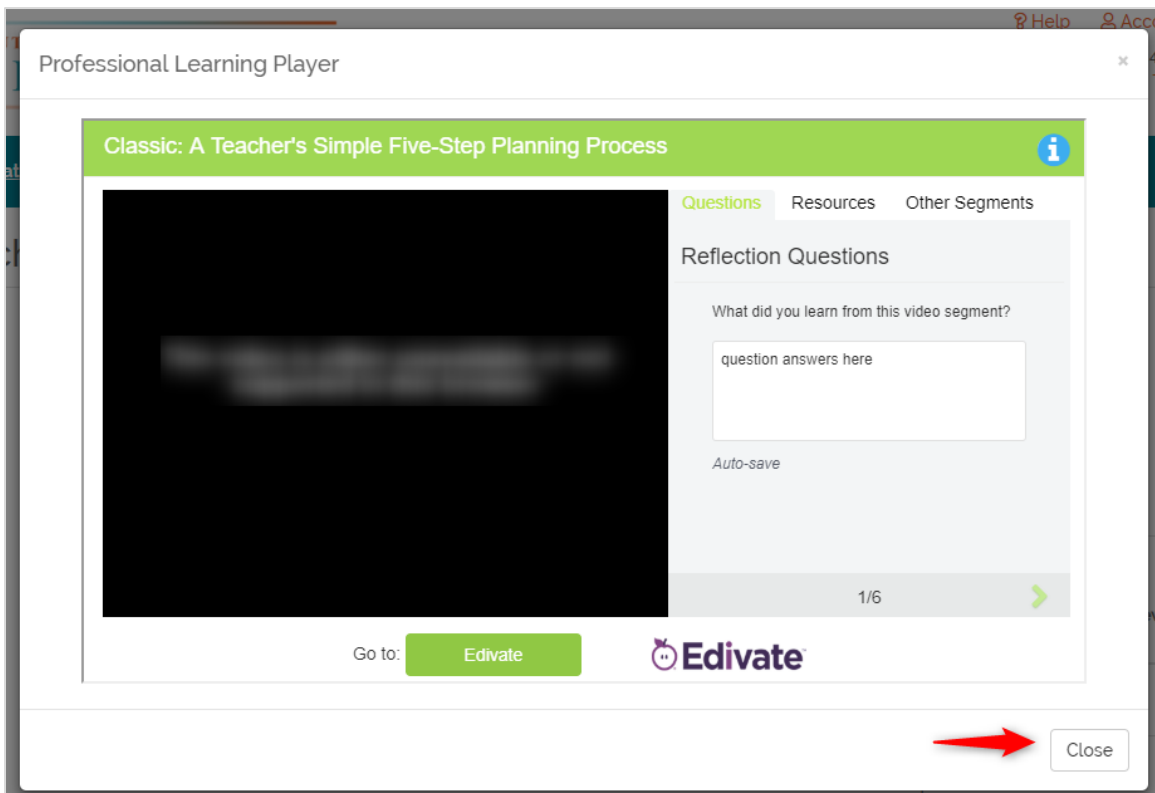
Close

**Step 5:** After watching the video, 3 reflection questions will be available. An additional 3 questions will be available 72 hours after completing the video. Type your answer in the field below each question. Your answers will save automatically. Click the arrow to advance to the next question.

**Note:** Each video will have a tab for additional resources and other related segments for the video.



**Step 6:** Once the video is complete, click **Close** to exit.



**Note:** The Viewing % will not update instantly. To update your progress, click **Sync**.

Teacher3 (Elementary) Sweetgrass2404

Educator Profile

Profile

ADDITIONAL

Education

Training

Credentials

Learning

LICENSURE

Experience

Employment

Certification

Professional Learning Assignments

This is a list of Professional Learning assignments assigned to this educator.

Add Assignment

Active (4)Completed (0)Removed (0)

Sync

Video	Due	Category	Viewing %	
Differentiation: Elements for Planning-Elementary	1/31/2019	Ongoing Professional Development	11	Details
Classic: A Teacher's Simple Five-Step Planning Process	2/26/2019	Ongoing Professional Development	80	Details
A Teacher's Tool Box-Content Enhancement Routines - Elementary	[ blank ]	None	0	Details

Contact [SCLead.org](https://sclead.org) support if you have problems assigning professional learning.

1-877-314-1412 or <https://sclead.org/Help/Support>.