


**STATE OF SOUTH CAROLINA**  
**DEPARTMENT OF EDUCATION**

**MOLLY M. SPEARMAN**  
*STATE SUPERINTENDENT OF EDUCATION*



## VirtualSC Annual Report 2020–21

Submitted to the South Carolina General Assembly

Pursuant to S.C. Code Ann. § 59-16-60

October 19, 2021

The South Carolina Department of Education does not discriminate on the basis of race, color, religion, national origin, sex, sexual orientation, veteran status, or disability in admission to, treatment in, or employment in its programs and activities. Inquiries regarding the nondiscrimination policies should be made to the Employee Relations Manager, 1429 Senate Street, Columbia, South Carolina 29201, 803-734-8781. For further information on federal non-discrimination regulations, including Title IX, contact the Assistant Secretary for Civil Rights at [OCR.DC@ed.gov](mailto:OCR.DC@ed.gov) or call 1-800-421-3481.

## Contents

Introduction.....	1
Reporting Requirements .....	2
High School Supplemental Program.....	2
Growth .....	4
Expenditures .....	5
End-of-Course Examination Results.....	6
Advanced Placement Exam Results.....	6
Courses Being Developed and Redesigned .....	7
What Our Students Are Saying .....	7
Virtual Learning Labs and Robots.....	7
Middle School Pilot Program.....	8
Expenditures .....	9
Franchise Program .....	10
Elementary Keyboarding Program .....	12
Other Services Available .....	10
Test Preparation Services.....	10
Skills Recovery Services.....	10
Appendix A: Program Overview .....	12
Mission.....	12
Core Values.....	12
Goals and Objectives .....	12
Appendix B: VirtualSC Student Enrollment, 2020–21 .....	13
Public School Districts.....	13
Charter School District Schools.....	15
Private Schools.....	16
Appendix C: Successful Course Completion Rates by Subject and Course, 2020–21 .....	19
Appendix D: Advanced Placement, 2020–21 .....	23
Appendix E: Course Offerings, 2020–21.....	27
High School Courses.....	27
Middle School School Courses.....	29

## Introduction

The vision of the South Carolina Department of Education (SCDE) is that “All students graduate prepared for success in college, careers, and citizenship. By 2022, districts will have available a system of personalized and digital learning that supports students in a safe learning environment to meet the Profile of the South Carolina Graduate.”

Figure 1. *Profile of the South Carolina Graduate*

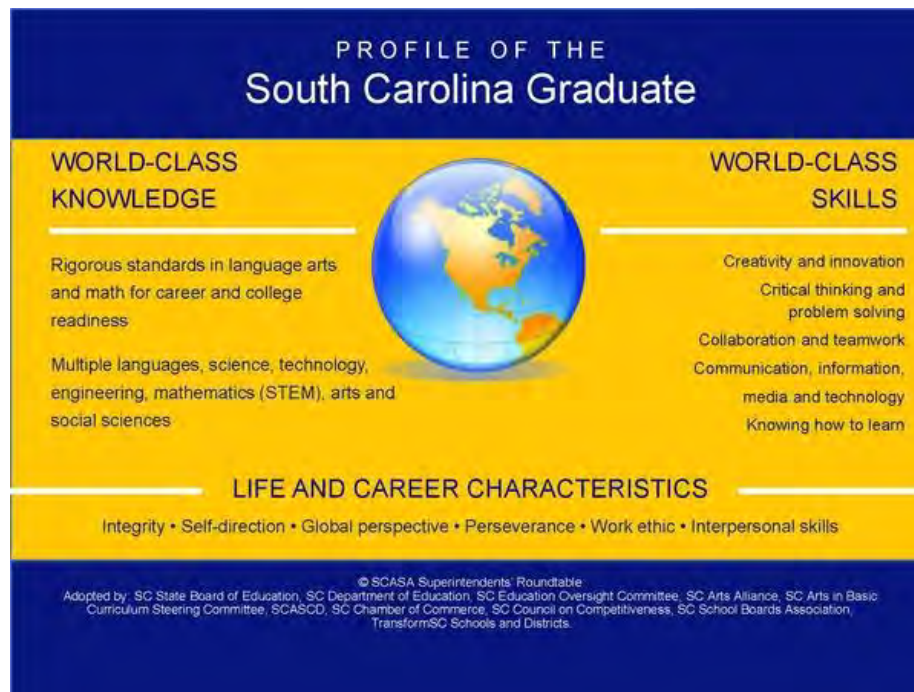


Figure 1. The *Profile of the South Carolina Graduate* represents the SCDE’s vision for student learning in the state, and has been adopted by a wide body of stakeholders and the state’s General Assembly. Source: South Carolina Department of Education. (2017). Retrieved from <http://ed.sc.gov/newsroom/profile-of-the-south-carolina-graduate/>

VirtualSC is proud to support the *Profile of the South Carolina Graduate* by offering multiple types of learning to students of all ages in South Carolina. VirtualSC is comprised of the High School Supplemental Program, the Franchise Program, the Elementary Keyboarding Program, and other services, including test preparation and skills recovery resources. For more information regarding VirtualSC’s mission, goals, and objectives, please see [Appendix A: Program Overview](#).

### *Reporting Requirements*

Effective May 15, 2007, S.C. Code Ann. § 59-16-60 legislation went into effect that requires VirtualSC to provide the General Assembly an annual report that must contain at least the following:

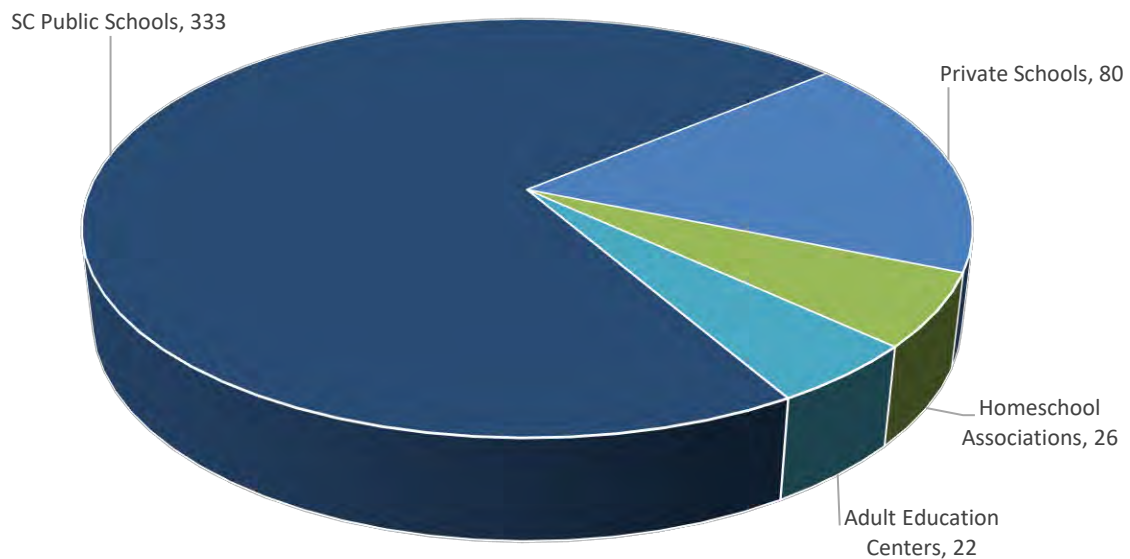
1. List of courses offered through the virtual school;
2. Number of local school districts and number of the district students participating in the virtual school;
3. Private schools and number of the private school students participating in the virtual school;
4. Number of homeschool students participating in the virtual school;
5. Success rates for students by courses enrolled in the virtual school;
6. Number of students who dropped a course and reasons for dropping;
7. Expenditures made for the virtual school; and
8. Number of students unable to enroll because of space limitation.

### **High School Supplemental Program**

VirtualSC's High School Supplemental Program is a free, state-sponsored, online program serving students currently attending public, private, and home schools in grades 7–12 and adult education programs. VirtualSC courses are taught by state-certified teachers who have shown expertise in their subject areas. All VirtualSC full-time teachers hold a rating of Highly Qualified in their subject area by the SCDE. In addition to their outstanding credentials, all full-time and part-time teachers must undergo in-service Online Professional Development training to teach with VirtualSC. Due to the high volume of student requests for courses, VirtualSC employed forty-six full-time teachers for the 2020–21 academic year in addition to 161 part-time teachers and language coaches.

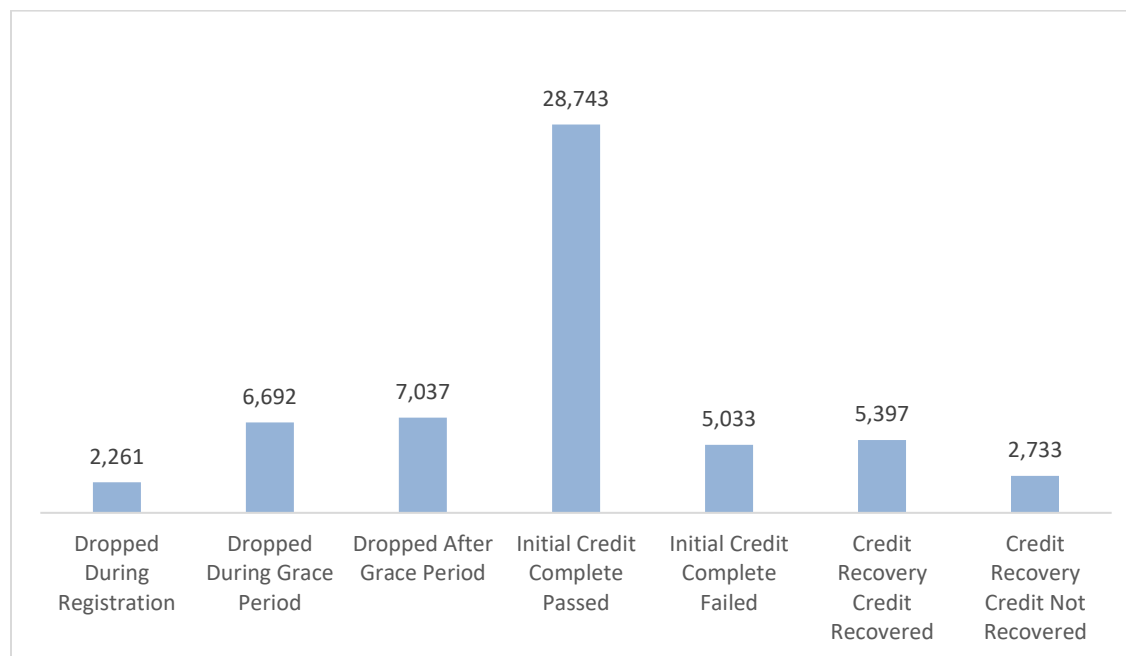
In 2020–21, VirtualSC served 28,871 students with 57,896 enrollments for 333 schools in 82 public school districts, 26 home school associations, 80 private schools, and 22 adult education centers located throughout South Carolina (for details, see [Appendix B: Student Enrollment by District](#)).

Figure 2. VirtualSC School Participation, 2020–21



Of the students who enrolled in their courses who stayed beyond the fourteen-day grace period, 34,140 successfully completed their courses, while 5,033 received a failing grade. Therefore, VirtualSC had a successful course completion rate of 87 percent for the school year. (For details on individual class success rates, see [Appendix C: Successful Course Completion Rates](#).) In addition, 2,261 dropped during the registration period, 6,692 dropped during the grace period, and 7,037 dropped after the grace period.

Figure 3. VirtualSC 2020–21 Enrollment Activity



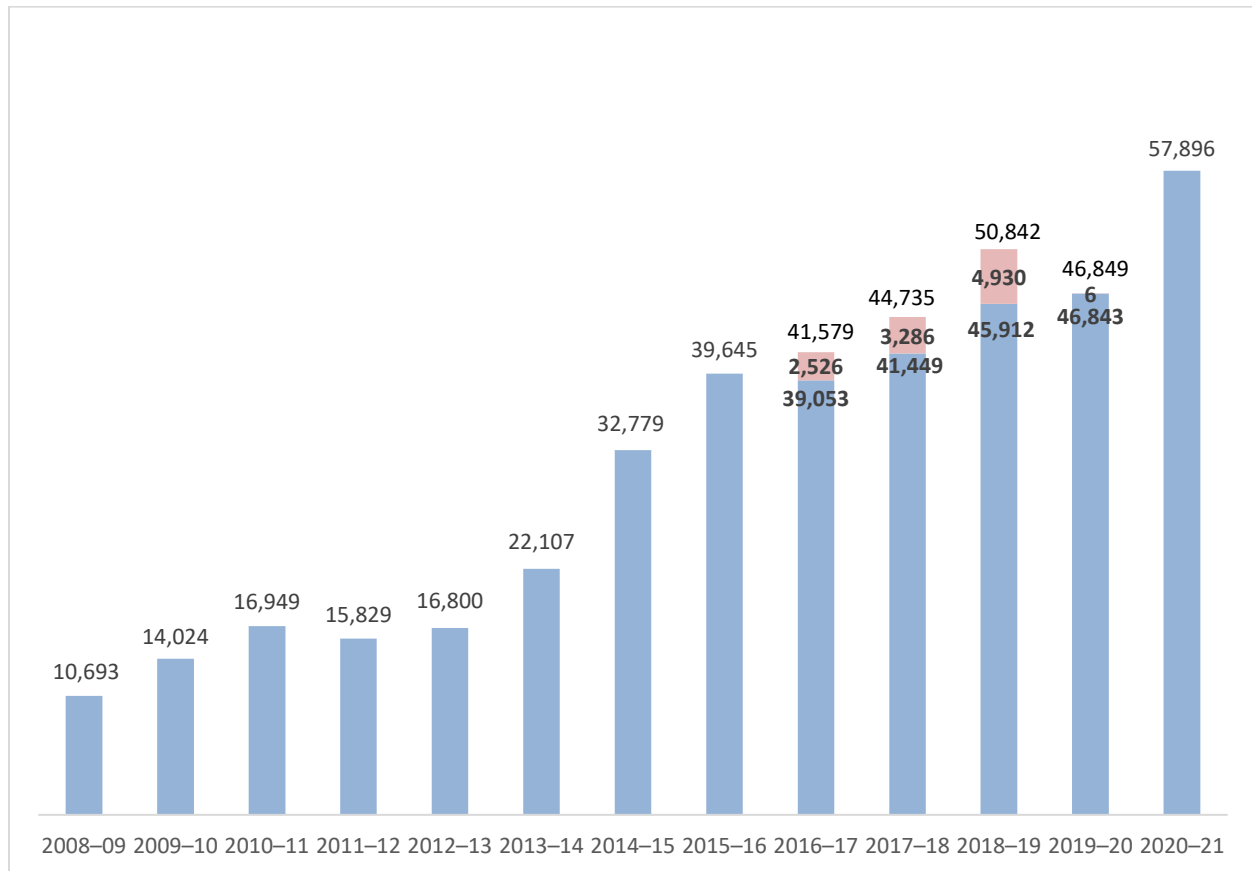
Among the most common reasons offered for dropping the class after the grace period were the following:

- Overextension (taking too many courses and/or involved in too many extracurricular activities);
- Rigor (more difficult than the student thought);
- Incompatibility with learning style (need face-to-face instruction in a brick and mortar classroom);
- Lack of understanding about the course requirements, especially language labs for world language courses; and
- Technology (non-compatible hardware and/or no internet connection at home).

### *Growth*

VirtualSC has been steadily growing since its pilot in 2007 and program inception in 2008. As demand increases, new courses are developed and added to the curriculum, which helps to increase enrollments. Although VirtualSC doesn't directly advertise, through word-of-mouth endorsements, the demand for existing courses has also increased. As demand increases, the faculty and administrative staff increases accordingly. During the 2020–21 school year, despite increased demand due to COVID-19, VirtualSC was able to serve every student who requested a class (see Figure 4). Over the life of the program, VirtualSC has more than quintupled its enrollments.

Figure 4. VirtualSC Student Enrollments, 2008–09 through 2020–21



### *Expenditures*

Expenditures for 2020–21 totaled \$10,235,226.28 for salaries and fringe benefits for all program administration, full-time teachers, and temporary adjunct teachers for the high school program. Additionally, the program spent \$1,544,629.16 for operating costs, including, but not limited to, program software, instructional technologies, and digital instructional materials for the high school program. Salary and fringe costs came from the General Fund, while the operating budget was appropriated through the General Fund, program-collected revenue, and other funds reimbursed by the General Assembly through Elementary and Secondary School Emergency Relief Funds (ESSER).

### *End-of-Course Examination Results*

During 2020–21, 324 VirtualSC students took End-of-Course Examination Program (EOCEP) courses, for which there is a state-mandated final exam. The passage rates for VirtualSC students taking this exam, as compared to the state passage rates for the same courses, are detailed in Table 1.

Table 1. 2020–21 VirtualSC EOCEP Course Results

Course	VirtualSC Number of Exams Taken	VirtualSC Number of Exams Passed	VirtualSC Exam Passage Rate	State Exam Passage Rate
Algebra 1	60	37	61.7%	61.5%
Biology 1	56	25	44.6%	57.3%
English 2	116	101	87.1%	83.5%
US History and Constitution	135	86	63.7%	58.2%
<b>Total/Average</b>	<b>367</b>	<b>249</b>	<b>67.8%</b>	<b>65.1%</b>

### *Advanced Placement Exam Results*

During 2020–21, 484 VirtualSC students took the national Advanced Placement (AP) exams. The passage rates, as compared to the state passage rates, are detailed in the table below:

Table 2. 2020–21 VirtualSC AP Course Results

Course <sup>a</sup>	VirtualSC Number of Exams Taken	VirtualSC Number of Exams Passed	VirtualSC Exam Passage Rate	State Exam Passage Rate
AP Art History	70	28	40.0%	49.5%
AP Biology	72	33	45.8%	65.2%
AP Calculus AB	54	7	13.0%	56.4%
AP English Language	75	48	64.0%	61.8%
AP English Literature	54	40	74.1%	49.1%
AP European History	45	28	62.2%	52.1%
AP Research	5	5	100.0%	84.0%
AP Statistics	65	32	49.2%	54.4%
AP US History	65	35	53.8%	49.3%
<b>Total/Average</b>	<b>505</b>	<b>244</b>	<b>50.7%</b>	<b>56.2%</b>

Note. <sup>a</sup>For a list of districts taking AP classes with VirtualSC, please see [Appendix D: Advanced Placement](#).



## *Courses Being Developed and Redesigned*

### **Courses Being Developed:**

- US History and Constitution Honors
- Government Honors
- 8th Grade Social Studies
- 6th Grade Science
- 7th Grade Science
- 3rd Grade Social Studies
- 3rd Grade Math

### **Courses Being Redesigned:**

- Child Development
- AP English Literature
- Environmental Science CP
- Physics CP
- Credit Recovery US History

For a complete list of courses that were offered during the 2020–21 school year, please see [Appendix C: Success Course Completion Rates](#) and [Appendix E: Course Offerings](#).

### *What Our Students Are Saying*

Some comments from the 2021 VirtualSC “Assess Your Learning” survey that students take at the end of their courses:

*“The pace was just right and the teacher was phenomenal.”*

*“[My teacher] was a great teacher and made the course fun and easy to complete. I really enjoyed this course and would definitely take another VirtualSC course or recommend it to others.”*

*“The rubrics were very clear on the work that was desired, therefore the work was easy to understand.”*

*“My experience in this course was great because my teacher was very patient and encouraging to me when I had trouble understanding material or needed help on assignments.”*

### *Virtual Learning Labs and Robots*

VirtualSC partners directly with schools to offer Virtual Learning Labs (VLLs) to help schools fulfill several needs from budget cuts, reduced funding, and unfilled teaching vacancies at smaller schools across the state. Through VLLs, VirtualSC provides a Highly Qualified SC-certified teacher and the SC standards-based virtual course, as well as virtually meets with the students during a set period of the school day to provide instruction. In 2014–15, VirtualSC conducted a robot pilot, which has become part of the VLL option. With the robots, the VirtualSC teacher can better connect with students in the classroom through the use of a Double Robot. During the 2020–21 school year, VirtualSC conducted four VLL sections at one school: Chemistry CP, Environmental Science CP, Spanish 1 CP, and Spanish 2 CP at the Governor’s School for the Arts and Humanities.

These classes included 68 enrollments and had a success rate of 95 percent.

### **Middle School Pilot Program**

On May 26, 2020, the AccelerateEd Task Force recommended that VirtualSC explore offering courses at lower grade levels in an effort to support schools and students affected by the COVID-19 pandemic. Detailed in the [Summer Learning & Operations Recommendations](#) publication, is the following:

4. Expansion of VirtualSC Offerings- The SCDE should work to develop increased online learning opportunities and resources for elementary and middle school students in the event that parents opt to keep students home beyond the date of a return of “normal” school operations. In this event, the burden should not fall on a classroom teacher to simultaneously create and implement traditional and eLearning instruction for students in the same class.

To address this recommendation along with expressed needs and interests of districts and families across South Carolina, VirtualSC offered an additional 11 courses to the existing 3 middle grade courses in spring 2021. Students in grades 6–8 were eligible to participate in 6th, 7th and 8th grade level English language arts (ELA), math, science, and 6th and 7th grade social studies courses in addition to three exploratory courses—Exploring World Languages, Introduction to Career Clusters and Latin 1a. All courses had enrollments in spring 2021 and were instructed by highly qualified VirtualSC teachers.

The primary objectives of the VirtualSC Middle School pilot year were:

- To provide South Carolina students a supplemental option to a full year’s curriculum for each middle school grade level in ELA, math, science, and social studies through online open education.
- To provide highly qualified instruction tailored to individual needs of each enrolled student.
- To provide open lines of communication and detailed reporting to students, parents, and sponsors.
- To participate in a continuous examination of curriculum, instructional practice, and needs of state sponsors (schools, districts, and parents) for program improvement after the pilot year.

During the pilot, VirtualSC served 591 middle school students in 669 enrollments with a 78.3 percent success rate.

As a result of the spring 2021 pilot Middle School program, in addition to the offerings mentioned above, VirtualSC was able to develop and offer the following services that were specific to the middle school student:

- Advanced activities were provided for students interested in completing the advanced designation. Guidance sessions were available to help students complete this option.
- Class pacing guides were provided to all students with opportunity to work ahead of pace.
- Exceptional learner plans were reviewed and supported by VirtualSC’s Exceptional Learner Specialist.

- One-on-one and group live session opportunities were available throughout the semester.
- An ELA coach assisted in individualized feedback on writing assignments.
- A *Middle School Homeroom* course was developed. This course provided middle grade students orientation activities, teachers' profiles and important documents prior to the start of a semester.
- OpenHouse was held online for all middle school students, families and sponsors.
- Weekly newsletters were coordinated and distributed throughout the semester.
- A Student Success team was created to maintain the homeroom course, present weekly program meetings for students, provide technical assistance and identify and encourage students who may be struggling with successful completion of assignments.

Also as a result of the success of the pilot program, VirtualSC is continuing to offer the middle school level courses as year-long (for core subjects) and semester-long (for exploratory subjects) in the 2021–22 school year.

For a complete list of courses that were offered during the 2020–21 school year, please see [Appendix C: Success Course Completion Rates](#) and [Appendix E: Course Offerings](#).

#### *Expenditures*

Expenditures for the middle school pilot totaled \$280,146.10 for salaries and fringe benefits for teachers and other staff. In addition, the middle school program spent \$666,353.05 for operating costs, including, but not limited to, program software, instructional technologies, and digital instructional materials. The middle school program pilot was completely funded through ESSER funds and will continue to seek funding from the General Assembly to sustain the program in future years.

## Franchise Program

VirtualSC began to offer a flexible Franchise Program to schools and districts across the state in 2014. This program allows districts to use VirtualSC-developed course content, the program's Learning Management System (Moodle), and the VirtualSC Student Information System (GeniusSIS) while using their own instructors. For the 2020–21 school year, VirtualSC had 20 franchise programs:

- Aiken County School District;
- Anderson School District One;
- Beaufort County School District;
- Berkeley County School District;
- Charleston County School District;
- Chesterfield County School District;
- Colleton County School District;
- South Carolina Department of Juvenile Justice;
- Dorchester County School District 4;
- Edgefield County School District;
- Greenville County School District;
- Greenwood School District 50;
- Lancaster County School District;
- Lexington County School District One;
- Lexington School District 4;
- Lexington & Richland County School District 5;
- School District of Oconee County;
- School District of Pickens County;
- SC Whitmore School; and
- Fort Mill School District (York County School District 4).

Due to COVID-19, the franchise program experienced unprecedented demand for remote learning. These franchises offered 1,887 sections, serving 20,332 students with 78,200 enrollments and had a 70 percent overall success rate.

Each district uses the curriculum provided in a slightly different way to meet their district's unique needs. Some examples of the innovative ways districts are using our program follow:

- **Aiken County School District** offers a complete virtual program for all students through their program called Aiken County Virtual Academy (ACVA). Students can take courses during the school day in a computer lab or at home. Students who take a course during the school day are placed in a dedicated ACVA lab where they are assisted by ACVA lab facilitators. Aiken's goal for their franchise program is "To provide Aiken School District with options that can help us best meet the needs of a diverse group of learners who come from different backgrounds, geographies, and who have different, yet viable goals for their education." To this end, they are able to serve the following populations:
  - Aiken Scholar's Academy;
  - Governor's School;

- Content Recovery;
- In Lieu of Expulsion;
- Block Scheduling Alternatives;
- Initial Credit Opportunities;
- Summer School;
- Homebound/Homebased; and
- Emotionally Disabled.

Through their franchise program, Aiken is able to offer a shortened term, Maymester, in the spring. The students in the Aiken franchise program experienced no delays or hiccups in learning when the schools closed in the spring due to the COVID-19 pandemic.

- **Berkeley County School District** provides virtual courses, through its online program called Berkeley County Virtual Learning Program (BCVLP), to high school students at the request of the school counselor. BCVLP focuses on offering courses to its transient population and to students who need courses to graduate. Berkeley also offers virtual courses to its adult education students. In the 2019–20 school year, BCVLP was able to work with one of its high schools to facilitate a blended learning option for their math department in order to address a teacher shortage. In addition, BCVLP was able to address the needs of students following the spring 2020 state-side school closures. BCVLP students were able to continue working in their courses seamlessly and enrollment was expanded as needed.
- **Dorchester County School District Four** delivers blended virtual courses to their district’s alternative program, Odyssey Educational Center. Teachers facilitate the classes through a competency-based model. Their class schedule is based on subjects, not courses. Students may be in different courses within a subject area and different parts of the course, but because the courses are virtual, the teacher can assist students individually. By using the franchise program at Odyssey, students have been able to complete more courses within the school year.
- **School District of Pickens County (SDPC)** provides virtual courses, through its online program called VirtualSDPC, to high school students at the request of the school counselors. Pickens opens their registration period after VirtualSC to allow students who were not able to request courses to do so through their program. VirtualSDPC offers a variety of core courses based on the needs of their students.
- **Lexington County School District One** ran a small supplemental program. Lexington 1 is now offering a full-time virtual option for students due to COVID-19.
- **Lexington School District 4** ran a small program for their alternative school students. Lexington 4 is now supplementing their virtual and hybrid students due to COVID-19.

## Elementary Keyboarding Program

South Carolina law was amended to require all statewide assessments to be administered online beginning in spring 2017. Students in grades 3–8 and in high school will be taking online assessments in ELA, mathematics, social studies, and science. Keyboarding skills are essential to students' success. To meet the expressed needs and inquiries of the districts and schools across South Carolina, VirtualSC offers a blended learning Elementary Keyboarding Program statewide. It supports personalized learning and customized education for every student through an online choice option for keyboarding instruction.

The primary objectives of the Elementary Keyboarding Program are:

- To provide instruction in alphabetic keyboarding to students in grades K–6;
- To provide instruction and practice in navigation through online open educational resources and activities; and
- To provide opportunity for students to compose paragraphs, short answers, or essay responses at the keyboard in a timely manner from writing prompts provided in the course.

During the 2020–21 school year, VirtualSC served 91,213 students and approximately 1,000 teachers and administrators in the following 40 districts/schools:

- |                        |  |
|------------------------|--|
| • Abbeville            | • Newberry                                     |
| • Aiken                | • Oconee                                       |
| • Anderson 2           | • Orangeburg County                            |
| • Anderson 3           | • Pickens County                               |
| • Anderson 4           | • Richland 2                                   |
| • Anderson 5           | • South Carolina School for the Deaf and Blind |
| • Barnwell 19          | • Spartanburg 2                                |
| • Berkeley             | • Spartanburg 3                                |
| • Charleston           | • Spartanburg 4                                |
| • Clover               | • Spartanburg 5                                |
| • Dillon 4             | • Sumter                                       |
| • Dorchester 2         |  |
| • Edgefield            |  |
| • Florence 5           |  |
| • Greenville           |  |
| • Greenwood 51         |  |
| • Greenwood 52         |  |
| • Laurens 56           |  |
| • Lexington 1          |  |
| • Lexington 2          |  |
| • Lexington 3          |  |
| • Lexington 4          |  |
| • Lexington/Richland 5 |  |

### Individual Schools:

- As-Sabeel Academy of Greenville
- Cape Romain Environmental Education Charter School
- Green Charter School
- Oconee Christian Academy
- Orange Grove Charter School
- Pine Street Elementary School (Spartanburg 7)

## Other Services Available

### *Test Preparation Services*

To assist students in preparing for national college entrance exams, such as the ACT, PSAT/NMSQT, and SAT, VirtualSC offers test preparation free-of-charge to any student or teacher in the state of South Carolina, whether they are enrolled in VirtualSC or not. These reviews were developed by Shmoop, a digital curriculum test preparation company that makes fun yet rigorous learning materials that help students prepare for national exams. In addition to the college entrance exams listed above, VirtualSC offers reviews for the following AP exams:

- AP Art History
- AP Biology
- AP Calculus
- AP Chemistry
- AP English Language
- AP English Literature
- AP Environmental Science
- AP European History
- AP Human Geography
- AP Macroeconomics
- AP Microeconomics
- AP Physics
- AP Psychology
- AP Spanish Literature
- AP Statistics
- AP US Government and Politics
- AP US History
- AP World History

### *Skills Recovery Services*

VirtualSC offers free ELA and math skills recovery resources to middle and high schools via EdReady. Both the ELA and math resources are standards-aligned and mastery-based, and provide a personalized learning experience based upon each student's current level of skill and understanding. In addition, the resources are available to schools to use in the manner that best suits the needs of their students. The resources are not provided with a VirtualSC teacher, but VirtualSC works directly with the schools to provide free online curricula, administrative support for troubleshooting, and free training for the school's teachers and staff.

## **Appendix A: Program Overview**

Following a one-year pilot, the South Carolina Virtual School Program (SCVSP), legislatively created in May 2007, began offering courses in the 2007–08 academic year as a supplemental program for students in traditional brick and mortar public schools, private schools, and homeschools. Since then, the program, now known as VirtualSC, has worked with these diploma-granting schools, as well as adult education centers, to provide state-funded online courses for high school credit at no cost to the students.

### *Mission*

The mission of VirtualSC is to provide South Carolina students with flexible and rigorous online learning opportunities that will help them acquire the knowledge, skills, and characteristics necessary for college and career readiness.

### *Core Values*

The following are the core values that guide VirtualSC:

1. The student should be at the center of each decision.
2. Integrity, honesty, and respect are paramount in all aspects of VirtualSC's operations.
3. Courses must be engaging and interactive with rigorous standards-based content to meet the diverse educational needs of the students.
4. Students, parents, and sponsors should be active partners in the process.
5. All students, parents, teachers, and sponsors are accountable for their role in the educational process.
6. Continuous examination is vital to program improvement.

### *Goals and Objectives*

VirtualSC strives to reach the following goals and objectives:

1. Focus on the individual success of each student and tailor courses to students' educational needs.
2. Provide students with access to Advanced Placement™ and specialized courses, which may not be offered at their traditional brick and mortar schools in order to promote educational equality.
3. Provide an alternative to students who may not be able to complete their high school education without access to flexible options (e.g. students with children, students with mitigating work schedules/circumstances, students with disabilities or medical issues).
4. Provide credit recovery courses for students.
5. Provide students with a 21st century education to make them competitive in the workforce after their high school graduation or in their pursuit of a degree from a higher educational institution.



## Appendix B: VirtualSC Student Enrollment, 2020–21

### *Public School Districts*

<b>School District</b>	<b>Total Enrollment</b>
Abbeville 60	252
Adult Education	463
Aiken	2,208
Allendale	168
Anderson 1	451
Anderson 2	49
Anderson 3	106
Anderson 4	52
Anderson 5	108
Bamberg 1	2
Bamberg 2	7
Barnwell 19	41
Barnwell 29	52
Barnwell 45	13
Beaufort	413
Berkeley	6,104
Calhoun	2
Charleston	3,334
Charter Institute at Erskine	1,826
Cherokee	289
Chester	47
Chesterfield	356
Clarendon 1	87
Clarendon 2	48
Clarendon 3	318
Colleton	287
Darlington	83
Dillon 4	104
Dorchester 2	1,738
Dorchester 4	4
Edgefield	87
Fairfield	2
Florence 1	784
Florence 2	877
Florence 3	101
Florence 4	149

<b>School District</b>	<b>Total Enrollment</b>
Florence 5	60
Georgetown	423
Governor's School	242
Greenville	9,859
Greenwood 50	225
Greenwood 51	209
Greenwood 52	53
Hampton 1	57
Home School	802
Horry 1	305
Jasper	13
Kershaw	274
Lancaster	813
Laurens 55	270
Laurens 56	202
Lee	96
Lexington 1	2,519
Lexington 2	1,262
Lexington 3	5
Lexington 4	396
Lexington 5	947
Marion 10	19
Marlboro	14
McCormick	14
Newberry	110
Oconee	686
Orangeburg	692
Pickens	4,205
Private Schools	1,237
Richland 1	416
Richland 2	4,388
Saluda	194
SC School for the Deaf and Blind	4
South Carolina Public Charter School District	1,985
Spartanburg 1	39
Spartanburg 2	186
Spartanburg 3	85
Spartanburg 4	177
Spartanburg 5	186
Spartanburg 6	143

<b>School District</b>	<b>Total Enrollment</b>
Spartanburg 7	330
Sumter	1,129
Union	13
Williamsburg	95
York 1	36
York 2	279
York 3	351
York 4	839
<b>Total</b>	<b>57,896</b>

*Charter School District Schools*

<b>Charter Institute at Erskine Schools</b>	<b>Enrollment</b>
Brashier Middle College Charter High School	136
Calhoun Falls Charter School	13
Coastal Leadership Academy	27
Cyber Academy of South Carolina	209
Gray Collegiate Academy	26
Legion Collegiate Academy	73
Lowcountry Leadership High School	47
Midlands STEM Institute	85
Oceanside Collegiate Academy	86
Odyssey Online Learning	8
Royal Live Oaks Academy Charter School for the Arts and Sciences	180
South Carolina Connections Academy	305
South Carolina Preparatory Academy	9
South Carolina Virtual Charter School	571
Thornwell Charter School	51

<b>South Carolina Public Charter School District Schools</b>	<b>Enrollment</b>
Bridges Preparatory School	35
East Point Academy	3
Felton Laboratory Charter School	2
Fox Creek High School	83
Green Charter School	24
Green Charter School of the Midlands	3
Greenville Tech Charter High	175
Greer Middle College Charter High School	71
High Point Academy	100
Lead Academy Charter School	10

Lowcountry Montessori School	43
Midlands Arts Conservatory	9
Midlands Middle College	221
Next High School	132
Palmetto Scholars Academy	239
Pee Dee Math, Science and Technology Academy	391
Polaris Tech	38
Riverwalk Academy	17
SC Whitmore School	117
Spartanburg Preparatory School	2
York Preparatory Academy	269
Youth Leadership Academy Charter Middle School	1
<b>Total</b>	<b>3,811</b>

*Private Schools*

<b>Private School</b>	<b>Enrollment</b>
Anderson Christian School	6
Beaufort Academy	5
Ben Lippen School	5
Bishop England High School	57
Bread of Life Christian Academy	3
Cambridge Academy	10
Camden Military Academy	1
Cardinal Newman School	33
Cathedral Academy	9
Charleston Collegiate School	4
Christ Church Episcopal School	1
Christian Academy of Myrtle Beach	21
Clarendon Hall School	36
Colleton Prep Academy	31
Comenius School For Creative Leadership	30
Covenant Classical Christian School	5
Crown Leadership Academy	9
Dillon Christian School	8
Divine Redeemer Catholic School	32
Dorchester Academy	3
Faith Christian School	7
First Baptist School	121
First Presbyterian Academy	24

<b>Private School</b>	<b>Enrollment</b>
Francis Hugh Wardlaw Academy	9
Glenforest School	4
Greenville Classical Academy	2
Hammond School	2
Hampton Park Christian School	6
Hawthorne Christian Academy	1
Heathwood Hall Episcopal School	27
Hilton Head Christian Academy	43
Hilton Head Preparatory School	1
Holly Hill Academy	15
John Paul II Catholic School	6
Kingstree Christian Academy	3
Lake Pointe Academy	5
Legacy Christian Academy	1
Lowcountry Preparatory School	29
Mead Hall Episcopal School	2
Mitchell Road Christian Academy	9
Montessori School of Anderson	2
Mountain View Christian Academy	4
New Covenant School	3
New Hope Carolinas	2
New Prospect Christian School	4
Northside Christian Academy	13
Northwood Academy	17
Oakbrook Preparatory School	9
Oakwood Christian School	32
Oconee Christian Academy	49
Orangeburg Preparatory School	6
Our Lady of the Rosary Catholic School	2
Palmetto Christian Academy	6
Palmetto Christian Academy of Greenwood	3
Patrick Henry Academy	27
Pee Dee Academy	95
Pinewood Prep School	33
Ragin Preparatory Academy School	40
Richard Winn Academy	4
Robert E. Lee Academy	7
South Aiken Baptist Christian School	21
Southside Christian School	2
Spartanburg Christian Academy	29

<b>Private School</b>	<b>Enrollment</b>
St. Anne Catholic School	5
St. Elizabeth Ann Seton Catholic High School	17
St. John's Christian Academy	11
St. Joseph's Catholic School	7
St. Mary's Catholic School	1
Sumter Christian School	12
Sundrops Montessori	27
Temple Christian Academy	30
The Carolina Academy	14
Thomas Heyward Academy	3
Thomas Sumter Academy	1
Town Creek Christian Academy	5
University School of the Lowcountry	32
W. Wyman King Academy	1
Walnut Grove Christian School	10
Westminster Catawba Christian School	20
Williamsburg Academy	5
<b>Total</b>	<b>1,237</b>

## Appendix C: Successful Course Completion Rates by Subject and Course, 2020–21

Subject	Course	Completed Successfully	Completed Failed	Total Completed	Successful Completion Rate
<b>Academic Electives</b>	AP Research	5	0	5	100.00%
<b>CTE</b>	Child Development 1 CP	808	82	890	90.79%
	Discovering Computer Science	117	32	149	78.52%
	Family Life Education 1 CP	538	122	660	81.52%
	Family Life Education 1 CP Fast Track	117	48	165	70.91%
	Fundamentals of Computing	250	75	325	76.92%
	Fundamentals of Webpage Design and Development CP	653	82	735	88.84%
	Health Science 1 CP	536	62	598	89.63%
	Health Science 1 CP Fast Track	91	35	126	72.22%
	Health Science 3: Human Structure and Function CP	169	17	186	90.86%
	Integrated Business Applications CP Fast Track	119	45	164	72.56%
	Introduction to Career Clusters	135	45	180	75.00%
	IT Fundamentals CP	1,929	130	2,059	93.69%
	Medical Terminology CP	1,043	121	1,164	89.60%
	Medical Terminology CP Fast Track	122	44	166	73.49%
	Parenting Education 1 CP	305	126	431	70.77%
	Parenting Education 1 CP Fast Track	121	59	180	67.22%
	Personal Finance CP	1,051	194	1,245	84.42%
<b>ELA</b>	6th Grade English	15	3	18	83.33%
	7th Grade English	24	12	36	66.67%
	8th Grade English	29	7	36	80.56%
	AP English Language and Composition	78	4	82	95.12%
	AP English Literature and Composition	60	1	61	98.36%
	Credit Recovery English 1	576		576	100.00%
	Credit Recovery English 2	637		637	100.00%

<b>Subject</b>	<b>Course</b>	<b>Completed Successfully</b>	<b>Completed Failed</b>	<b>Total Completed</b>	<b>Successful Completion Rate</b>
	Credit Recovery English 3	560		560	100.00%
	Credit Recovery English 4	258		258	100.00%
	English 1 CP	123	18	141	87.23%
	English 1 Honors	33	9	42	78.57%
	English 2 CP	93	45	138	67.39%
	English 2 Honors	67	5	72	93.06%
	English 3 CP	1,106	251	1,357	81.50%
	English 3 Honors	74	25	99	74.75%
	English 4 CP	1,099	293	1,392	78.95%
	English 4 Honors	63	5	68	92.65%
<b>Health /PE</b>	Personal Health CP	1,820	138	1,958	92.95%
	Personal Health CP Fast Track	159	24	183	86.89%
	Physical Education 1 CP	2,446	113	2,559	95.58%
	Physical Education 1 CP Fast Track	105	45	150	70.00%
<b>Math</b>	6th Grade Mathematics	2	1	3	66.67%
	7th Grade Mathematics	7	3	10	70.00%
	8th Grade Mathematics	9	1	10	90.00%
	Algebra 1 CP	92	18	110	83.64%
	Algebra 2 CP	974	239	1,213	80.30%
	AP Calculus AB	68	6	74	91.89%
	AP Statistics	69	11	80	86.25%
	Credit Recovery Algebra 1	526		526	100.00%
	Credit Recovery Algebra 2	401		401	100.00%
	Credit Recovery Geometry	348	0	348	100.00%
	Foundations in Algebra	34	11	45	75.56%
	Geometry CP	504	242	746	67.56%
	Intermediate Algebra	52	18	70	74.29%
	Pre-Calculus CP	77	15	92	83.70%
	Probability and Statistics CP	898	374	1,272	70.60%
<b>Science</b>	6th Grade Science	3	1	4	75.00%
	7th Grade Science	28	8	36	77.78%
	8th Grade Science	22	9	31	70.97%
	Anatomy and Physiology CP	85	5	90	94.44%
	AP Biology	68	14	82	82.93%
	Astronomy Honors	59	2	61	96.72%



<b>Subject</b>	<b>Course</b>	<b>Completed Successfully</b>	<b>Completed Failed</b>	<b>Total Completed</b>	<b>Successful Completion Rate</b>
	Biology 1 CP	124	18	142	87.32%
	Chemistry CP	94	38	132	71.21%
	Credit Recovery Biology	639		639	100.00%
	Credit Recovery Chemistry	245		245	100.00%
	Credit Recovery Earth Science	141		141	100.00%
	Earth Science CP	472	174	646	73.07%
	Environmental Science CP	504	132	636	79.25%
	Forensic Science CP	498	103	601	82.86%
	Physics CP	47	14	61	77.05%
<b>Social Studies</b>	6th Grade Social Studies	7	9	16	43.75%
	7th Grade Social Studies	10	9	19	52.63%
	AP European History	41	9	50	82.00%
	AP US History and Constitution	63	12	75	84.00%
	Credit Recovery Economics	271		271	100.00%
	Credit Recovery Government	343		343	100.00%
	Credit Recovery US History	452		452	100.00%
	Economics and Personal Finance CP	2,589	171	2,760	93.80%
	Economics and Personal Finance CP Fast Track	93	16	109	85.32%
	Government CP	2,313	376	2,689	86.02%
	Government CP Fast Track	60	23	83	72.29%
	Human Geography CP	139	75	214	64.95%
	Psychology CP	287	25	312	91.99%
	Psychology CP Fast Track	93	20	113	82.30%
	Sociology CP	156	74	230	67.83%
	US History and Constitution CP	162	23	185	87.57%
<b>Visual and Performing Arts</b>	AP Art History	82	1	83	98.80%
	Art History Honors	152	5	157	96.82%
	Media Arts 1 CP	335	62	397	84.38%
	Music Appreciation 1	706	176	882	80.05%

<b>Subject</b>	<b>Course</b>	<b>Completed Successfully</b>	<b>Completed Failed</b>	<b>Total Completed</b>	<b>Successful Completion Rate</b>
<b>World Languages</b>	AP Latin	2		2	100.00%
	Exploring World Languages in South Carolina	128	8	136	94.12%
	French 1 CP	83	11	94	88.30%
	French 2 CP	82	16	98	83.67%
	French 3 Honors	61	6	67	91.04%
	German 1 CP	59	11	70	84.29%
	German 2 CP	57	4	61	93.44%
	German 3 Honors	32	1	33	96.97%
	Latin 1 CP	34	12	46	73.91%
	Latin 1a	1		1	100.00%
	Latin 1b	3		3	100.00%
	Latin 2 CP	24	9	33	72.73%
	Latin 3 Honors	18	1	19	94.74%
	Spanish 1 CP	194	48	242	80.17%
	Spanish 2 CP	225	23	248	90.73%
	Spanish 3 CP	31	18	49	63.27%
	Spanish 3 Honors	128	5	133	96.24%
<b>Total/ Average</b>		<b>34,140</b>	<b>5,033</b>	<b>39,173</b>	<b>87.15%</b>

## Appendix D: Advanced Placement, 2020–21

Per the following table, 952 students took AP courses with VirtualSC during the 2020–21 school year.

District	School	Enrollment
Abbeville	Dixie High School	1
Aiken	Aiken High School	5
	Midland Valley High School	3
	North Augusta High School	10
	Silver Bluff High School	1
	South Aiken High School	4
Anderson 1	Palmetto High School	13
	Powdersville High School	1
	Wren High School	6
Anderson 4	Pendleton High School	4
Beaufort	Beaufort High School	7
	Bluffton High School	3
	May River High School	6
Berkeley	Berkeley County Middle College	3
	Berkeley High School	16
	Cane Bay High School	17
	Cross High School	2
	Goose Creek High School	17
	Philip Simmons High School	2
	Timberland High School	14
Charleston	Charleston County School for Math and Science	3
	Charleston County School of the Arts	5
	Lucy Garrett Beckham High School	1
	Military Magnet Academy	1
	Wando High School	24
	West Ashley High School	1
Charter Institute at Erskine	Odyssey Online	1
	Royal Live Oaks Academy Charter School for the Arts and Sciences	4
	South Carolina Virtual Charter School	21
Cherokee	Gaffney High School	1
Chesterfield	Cheraw High School	1
Clarendon 3	East Clarendon High School	2
Dillon 4	Dillon High School	1
Dorchester 2	Ashley Ridge High School	4

<b>District</b>	<b>School</b>	<b>Enrollment</b>
Edgefield Florence 1	Fort Dorchester High School	2
	Summerville High School	29
	Strom Thurmond High School	1
	South Florence High School	2
	West Florence High School	23
Florence 2	Wilson Senior High School	8
	Hannah-Pamplico High School	2
	Georgetown High School	1
Georgetown	Waccamaw High School	19
	Governor's School for the Arts and Humanities	16
Governor's School Greenville	Berea High School	3
	Blue Ridge High School	5
	Eastside High School	12
	Greenville Senior High Academy	26
	Hillcrest High School	6
	J. L. Mann Academy	17
	Mauldin High School	5
	Riverside High School	31
	Southside High School	3
	Travelers Rest High School	2
	Wade Hampton High School	34
	Home Schools	25
	Carolina Forest High School	3
	Socastee High School	4
	St. James High School	2
Lancaster	Buford High School	3
Laurens 55	Laurens District 55 High School	5
Laurens 56	Clinton High School	5
Lexington 1	Gilbert High School	6
	Lexington High School	12
	River Bluff High School	54
	White Knoll High School	12
	Airport High School	1
Lexington 2	Brookland-Cayce High School	16
Lexington 4	Swansea High School	1
Lexington 5	Chapin High School	12
	Dutch Fork High	8
	Irmo High School	3
	Spring Hill High School	2

<b>District</b>	<b>School</b>	<b>Enrollment</b>
McCormick	McCormick High School	2
Newberry	Mid-Carolina High School	2
Oconee	Seneca Senior High	29
	Walhalla Senior High	1
	West-Oak High School	6
Orangeburg	High School for Health Professions	2
Pickens	D. W. Daniel High School	39
	Easley High School	19
	Liberty High School	9
	Pickens High School	12
Private Schools	Anderson Christian School	2
	Clarendon Hall School	2
	Comenius School for Creative Leadership	1
	Covenant Classical Christian School	2
	Faith Christian School	1
	First Baptist School	1
	First Presbyterian Academy	1
	Hammond School	1
	Oakbrook Preparatory School	1
	Oakwood Christian School	7
	Pinewood Prep School	1
	South Aiken Baptist Christian School	7
	Spartanburg Christian Academy	1
	St. John's Christian Academy	2
	University School of the Lowcountry	2
	Walnut Grove Christian School	2
Richland 1	A.C. Flora High School	1
	Dreher High School	3
	Eau Claire High School	5
	Lower Richland High School	8
	Richland One Middle College	2
Richland 2	Blythewood High School	18
	Richland Northeast High	6
	Richland Two Charter High School	2
	Ridge View High School	2
	Spring Valley High School	16
	Westwood High School	4
Saldua	Saluda High School	4
SCPCSD	Green Charter School	2
	Next High School	1

<b>District</b>	<b>School</b>	<b>Enrollment</b>
	Palmetto Scholars Academy	6
	Pee Dee Math Science & Technology Academy	1
	SC Whitmore School	4
	York Preparatory Academy	10
Spartanburg 1	Chapman High School	2
Spartanburg 2	Boiling Springs High School	5
Spartanburg 4	Woodruff High School	1
Spartanburg 5	James F. Byrnes High School	1
Spartanburg 6	Dorman High School	3
Spartanburg 7	Spartanburg Senior High School	1
Sumter	Sumter High School	3
Union	Union County High School	2
Williamsburg	C E Murray High School	2
	Kingstree Senior High School	1
York 1	York Comprehensive High School	3
York 2	Clover High School	6
York 3	Northwestern High School	13
	Rock Hill High School	8
	South Pointe High School	8
York 4	Catawba Ridge High School	4
	Fort Mill High School	3
	Nation Ford High School	5
<b>Total</b>		<b>952</b>

## Appendix E: Course Offerings, 2020–21

### *High School Courses*

<b>Course</b>	<b>Enrollment</b>
Algebra 1 CP	189
Algebra 2 CP	1,615
Anatomy and Physiology CP	152
AP Art History	114
AP Biology	121
AP Calculus AB	100
AP Capstone Seminar	4
AP English Language and Composition	108
AP English Literature and Composition	99
AP European History	118
AP Latin	8
AP Research	5
AP Statistics	112
AP US History and Constitution	163
Art History Honors	177
Astronomy Honors	112
Biology 1 CP	247
Chemistry CP	216
Child Development 1 CP	1,212
Credit Recovery Algebra 1	1,262
Credit Recovery Algebra 2	1,170
Credit Recovery Biology	1,393
Credit Recovery Chemistry	603
Credit Recovery Earth Science	413
Credit Recovery Economics	505
Credit Recovery English 1	1,218
Credit Recovery English 2	1,274
Credit Recovery English 3	977
Credit Recovery English 4	464
Credit Recovery Geometry	1,394
Credit Recovery Government	564
Credit Recovery US History	968
Discovering Computer Science	230
Earth Science CP	879
Economics and Personal Finance CP	3,360
Economics and Personal Finance CP Fast Track	148

<b>Course</b>	<b>Enrollment</b>
English 1 CP	225
English 1 Honors	53
English 2 CP	219
English 2 Honors	92
English 3 CP	1,761
English 3 Honors	153
English 4 CP	1,776
English 4 Honors	110
Environmental Science CP	904
Family Life Education 1 CP	915
Family Life Education 1 CP Fast Track	229
Forensic Science CP	795
Foundations in Algebra	100
French 1 CP	181
French 2 CP	162
French 3 Honors	110
Fundamentals of Computing	521
Fundamentals of Webpage Design and Development CP	1,045
Geometry CP	1,219
German 1 CP	106
German 2 CP	86
German 3 Honors	46
Government CP	3,277
Government CP Fast Track	115
Health Science 1 CP	877
Health Science 1 CP Fast Track	190
Health Science 3: Human Structure and Function CP	248
Human Geography CP	315
Integrated Business Applications CP Fast Track	217
Intermediate Algebra	99
IT Fundamentals CP	2,485
Latin 1 CP	91
Latin 1b	7
Latin 2 CP	62
Latin 3 Honors	40
Media Arts 1 CP	643
Medical Terminology CP	1,527
Medical Terminology CP Fast Track	211
Music Appreciation 1 CP	1,192
Parenting Education 1 CP	663



<b>Course</b>	<b>Enrollment</b>
Personal Finance CP	1,768
Personal Health CP	2,302
Personal Health CP Fast Track	217
Physical Education 1 CP	2,905
Physical Education 1 CP Fast Track	177
Physics CP	86
Pre-Calculus CP	129
Probability and Statistics CP	1,846
Psychology CP	437
Psychology CP Fast Track	166
Sociology CP	391
Spanish 1 CP	427
Spanish 2 CP	513
Spanish 3 CP	154
Spanish 3 Honors	243
US History and Constitution CP	330
World Geography CP	168
World History CP	173
<b>Total</b>	<b>57,113</b>

*Middle School School Courses*

<b>Course</b>	<b>Enrollment</b>
6th Grade English	26
6th Grade Mathematics	10
6th Grade Science	7
6th Grade Social Studies	21
7th Grade English	42
7th Grade Mathematics	14
7th Grade Science	39
7th Grade Social Studies	26
8th Grade English	48
8th Grade Mathematics	17
8th Grade Science	39
Exploring World Languages in SC	216
Introduction to Career Clusters	260
Latin 1a	18
<b>Total</b>	<b>783</b>