


STATE OF SOUTH CAROLINA
DEPARTMENT OF EDUCATION

MOLLY M. SPEARMAN
STATE SUPERINTENDENT OF EDUCATION



VirtualSC Annual Report 2019–20

Submitted to the South Carolina General Assembly

Pursuant to §59-16-60

November 5, 2020

The South Carolina Department of Education does not discriminate on the basis of race, color, religion, national origin, sex, sexual orientation, veteran status, or disability in admission to, treatment in, or employment in its programs and activities. Inquiries regarding the nondiscrimination policies should be made to the Employee Relations Manager, 1429 Senate Street, Columbia, South Carolina 29201, 803-734-8781. For further information on federal non-discrimination regulations, including Title IX, contact the Assistant Secretary for Civil Rights at OCR.DC@ed.gov or call 1-800-421-3481.

Contents

Introduction.....	1
Reporting Requirements	2
High School Supplemental Program.....	3
Growth	4
Expenditures	6
End-of-Course Examination Results.....	6
Advanced Placement Exam Results.....	6
Courses Being Developed and Redesigned	7
What Our Students Are Saying	7
Virtual Learning Labs and Robots	8
Middle School Pilot Program.....	8
Franchise Program	9
Elementary Keyboarding Program	11
Other Services Available	11
Test Preparation Services.....	11
Skills Recovery Services.....	11
Appendix A: Program Overview	12
Mission.....	12
Core Values.....	12
Goals and Objectives	12
Appendix B: VirtualSC Student Enrollment, 2019–20	13
Public School Districts.....	13
Charter School District Schools.....	15
Private Schools.....	16
Appendix C: Successful Course Completion Rates by Subject and Course, 2019–20.....	19
Appendix D: Advanced Placement, 2019–20	23
Appendix E: Course Offerings, 2019–20.....	26

Introduction

The vision of the South Carolina Department of Education (SCDE) is that “All students graduate prepared for success in college, careers, and citizenship. By 2022, districts will have available a system of personalized and digital learning that supports students in a safe learning environment to meet the Profile of the South Carolina Graduate.”

Figure 1. *Profile of the South Carolina Graduate*

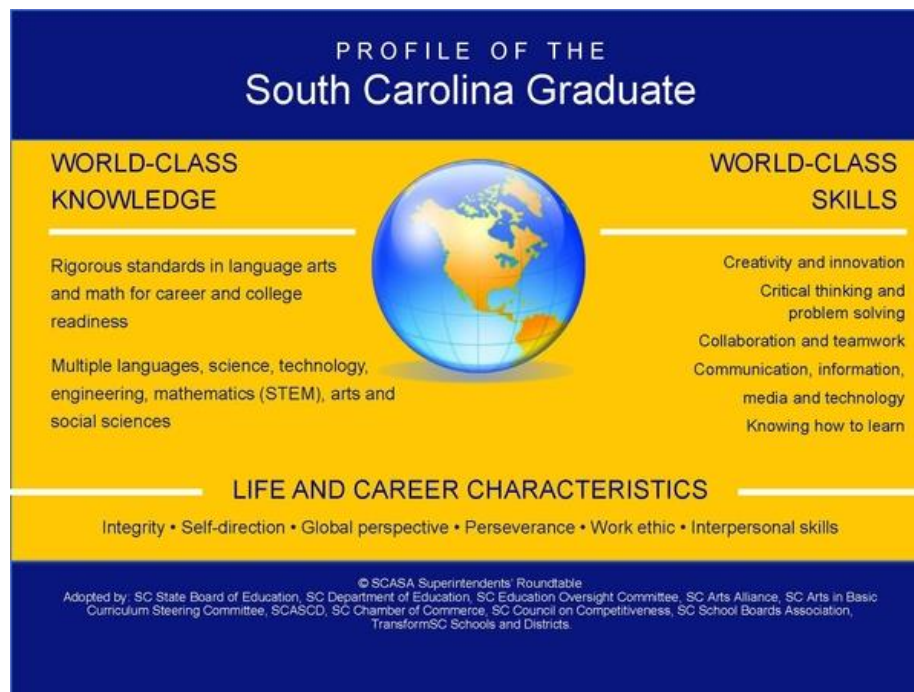


Figure 1. The *Profile of the South Carolina Graduate* represents the SCDE’s vision for student learning in the state, and has been adopted by a wide body of stakeholders and the state’s General Assembly. Source: South Carolina Department of Education. (2017). Retrieved from <http://ed.sc.gov/newsroom/profile-of-the-south-carolina-graduate/>

VirtualSC is proud to support the *Profile of the South Carolina Graduate* by offering multiple types of learning to students of all ages in South Carolina. VirtualSC is comprised of the High School Supplemental Program, the Franchise Program, the Elementary Keyboarding Program, and other services, including test preparation and skills recovery resources. For more information regarding VirtualSC’s mission, goals, and objectives, please see [Appendix A: Program Overview](#).

Reporting Requirements

Effective May 15, 2007, S.C. Code § 59-16-60 legislation went into effect that requires VirtualSC to provide the General Assembly an annual report that must contain at least the following:

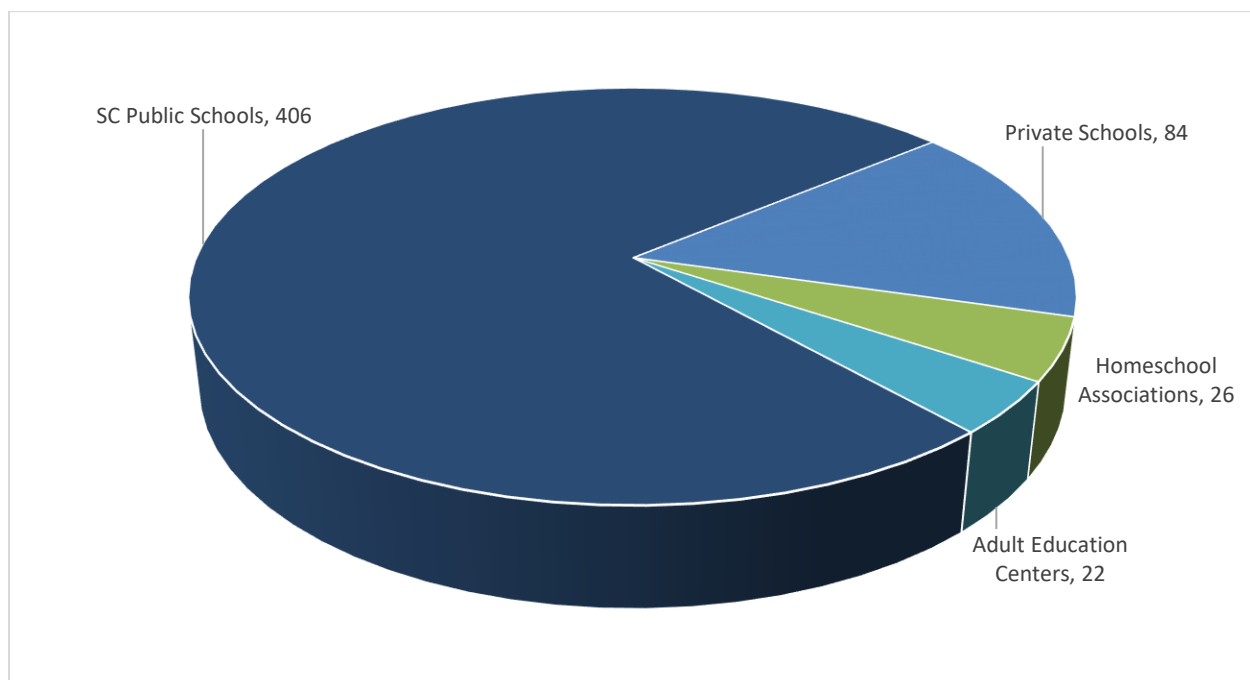
1. List of courses offered through the virtual school;
2. Number of local school districts and number of the district students participating in the virtual school;
3. Private schools and number of the private school students participating in the virtual school;
4. Number of homeschool students participating in the virtual school;
5. Success rates for students by courses enrolled in the virtual school;
6. Number of students who dropped a course and reasons for dropping;
7. Expenditures made for the virtual school; and
8. Number of students unable to enroll because of space limitation.

High School Supplemental Program

VirtualSC’s High School Supplemental Program is a free, state-sponsored, online program serving students currently attending public, private, and home schools in grades 7–12 and adult education programs. VirtualSC courses are taught by state-certified teachers who have shown expertise in their subject areas. All VirtualSC full-time teachers hold a rating of Highly Qualified in their subject area by the SCDE. In addition to their outstanding credentials, all full-time and part-time teachers must undergo in-service Online Professional Development training to teach with VirtualSC. Due to the high volume of student requests for courses, VirtualSC employed forty full-time teachers for the 2019–20 academic year in addition to 100 part-time teachers and language coaches.

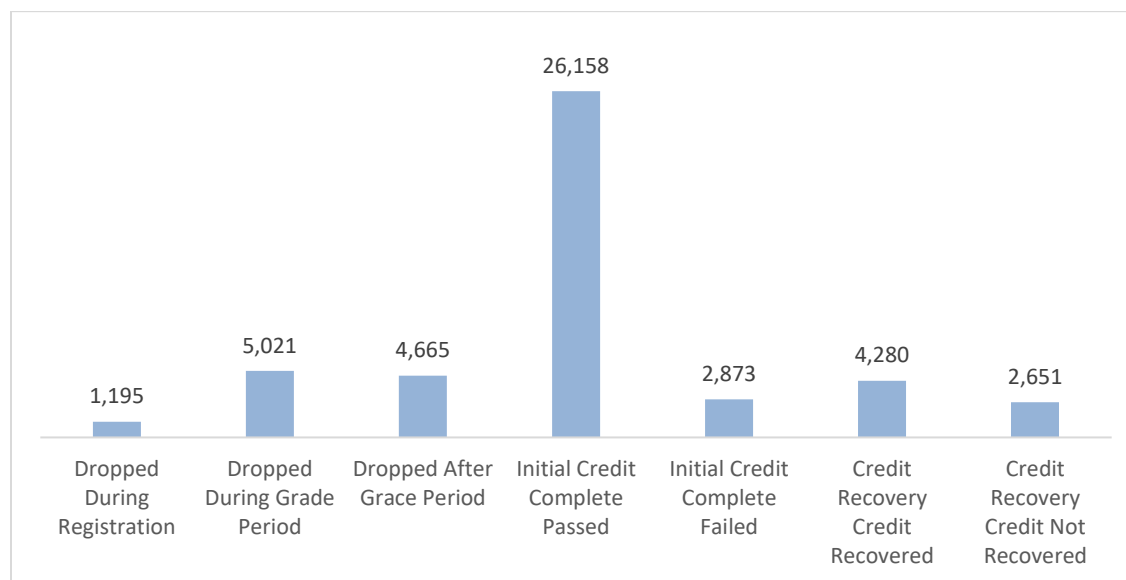
In 2019–20, VirtualSC served 26,812 students with 46,843 enrollments for 406 schools in 81 public school districts, 26 home school associations, 84 private schools, and 22 adult education centers located throughout South Carolina (for details, see [Appendix B: Student Enrollment by District](#)).

Figure 2. VirtualSC School Participation, 2019–20



Of the students who enrolled in their courses who stayed beyond the fourteen-day grace period, 30,438 successfully completed their courses, while 2,873 received a failing grade. Therefore, VirtualSC had a successful course completion rate of 91 percent for the school year. (For details on individual class success rates, see [Appendix C: Successful Course Completion Rates](#).) In addition, 1,195 dropped during the registration period, 5,021 dropped during the grace period, and 4,665 dropped after the grace period.

Figure 3. VirtualSC 2019–20 Enrollment Activity



Among the most common reasons offered for dropping the class after the grace period were the following:

- Overextension (taking too many courses and/or involved in too many extracurricular activities);
- Rigor (more difficult than the student thought);
- Incompatibility with learning style (need face-to-face instruction in a brick and mortar classroom);
- Lack of understanding about the course requirements, especially language labs for world language courses; and
- Technology (non-compatible hardware and/or no internet connection at home).

Growth

VirtualSC has been steadily growing since its pilot in 2007 and program inception in 2008. As demand increases, new courses are developed and added to the curriculum, which helps to increase enrollments. Although VirtualSC doesn't directly advertise, through word-of-mouth endorsements, the demand for existing courses has also increased. As demand increases, the faculty and administrative staff increases accordingly. During the 2019–20 school year, despite funding constraints, VirtualSC was almost able to serve every student who requested a class. Although the funding remained the same, VirtualSC was able to serve 931 more students than

the prior year, only turning away six student requests (see Figure 4). Over the life of the program, VirtualSC has more than quadrupled its enrollments.

Figure 4. VirtualSC Student Enrollments, 2008–09 through 2019–20

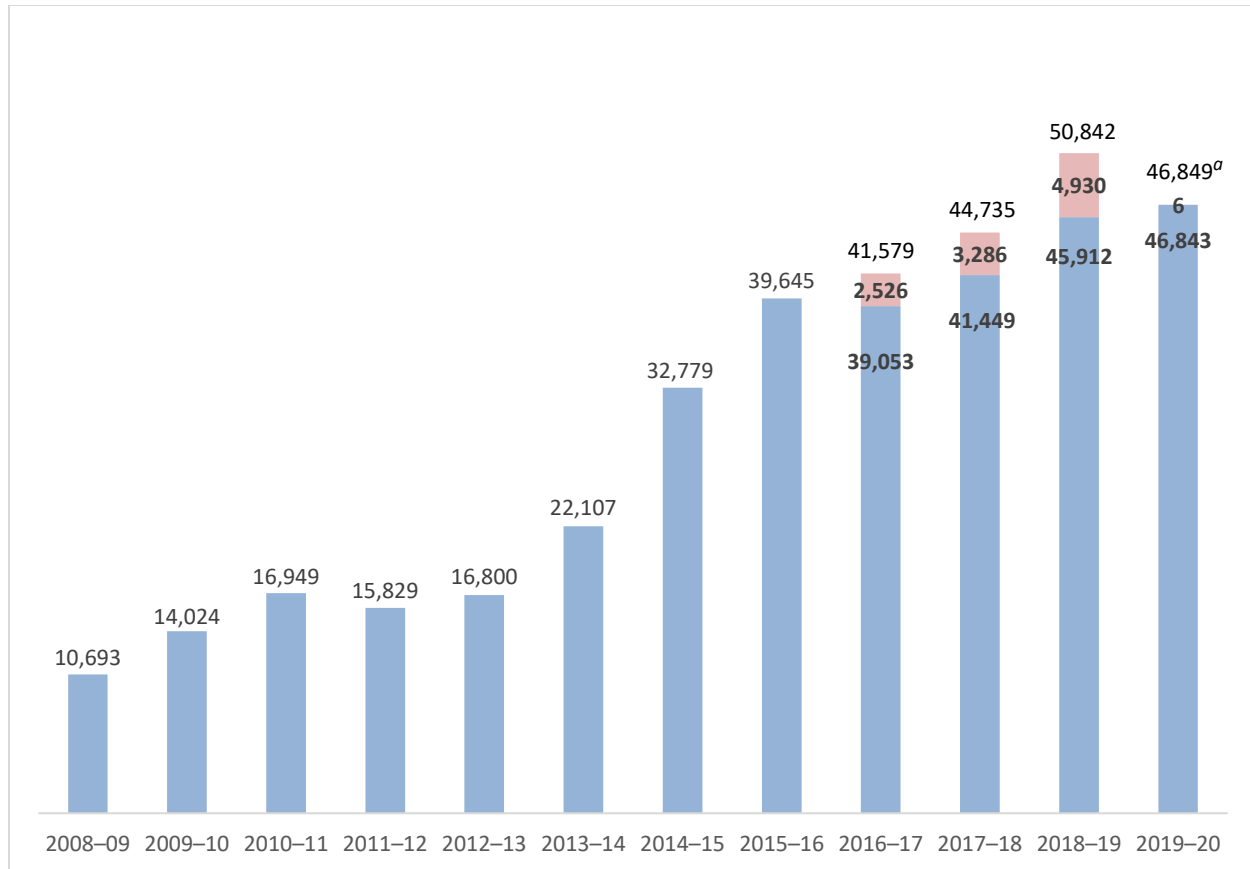


Figure 4. “VirtualSC was not able to serve all students who requested a class during the 2019–20 school year. Despite a lack of funding increase for the fiscal budget, VirtualSC was able to serve 931 more students than the prior year. However, VirtualSC still had to turn away six students in Integrated Business Applications

During the spring 2020 term, the COVID-19 pandemic began. South Carolina public schools sent their students home to finish the term. However, many seniors still needed Economics and/or Government in order to graduate on time. VirtualSC assessed the demand for this situation via district surveys and responded by creating a Fast Track 2 term that overlapped the end of the spring 2020 term, and gave those seniors a way to earn the credits with fast-paced online classes. (For details on the Fast Track 2 term for Economics and Government, see [Appendix C: Successful Course Completion Rates](#) and [Appendix E: Course Offerings](#).)

Expenditures

Expenditures for 2018–19 totaled \$9,697,118.92 for salaries and fringe benefits for all program administration, full-time teachers, and temporary adjunct teachers. Additionally, the program spent \$653,930.42 for operating costs, including, but not limited to, program software, instructional technologies, and digital instructional materials. Salary and fringe costs came from the General Fund, while the operating budget was appropriated through the General Fund and program-collected revenue.

End-of-Course Examination Results

During 2019–20, the exams for the End-of-Course Examination Program (EOCEP) courses, were waived due to COVID-19.

Advanced Placement Exam Results

During 2019–20, 189 VirtualSC students took the national Advanced Placement (AP) exams. The passage rates, as compared to the state passage rates, are detailed in the table below:

Table 1. 2019–20 VirtualSC AP Course Results

Course ^a	VirtualSC Number of Exams Taken	VirtualSC Number of Exams Passed	VirtualSC Exam Passage Rate	State Exam Passage Rate
AP Art History	53	8	34%	50%
AP Biology	18	14	78%	71%
AP Calculus AB	22	10	45%	64%
AP English Language	25	14	56%	64%
AP English Literature	22	13	59%	61%
AP European History	9	8	89%	52%
AP Latin	1	1	100%	63%
AP Seminar	4	4	100%	N/A
AP Statistics	25	18	72%	51%
AP US History	10	7	70%	58%
Total/Average	189	107	57%	62%

Note. ^aFor a list of districts taking AP classes with VirtualSC, please see [Appendix D: Advanced Placement](#).

Courses Being Developed and Redesigned

Courses Being Developed:

- Economics and Personal Finance Honors
- US History and Constitution Honors
- Government Honors
- Pre-Calculus Honors

Courses Being Redesigned:

- Economics and Personal Finance CP
- Credit Recovery Economics and Personal Finance
- Credit Recovery Government
- Anatomy and Physiology CP
- AP US History

In 2019–20, the VirtualSC curriculum team scaled back new course development and completed a comprehensive review of the entire course catalog for design quality and standards alignment. The results of this review were used to implement improvements in course design across all courses and are being used to drive further course development and revision. AP European History earned the Quality Matters (QM) Certification Mark following a rigorous review process, bringing the total number of QM certified courses to five. The QM Certification Mark is the internationally recognized symbol of online and blended course design quality and represents VirtualSC’s ongoing commitment to creating quality courses that are designed to help students succeed.

For a complete list of courses that were offered during the 2019–20 school year, please see [Appendix C: Success Course Completion Rates](#) and [Appendix E: Course Offerings](#).

What Our Students Are Saying

Some comments from the 2020 VirtualSC “Assess Your Learning” survey that students take at the end of their courses:

“You are amazing! So organized, so positive, so encouraging, so focused on your students. Please keep being you! You are a huge breath of fresh air, especially in a time when it can be difficult to breathe. Thank goodness for you!”

“I would like to commemorate you for a very impressive virtual course. I entered with many negative expectations and came out impressed beyond belief.”

“Thank you so much for making my first online class such a great experience!”

“My experience in this course was great because I learned many new things that I didn’t know about technology, the teacher was very good at fostering a learning environment online, and I felt connected to my classmates through the online course.”

Virtual Learning Labs and Robots

VirtualSC partners directly with schools to offer Virtual Learning Labs (VLLs) to help schools fulfill several needs from budget cuts, reduced funding, and unfilled teaching vacancies at smaller schools across the state. Through VLLs, VirtualSC provides a Highly Qualified SC-certified teacher and the SC standards-based virtual course, as well as virtually meets with the students during a set period of the school day to provide instruction. In 2014–15, VirtualSC conducted a robot pilot, which has become part of the VLL option. With the robots, the VirtualSC teacher can better connect with students in the classroom through the use of a Double Robot. During the 2019–20 school year, VirtualSC conducted two VLL sections at one school: English 3 at Allendale High School.

These classes included 65 students and had a success rate of 95 percent.

Middle School Pilot Program

On May 26, 2020, the AccelerateEd Task Force recommended that VirtualSC explore offering courses at lower grade levels in an effort to support schools and students affected by the COVID-19 pandemic. Detailed in the [Summer Learning & Operations Recommendations](#) publication, is the following:

4. Expansion of VirtualSC Offerings- The SCDE should work to develop increased online learning opportunities and resources for elementary and middle school students in the event that parents opt to keep students home beyond the date of a return of “normal” school operations. In this event, the burden should not fall on a classroom teacher to simultaneously create and implement traditional and eLearning instruction for students in the same class.

To address this recommendation along with expressed needs and interests of districts and families across South Carolina, VirtualSC will offer 12 middle school courses in the spring and fall semesters of 2021 in a pilot program. Students in grades 6–8 will be eligible to participate in grade level English language arts (ELA), math, science, and social studies courses instructed by highly qualified VirtualSC teachers. Funding for this pilot will come from Elementary and Secondary School Emergency Relief Fund (ESSER).

The primary objectives of the VirtualSC Middle School pilot year are:

- To provide South Carolina students a supplemental option to a full year’s curriculum for each middle school grade level in ELA, math, science, and social studies through online open education.
- To provide highly qualified instruction tailored to individual needs of each enrolled student.
- To provide open lines of communication and detailed reporting to students, parents, and sponsors.
- To participate in a continuous examination of curriculum, instructional practice, and needs of state sponsors (schools, districts, and parents) for program improvement after the pilot year.

Franchise Program

VirtualSC began to offer a flexible Franchise Program to schools and districts across the state in 2014. This program allows districts to use VirtualSC-developed course content, the program's Learning Management System (Moodle), and the VirtualSC Student Information System (GeniusSIS) while using their own instructors. For the 2019–20 school year, VirtualSC had 21 franchise programs:

- Aiken County School District;
- Anderson School District One;
- Berkeley County School District;
- Charleston County School District;
- Chester County School District;
- Colleton County School District;
- South Carolina Department of Juvenile Justice;
- Dorchester County School District 4;
- Edgefield County School District;
- Florence 1;
- Greenville County School District;
- Greenwood School District 50;
- Greenwood County School District 52;
- Laurens County School District 55;
- Lexington County School District One;
- Lexington School District 4;
- School District of Oconee County;
- Pee Dee Math, Science and Technology Academy;
- School District of Pickens County; and
- Williston School District 29.

These franchises offered 596 sections, serving 6,776 students with an 83 percent overall success rate.

Each district uses the curriculum provided in a slightly different way to meet their district's unique needs. Some examples of the innovative ways districts are using our program follow:

- **Aiken County School District** offers a complete virtual program for all students through their program called Aiken County Virtual Academy (ACVA). Students can take courses during the school day in a computer lab or at home. Students who take a course during the school day are placed in a dedicated ACVA lab where they are assisted by ACVA lab facilitators. Aiken's goal for their franchise program is "To provide Aiken School District with options that can help us best meet the needs of a diverse group of learners who come from different backgrounds, geographies, and who have different, yet viable goals for their education." To this end, they are able to serve the following populations:
 - Aiken Scholar's Academy;
 - Governor's School;

- Content Recovery;
- In Lieu of Expulsion;
- Block Scheduling Alternatives;
- Initial Credit Opportunities;
- Summer School;
- Homebound/Homebased; and
- Emotionally Disabled.

Through their franchise program, Aiken is able to offer a shortened term, Maymester, in the spring. The students in the Aiken franchise program experienced no delays or hiccups in learning when the schools closed in the spring due to the COVID-19 pandemic.

- **Berkeley County School District** provides virtual courses, through its online program called Berkeley County Virtual Learning Program (BCVLP), to high school students at the request of the school counselor. BCVLP focuses on offering courses to its transient population and to students who need courses to graduate. Berkeley also offers virtual courses to its adult education students. In the 2019–20 school year, BCVLP was able to work with one of its high schools to facilitate a blended learning option for their math department in order to address a teacher shortage. In addition, BCVLP was able to address the needs of students following the spring 2020 state-side school closures. BCVLP students were able to continue working in their courses seamlessly and enrollment was expanded as needed.
- **Dorchester County School District Four** delivers blended virtual courses to their district’s alternative program, Odyssey Educational Center. Teachers facilitate the classes through a competency-based model. Their class schedule is based on subjects, not courses. Students may be in different courses within a subject area and different parts of the course, but because the courses are virtual, the teacher can assist students individually. By using the franchise program at Odyssey, students have been able to complete more courses within the school year.
- **School District of Pickens County** provides virtual courses, through its online program called VirtualSDPC, to high school students at the request of the school counselors. Pickens opens their registration period after VirtualSC to allow students who were not able to request courses to do so through their program. VirtualSDPC offers a variety of core courses based on the needs of their students.
- **Lexington County School District One** ran a small supplemental program. Lexington 1 is now offering a full-time virtual option for students due to COVID-19.
- **Lexington School District 4** ran a small program for their alternative school students. Lexington 4 is now supplementing their virtual and hybrid students due to COVID-19.

Elementary Keyboarding Program

South Carolina law was amended to require all statewide assessments to be administered online beginning in spring 2017. Students in grades 3–8 and in high school will be taking online assessments in ELA, mathematics, social studies, and science. Keyboarding skills are essential to students' success. To meet the expressed needs and inquiries of the districts and schools across South Carolina, VirtualSC offers a blended learning Elementary Keyboarding Program statewide. It supports personalized learning and customized education for every student through an online choice option for keyboarding instruction.

The primary objectives of the Elementary Keyboarding Program are:

- To provide instruction in alphabetic keyboarding to students in grades K–6;
- To provide instruction and practice in navigation through online open educational resources and activities; and
- To provide opportunity for students to compose paragraphs, short answers, or essay responses at the keyboard in a timely manner from writing prompts provided in the course.

During the 2019–20 school year, VirtualSC served 86,781 students and approximately 1,000 teachers and administrators in the following 39 districts/schools:

- | | |
|-------------------------|--|
| • Abbeville | • Lexington/Richland 5 |
| • Aiken | • Newberry |
| • Anderson 2 | • Oconee |
| • Anderson 3 | • Orangeburg County |
| • Anderson 4 | • Pickens County |
| • Anderson 5 | • South Carolina School for the Deaf and Blind |
| • Berkeley | • Spartanburg 2 |
| • Charleston | • Spartanburg 3 |
| • Clover | • Spartanburg 4 |
| • Dillon 4 | • Spartanburg 5 |
| • Dorchester 2 | • Sumter |
| • Edgefield | • York 3 (Rock Hill Schools) |
| • Florence 5 | |
| • Greenville | |
| • Greenwood 51 | |
| • Greenwood 52 | |
| • Horry Adult Education | |
| • Laurens 56 | |
| • Lexington 1 | |
| • Lexington 2 | |
| • Lexington 3 | |
| • Lexington 4 | |

Individual Schools:

- As-Sabeel Academy of Greenville
- Cape Romain Environmental Education Charter School
- Oconee Christian Academy
- Orange Grove Charter School
- Westgate Christian School

Other Services Available

Test Preparation Services

To assist students in preparing for national college entrance exams, such as the ACT, PSAT/NMSQT, and SAT, VirtualSC offers test preparation free-of-charge to any student or teacher in the state of South Carolina, whether they are enrolled in VirtualSC or not. These reviews were developed by Shmoop, a digital curriculum test preparation company that makes fun yet rigorous learning materials that help students prepare for national exams. In addition to the college entrance exams listed above, VirtualSC offers reviews for the following AP exams:

- AP Art History
- AP Biology
- AP Calculus
- AP Chemistry
- AP English Language
- AP English Literature
- AP Environmental Science
- AP European History
- AP Human Geography
- AP Macroeconomics
- AP Microeconomics
- AP Physics
- AP Psychology
- AP Spanish Literature
- AP Statistics
- AP US Government and Politics
- AP US History
- AP World History

Skills Recovery Services

VirtualSC offers free ELA and math skills recovery resources to middle and high schools via EdReady. Both the ELA and math resources are standards-aligned and mastery-based, and provide a personalized learning experience based upon each student's current level of skill and understanding. In addition, the resources are available to schools to use in the manner that best suits the needs of their students. The resources are not provided with a VirtualSC teacher, but VirtualSC works directly with the schools to provide free online curricula, administrative support for troubleshooting, and free training for the school's teachers and staff.

Appendix A: Program Overview

Following a one-year pilot, the South Carolina Virtual School Program (SCVSP), legislatively created in May 2007, began offering courses in the 2007–08 academic year as a supplemental program for students in traditional brick and mortar public schools, private schools, and homeschools. Since then, the program, now known as VirtualSC, has worked with these diploma-granting schools, as well as adult education centers, to provide state-funded online courses for high school credit at no cost to the students.

Mission

The mission of VirtualSC is to provide South Carolina students with flexible and rigorous online learning opportunities that will help them acquire the knowledge, skills, and characteristics necessary for college and career readiness.

Core Values

The following are the core values that guide VirtualSC:

1. The student should be at the center of each decision.
2. Integrity, honesty, and respect are paramount in all aspects of VirtualSC's operations.
3. Courses must be engaging and interactive with rigorous standards-based content to meet the diverse educational needs of the students.
4. Students, parents, and sponsors should be active partners in the process.
5. All students, parents, teachers, and sponsors are accountable for their role in the educational process.
6. Continuous examination is vital to program improvement.

Goals and Objectives

VirtualSC strives to reach the following goals and objectives:

1. Focus on the individual success of each student and tailor courses to students' educational needs.
2. Provide students with access to Advanced Placement™ and specialized courses, which may not be offered at their traditional brick and mortar schools in order to promote educational equality.
3. Provide an alternative to students who may not be able to complete their high school education without access to flexible options (e.g. students with children, students with mitigating work schedules/circumstances, students with disabilities or medical issues).
4. Provide credit recovery courses for students.
5. Provide students with a 21st century education to make them competitive in the workforce after their high school graduation or in their pursuit of a degree from a higher educational institution.

Appendix B: VirtualSC Student Enrollment, 2019–20

Public School Districts

School District	Total Enrollment
Abbeville 60	202
Adult Education	416
Aiken	2,721
Allendale	179
Anderson 1	421
Anderson 2	70
Anderson 3	151
Anderson 4	75
Anderson 5	91
Bamberg 1	1
Bamberg 2	16
Barnwell 19	112
Barnwell 29	19
Barnwell 45	20
Beaufort	266
Berkeley	1,548
Charleston	2,181
Charter Institute at Erskine	1,700
Cherokee	209
Chester	98
Chesterfield	396
Clarendon 1	104
Clarendon 2	107
Clarendon 3	27
Colleton	445
Darlington	123
Dillon 4	103
Dorchester 2	1,980
Edgefield	70
Fairfield	14
Florence 1	781
Florence 2	194
Florence 3	255
Florence 4	134
Florence 5	7
Georgetown	647

School District	Total Enrollment
Governor's School	180
Greenville	6,545
Greenwood 50	116
Greenwood 51	1
Greenwood 52	56
Hampton 1	53
Hampton 2	25
Home School	650
Horry 1	520
Jasper	24
Kershaw	272
Lancaster	608
Laurens 55	164
Laurens 56	364
Lee	65
Lexington 1	2,222
Lexington 2	404
Lexington 3	25
Lexington 4	414
Lexington 5	754
Marion 10	28
Marlboro	164
McCormick	87
Newberry	79
Oconee	298
Orangeburg	896
Pickens	2,471
Private Schools	1,182
Richland 1	712
Richland 2	5,093
Saluda	256
SC School for the Deaf and Blind	5
SC Department of Juvenile Justice	4
South Carolina Public Charter School District	1,675
Spartanburg 1	106
Spartanburg 2	304
Spartanburg 3	76
Spartanburg 4	144
Spartanburg 5	201
Spartanburg 6	138

School District	Total Enrollment
Spartanburg 7	442
Sumter	1,483
Union	17
Williamsburg	234
York 1	23
York 2	350
York 3	515
York 4	515
Total	46,843

Charter School District Schools

Charter Institute at Erskine Schools	Enrollment
Calhoun Falls Charter School	18
Coastal Leadership Academy	8
Cyber Academy of South Carolina	371
Gray Collegiate Academy	60
Legion Collegiate Academy	32
Mevers School of Excellence	1
Midlands STEM Institute	26
Oceanside Collegiate Academy	137
Odyssey Online Learning	45
Royal Live Oaks Academy Charter School for the Arts and Sciences	184
South Carolina Connections Academy	388
South Carolina Virtual Charter School	430
 South Carolina Public Charter School District Schools	 Enrollment
Brashier Middle College Charter High School	137
Bridges Preparatory School	23
Cape Romain Environmental Education Charter School	78
Charleston Acceleration Academy	11
Fox Creek High School	94
Green Charter School	26
Green Charter School of the Midlands	5
Greenville Tech Charter High	23
Greer Middle College Charter High School	63
High Point Academy	89
Lead Academy Charter School	17
Legacy Early College Charter High School	17
Low Country Leadership High School	43

Lowcountry Montessori School	31
Midlands Arts Conservatory	2
Midlands Middle College	191
Next High School	192
Palmetto Scholars Academy	113
Pee Dee Math, Science and Technology Academy	163
Polaris Tech	38
Riverwalk Academy	3
SC Whitmore School	56
Tall Pines STEM Academy	3
York Preparatory Academy	249
Youth Leadership Academy Charter Middle School	8
Total	3,375

Private Schools

Private School	Enrollment
Anderson Christian School	2
Ashley Hall School	2
Beaufort Academy	4
Ben Lippen School	13
Bishop England High School	36
Cambridge Academy	8
Cardinal Newman School	14
Cathedral Academy	8
Charleston Collegiate School	2
Christian Academy of Myrtle Beach	15
Clarendon Hall School	31
Colleton Prep Academy	35
Comenius School For Creative Leadership	46
Covenant Classical Christian School	15
Crown Leadership Academy	1
Dillon Christian School	3
Divine Redeemer Catholic School	4
Dorchester Academy	2
Faith Christian School	9
First Baptist School	43
First Presbyterian Academy	14
Francis Hugh Wardlaw Academy	28
Glenforest School	9

Private School	Enrollment
Greenville Classical Academy	2
Hammond School	3
Hampton Park Christian School	4
Hawthorne Christian Academy	1
Heathwood Hall Episcopal School	4
Hilton Head Christian Academy	54
Holy Trinity Catholic School	3
John Paul II Catholic School	5
Kingstree Christian Academy	7
Lake Pointe Academy	11
Laurens Academy	28
Legacy Christian Academy	2
Lowcountry Preparatory School	31
Midland Valley Christian Academy	1
Mitchell Road Christian Academy	5
Montessori School of Anderson	4
Mountain Point Academy	20
Mountain View Christian Academy	15
New Covenant School	3
New Hope Carolinas	1
New Prospect Christian School	5
North Myrtle Beach Christian School	1
Northside Christian Academy	5
Northwood Academy	2
Oakbrook Preparatory School	15
Oakwood Christian School	26
Oconee Christian Academy	94
Orangeburg Preparatory School	2
Palmetto Christian Academy	9
Palmetto Christian Academy of Greenwood	3
Patrick Henry Academy	5
Pee Dee Academy	75
Pinewood Prep School	36
Ragin Preparatory Academy School	82
Richard Winn Academy	4
Robert E. Lee Academy	5
South Aiken Baptist Christian School	18
Southside Christian School	8
Spartanburg Christian Academy	14
St. Andrew Catholic School	2

Private School	Enrollment
St. Anne Catholic School	9
St. Elizabeth Ann Seton Catholic High School	7
St. Francis Xavier High School	29
St. John's Christian Academy	2
St. Joseph's Catholic School	12
Sumter Christian School	27
Sundrops Montessori	29
Temple Christian Academy	51
The Carolina Academy	6
The Chandler School	4
The Village School of Gaffney	7
Thomas Heyward Academy	6
Thomas Sumter Academy	2
Town Creek Christian Academy	1
Trinity Byrnes Collegiate School	1
University School of the Lowcountry	11
Victory Christian School	1
W. Wyman King Academy	7
Walnut Grove Christian School	1
Westminster Catawba Christian School	8
Williamsburg Academy	2
Total	1,182

Appendix C: Successful Course Completion Rates by Subject and Course, 2019–20

Subject	Course	Completed Successfully	Completed Failed	Total Completed	Successful Completion Rate
Academic Electives	AP Capstone Seminar	4	0	4	100.00%
CTE	Child Development 1 CP	701	115	816	85.91%
	Entrepreneurship CP	301	51	352	85.51%
	Family Life Education 1 CP	236	42	278	84.89%
	Family Life Education 1 CP Fast Track	294	114	408	72.06%
	Fundamentals of Webpage Design and Development CP	590	60	650	90.77%
	Health Science 1 CP	469	70	539	87.01%
	Health Science 1 CP Fast Track	90	30	120	75.00%
	Health Science 3: Human Structure and Function CP	80	7	87	91.95%
	Integrated Business Applications CP	476	29	505	94.26%
	Integrated Business Applications CP Fast Track	118	23	141	83.69%
	Introduction to Career Clusters	27	8	35	77.14%
	IT Fundamentals CP	1,448	55	1,503	96.34%
	Medical Terminology CP	944	80	1,024	92.19%
	Medical Terminology CP Fast Track	159	19	178	89.33%
	Parenting Education 1 CP	503	107	610	82.46%
	Personal Finance CP	916	116	1,032	88.76%
ELA	AP English Language and Composition	28	1	29	96.55%
	AP English Literature and Composition	28	1	29	96.55%
	Credit Recovery English 1	530		530	100.00%
	Credit Recovery English 2	449		449	100.00%
	Credit Recovery English 3	430		430	100.00%
	Credit Recovery English 4	165		165	100.00%
	English 1 CP	19	5	24	79.17%
	English 1 Honors	22	1	23	95.65%
	English 2 CP	36	3	39	92.31%

Subject	Course	Completed Successfully	Completed Failed	Total Completed	Successful Completion Rate
	English 2 Honors	24	2	26	92.31%
	English 3 CP	1,075	104	1,179	91.18%
	English 3 Honors	45	3	48	93.75%
	English 4 CP	1,159	116	1,275	90.90%
	English 4 Honors	43	6	49	87.76%
Health /PE	Personal Health CP	1,950	67	2,017	96.68%
	Personal Health CP Fast Track	191	20	211	90.52%
	Physical Education 1 CP	3,172	85	3,257	97.39%
	Physical Education 1 CP Fast Track	184	25	209	88.04%
Math	Algebra 1 CP	50	5	55	90.91%
	Algebra 2 CP	786	138	924	85.06%
	AP Calculus AB	27	1	28	96.43%
	AP Statistics	34	4	38	89.47%
	Credit Recovery Algebra 1	488		488	100.00%
	Credit Recovery Algebra 2	438		438	100.00%
	Credit Recovery Geometry	349		349	100.00%
	Foundations in Algebra	15	6	21	71.43%
	Geometry CP	461	132	593	77.74%
	Intermediate Algebra	22	9	31	70.97%
	Pre-Calculus CP	38	3	41	92.68%
	Probability and Statistics CP	521	212	733	71.08%
Science	Anatomy and Physiology CP	35	1	36	97.22%
	AP Biology	22	1	23	95.65%
	Astronomy Honors	28	1	29	96.55%
	Biology 1 CP	30	6	36	83.33%
	Chemistry CP	36	5	41	87.80%
	Credit Recovery Biology	446		446	100.00%
	Credit Recovery Chemistry	170		170	100.00%
	Credit Recovery Earth Science	146		146	100.00%
	Earth Science CP	377	98	475	79.37%
	Environmental Science CP	361	59	420	85.95%
	Forensic Science CP	246	70	316	77.85%
	Physics CP	14		14	100.00%

Subject	Course	Completed Successfully	Completed Failed	Total Completed	Successful Completion Rate
Social Studies	AP European History	11		11	100.00%
	AP US History and Constitution	24	2	26	92.31%
	Credit Recovery Economics	132		132	100.00%
	Credit Recovery Government	161		161	100.00%
	Credit Recovery US History	376		376	100.00%
	Economics CP	2,739	76	2,815	97.30%
	Economics CP Fast Track 2	21	4	25	84.00%
	Government CP	2,071	270	2,341	88.47%
	Government CP Fast Track 2	9	4	13	69.23%
	Psychology CP	123	34	157	78.34%
	Psychology CP Fast Track	99	27	126	78.57%
	Sociology CP	123	24	147	83.67%
	Sociology CP Fast Track	52	21	73	71.23%
	US History and Constitution CP	74	9	83	89.16%
	World Geography CP	99	29	128	77.34%
	World History CP	73	28	101	72.28%
Visual and Performing Arts	AP Art History	61	1	62	98.39%
	Art History Honors	133	1	134	99.25%
	Media Arts 1 CP	415	38	453	91.61%
	Music Appreciation 1 CP	761	96	857	88.80%
	Music Appreciation 1 Fast Track	103	43	146	70.55%
World Languages	AP Latin	3		3	100.00%
	Exploring World Languages in South Carolina	133	11	144	92.36%
	French 1 CP	45	2	47	95.74%
	French 2 CP	55	5	60	91.67%
	French 3 Honors	19	1	20	95.00%
	German 1 CP	32		32	100.00%
	German 2 CP	25		25	100.00%
	German 3 Honors	16	1	17	94.12%
	Latin 1 CP	24		24	100.00%

Subject	Course	Completed Successfully	Completed Failed	Total Completed	Successful Completion Rate
	Latin 1a	4		4	100.00%
	Latin 1b	3		3	100.00%
	Latin 2 CP	26	3	29	89.66%
	Latin 3 Honors	12	1	13	92.31%
	Latin 4 Honors	2		2	100.00%
	Spanish 1 CP	105	4	109	96.33%
	Spanish 2 CP	159	17	176	90.34%
	Spanish 3 CP	18	3	21	85.71%
	Spanish 3 Honors	41	1	42	97.62%
	Spanish 4 Honors	10	1	11	90.91%
Total/ Average		30,438	2,873	33,311	91.38%

Appendix D: Advanced Placement, 2019–20

Per the following table, 366 students took AP courses with VirtualSC during the 2019–20 school year.

District	School	Enrollment
Aiken	Aiken High School	1
	Midland Valley High School	10
	North Augusta High School	5
	Ridge-Spring Monetta Middle/High School	1
	Silver Bluff High School	4
Allendale	Allendale-Fairfax High School	2
Anderson 1	Palmetto High School	7
	Powdersville High School	2
	Wren High School	1
Anderson 4	Pendleton High School	1
Anderson 5	T.L. Hanna High School	1
Beaufort	Beaufort High School	1
	Hilton Head High School	2
	May River High School	1
Berkeley	Berkeley High School	3
	Goose Creek High School	1
	Hanahan High School	1
	Philip Simmons High School	1
Charleston	Academic Magnet High School	3
	Charleston County School of the Arts	3
	Wando High	1
Charter Institute at Erskine	Cyber Academy of South Carolina	5
	Oceanside Collegiate Academy	1
	South Carolina Virtual Charter School	4
Clarendon	Scott's Branch High School	1
Darlington	Hartsville High School	1
Dorchester 2	Ashley Ridge High School	2
	Fort Dorchester High School	1
	Givhans Alternative School	1
	Summerville High School	5
Fairfield	Fairfield Central High School	3
Florence 1	Wilson Senior High School	6
Florence 4	Timmonsville High School	6
Georgetown	Waccamaw High School	39
Greenville	Greenville Senior High Academy	1

District	School	Enrollment
Greenwood 50	Greer High School	1
	J. L. Mann Academy	2
	Mauldin High School	1
	Riverside High School	4
	Southside High School	1
	Travelers Rest High School	3
	Wade Hampton High School	8
	Woodmont High School	1
	Greenwood High School	3
	Home Schools	20
Horry	Academy for the Arts, Science and Technology	2
Kershaw	Aynor High School	1
	Carolina Forest High School	4
	Loris High School	1
Lancaster	Socastee High School	4
	Lugoff-Elgin High School	1
Laurens 55	Buford High School	1
Lexington 1	Laurens District 55 High School	5
	Gilbert High School	1
Lexington 2	Lexington High School	3
	Pelion High School	1
	River Bluff High School	18
Lexington 4	Airport High School	1
	Brookland-Cayce High School	1
Lexington 5	Swansea High School	1
Oconee	Chapin High School	3
	Dutch Fork High	2
	Irmo High School	1
Orangeburg	Seneca Senior High	4
	Walhalla Senior High	1
Pickens	Lake Marion High School and Technology Center	1
	Orangeburg-Wilkinson High School	3
Private Schools	D. W. Daniel High School	9
	Easley High School	8
	Liberty High School	1
	Pickens High School	2
	Cardinal Newman School	1
	Comenius School for Creative Leadership	1
	Faith Christian School	2
	Glenforest School	4

District	School	Enrollment
	Hilton Head Christian Academy	1
	Lowcountry Preparatory School	1
	Oakwood Christian School	7
	Palmetto Christian Academy	1
	Ragin Preparatory Academy School	2
	South Aiken Baptist Christian School	7
	St. John's Christian Academy	1
	Sumter Christian School	1
	University School of the Lowcountry	1
	Westminster Catawba Christian School	1
Richland 1	A.C. Flora High School	6
	Dreher High School	1
	Eau Claire High School	3
	Lower Richland High School	2
Richland 2	Blythewood High School	14
	Richland Northeast High	8
	Ridge View High School	2
	Spring Valley High School	17
	Westwood High School	2
SCPCSD	Fox Creek High	1
	Next High School	2
	Palmetto Scholars Academy	1
	SC Whitmore School	4
Spartanburg 1	Landrum High School	1
Spartanburg 4	Woodruff High School	2
Sumter	Lakewood High	3
	Sumter High School	1
Williamsburg	C E Murray High School	1
York 1	York Comprehensive High School	2
York 3	Rock Hill High School	6
	South Pointe High School	3
Total		366

Appendix E: Course Offerings, 2019–20

Course	Enrollment
Algebra 1 CP	99
Algebra 2 CP	1,192
Anatomy and Physiology CP	63
AP Art History	76
AP Biology	37
AP Calculus AB	38
AP Capstone Seminar	4
AP English Language and Composition	38
AP English Literature and Composition	41
AP European History	28
AP Latin	4
AP Statistics	51
AP US History and Constitution	49
Art History Honors	160
Astronomy Honors	46
Biology 1 CP	60
Chemistry CP	76
Child Development 1 CP	1,152
Credit Recovery Algebra 1	1,201
Credit Recovery Algebra 2	905
Credit Recovery Biology	1,115
Credit Recovery Chemistry	407
Credit Recovery Earth Science	376
Credit Recovery Economics	257
Credit Recovery English 1	1,131
Credit Recovery English 2	806
Credit Recovery English 3	692
Credit Recovery English 4	286
Credit Recovery Geometry	1,148
Credit Recovery Government	287
Credit Recovery US History	756
Earth Science CP	679
Economics CP	3,301
Economics CP Fast Track 2	26
English 1 CP	57
English 1 Honors	40
English 2 CP	64
English 2 Honors	32

Course	Enrollment
English 3 CP	1,445
English 3 Honors	64
English 4 CP	1,606
English 4 Honors	65
Entrepreneurship CP	560
Environmental Science CP	571
Exploring World Languages in South Carolina (middle school course)	206
Family Life Education 1 CP	363
Family Life Education 1 CP Fast Track	517
Forensic Science CP	456
Foundations in Algebra	44
French 1 CP	88
French 2 CP	127
French 3 Honors	44
Fundamentals of Webpage Design and Development CP	826
Geometry CP	830
German 1 CP	52
German 2 CP	44
German 3 Honors	35
Government CP	2,787
Government CP Fast Track 2	14
Health Science 1 CP	734
Health Science 1 CP Fast Track	164
Health Science 3: Human Structure and Function CP	120
Integrated Business Applications CP	621
Integrated Business Applications CP Fast Track	173
Intermediate Algebra	63
Introduction to Career Clusters	41
IT Fundamentals CP	1,772
Latin 1 CP	61
Latin 1a (middle school course)	51
Latin 1b (middle school course)	3
Latin 2 CP	41
Latin 3 Honors	24
Latin 4 Honors	2
Media Arts 1 CP	610
Medical Terminology CP	1,296
Medical Terminology CP Fast Track	241
Music Appreciation 1 CP	1,132
Music Appreciation 1 CP Fast Track	202

Course	Enrollment
Parenting Education 1 CP	947
Personal Finance CP	1,388
Personal Health CP	2,299
Personal Health CP Fast Track	271
Physical Education 1 CP	3,577
Physical Education 1 CP Fast Track	247
Physics CP	28
Pre-Calculus CP	79
Probability and Statistics CP	1,181
Psychology CP	230
Psychology CP Fast Track	167
Sociology CP	206
Sociology CP Fast Track	129
Spanish 1 CP	208
Spanish 2 CP	380
Spanish 3 CP	57
Spanish 3 Honors	87
Spanish 4 Honors	33
US History and Constitution CP	113
World Geography CP	168
World History CP	173
Total	46,843