


STATE OF SOUTH CAROLINA
DEPARTMENT OF EDUCATION

MOLLY M. SPEARMAN
STATE SUPERINTENDENT OF EDUCATION



VirtualSC Annual Report 2018–19

Submitted to the South Carolina General Assembly

Pursuant to §59-16-60

October 15, 2019

The South Carolina Department of Education does not discriminate on the basis of race, color, religion, national origin, sex, sexual orientation, veteran status, or disability in admission to, treatment in, or employment in its programs and activities. Inquiries regarding the nondiscrimination policies should be made to the Employee Relations Manager, 1429 Senate Street, Columbia, South Carolina 29201, 803-734-8781. For further information on federal non-discrimination regulations, including Title IX, contact the Assistant Secretary for Civil Rights at OCR.DC@ed.gov or call 1-800-421-3481.

Contents

Introduction.....	1
Reporting Requirements	2
High School Supplemental Program.....	3
Growth	4
Expenditures	5
End-of-Course Examination Results.....	6
Advanced Placement Exam Results.....	6
Courses Being Developed and Redesigned	7
What Our Students Are Saying	7
Virtual Learning Labs and Robots	8
Franchise Program	8
Elementary Keyboarding Program	9
Other Services Available	11
Test Preparation Services.....	11
Skills Recovery Services.....	2
Appendix A: Program Overview	12
Mission.....	12
Core Values.....	12
Goals and Objectives	12
Appendix B: VirtualSC Student Enrollment, 2018–19	13
Public School Districts.....	13
Charter School District Schools.....	15
Private Schools.....	16
Appendix C: Successful Course Completion Rates by Subject and Course, 2018–19.....	19
Appendix D: Advanced Placement, 2018–19.....	23
Appendix E: Course Offerings, 2018–19.....	26

Introduction

The vision of the South Carolina Department of Education (SCDE) is that “All students graduate prepared for success in college, careers, and citizenship. By 2022, districts will have available a system of personalized and digital learning that supports students in a safe learning environment to meet the Profile of the South Carolina Graduate.”

Figure 1. Profile of the South Carolina Graduate

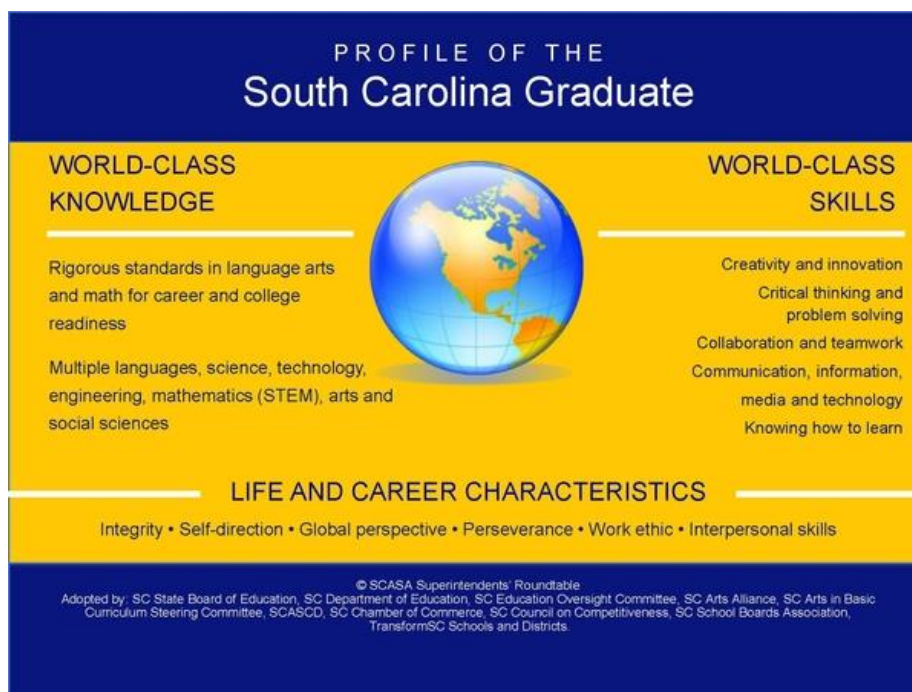


Figure 1. The Profile of the South Carolina Graduate represents the South Carolina Department of Education’s vision for student learning in the state, and has been adopted by a wide body of stakeholders and the state’s General Assembly. Source: South Carolina Department of Education. (2017). Retrieved from <http://ed.sc.gov/newsroom/profile-of-the-south-carolina-graduate/>

VirtualSC is proud to support the Profile of the South Carolina Graduate by offering multiple types of learning to students of all ages in South Carolina. VirtualSC is comprised of the High School Supplemental Program, the Franchise Program, the Elementary Keyboarding Program, and other services, including test preparation and skills recovery resources. For more information regarding VirtualSC’s mission, goals and objectives, please see [Appendix A: Program Overview](#).

Reporting Requirements

Effective May 15, 2007, S.C. Code § 59-16-60 legislation went into effect that requires VirtualSC to provide the General Assembly an annual report that must contain at least the following:

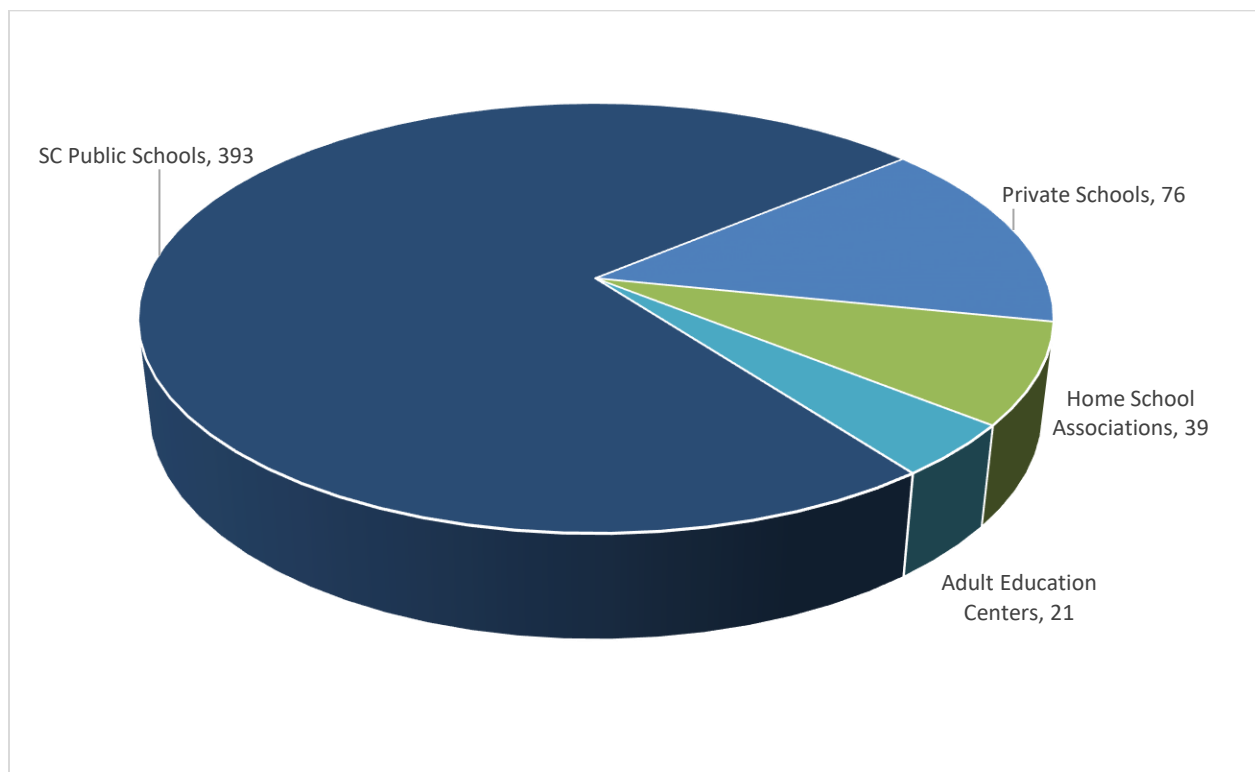
1. List of courses offered through the virtual school;
2. Number of local school districts and number of the district students participating in the virtual school;
3. Private schools and number of the private school students participating in the virtual school;
4. Number of homeschool students participating in the virtual school;
5. Success rates for students by courses enrolled in the virtual school;
6. Number of students who dropped a course and reasons for dropping;
7. Expenditures made for the virtual school; and
8. Number of students unable to enroll because of space limitation.

High School Supplemental Program

VirtualSC's High School Supplemental Program is a free, state-sponsored online program serving students currently attending public, private, and home schools in grades 7–12 and adult education programs. VirtualSC courses are taught by state-certified teachers who have shown expertise in their subject areas. All VirtualSC full-time teachers hold a rating of Highly Qualified in their subject area by the SCDE. In addition to their outstanding credentials, all full-time and part-time teachers must undergo in-service Online Professional Development training to teach with VirtualSC. Due to the high volume of student requests for courses, VirtualSC employed forty full-time teachers for the 2018–19 academic year in addition to 105 part-time teachers and language coaches.

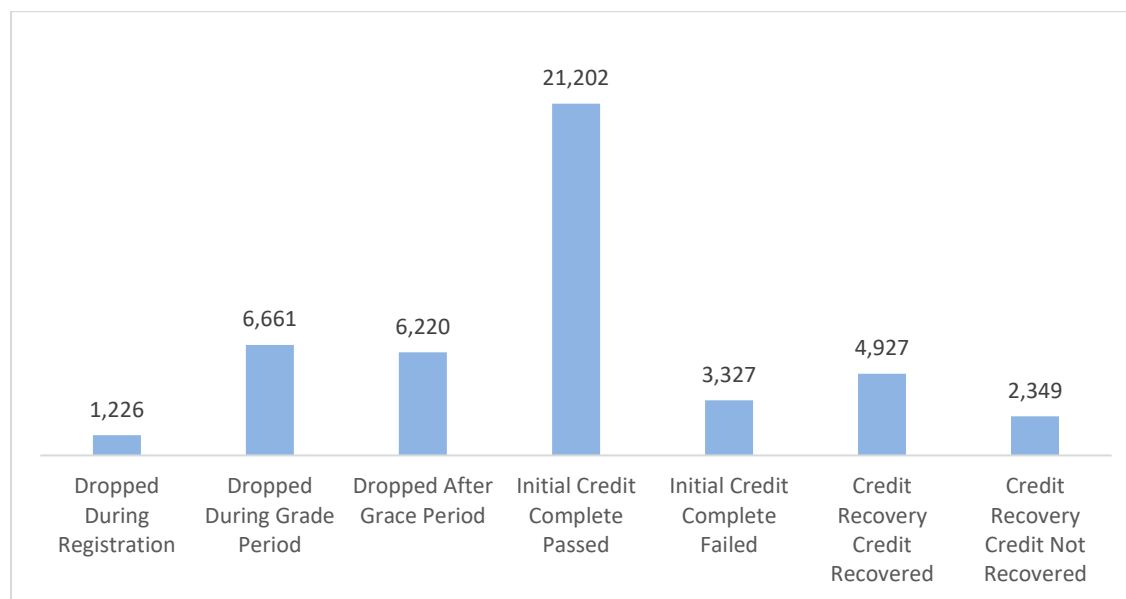
In 2018–19, VirtualSC was able to serve 45,912 student enrollments for 393 schools in 81 public school districts, 39 home school associations, 76 private schools, and 21 adult education centers located throughout South Carolina (for details, see [Appendix B: Student Enrollment by District](#)).

Figure 2. VirtualSC School Participation, 2018–19



Of the students who enrolled in their courses who stayed beyond the fourteen-day grace period, 26,129 successfully completed their courses, while 3,327 received a failing grade. Therefore, VirtualSC had a successful course completion rate of 89 percent for the school year. (For details on individual class success rates, see [Appendix C: Successful Course Completion Rates](#).) In addition, 1,226 dropped during the registration period, 6,661 dropped during the grace period, and 6,220 dropped after the grace period.

Figure 3. VirtualSC 2018–19 Enrollment Activity



Among the most common reasons offered for dropping the class after the grace period were the following:

- Overextension (taking too many courses and/or involved in too many extracurricular activities);
- Rigor (more difficult than the student thought);
- Incompatibility with learning style (need face-to-face instruction in a brick and mortar classroom);
- Lack of understanding about the course requirements, especially language labs for world language courses; and
- Technology (non-compatible hardware and/or no internet connection at home).

Growth

VirtualSC has been steadily growing since its pilot in 2007 and program inception in 2008. As demand increases, new courses are developed and added to the curriculum, which helps to increase enrollments. Although VirtualSC doesn't directly advertise, through word-of-mouth endorsements, the demand for existing courses has also increased. As demand increases, the faculty and administrative staff increases accordingly. During the 2018–19 school year, due to funding constraints, VirtualSC was not able to serve every student who requested a class.

Although the funding remained the same, VirtualSC was able to serve 4,463 more students than the prior year. However, VirtualSC turned away 4,930 student requests, representing a 13.65 percent increase in requests for courses (see Figure 4). Over the life of the program, VirtualSC has more than quadrupled its enrollments.

Figure 4. VirtualSC Student Enrollments, 2008–09 through 2018–19

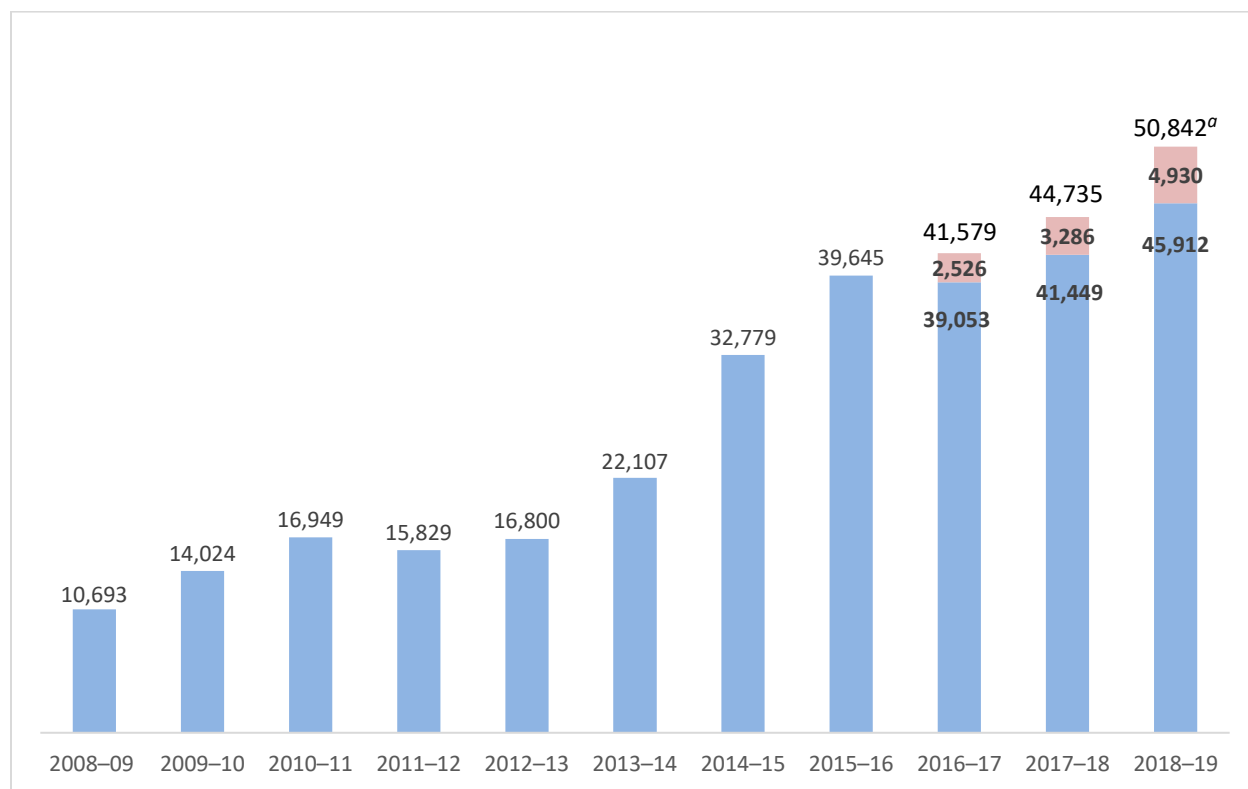


Figure 4. ^aVirtualSC was not able to serve all students who requested a class during the 2018–19 school year. Despite a lack of funding increase for the fiscal budget, VirtualSC was able to serve 4,463 more students than the prior year. However, VirtualSC still had to turn away 4,930 students in the following courses: AP Art History, Child Development, Earth Science, Economics, English 2, English 3, English 4, English 4 Honors, Environmental Science, Exploring World Languages in SC, Family Life Education, Geometry, German 1, Health Science 1, Health Science 3, Integrated Business Applications, Keyboarding, Media Arts 1, Medical Terminology, Music Appreciation, Personal Finance, Personal Health, Physical Education, Probability and Statistics, Spanish 2, and World Geography.

Expenditures

Expenditures for 2018–19 totaled \$9,488,693 for salaries and fringe benefits for all program administration, full-time teachers, and temporary adjunct teachers. Additionally, the program spent \$1,491,720 for operating costs, including, but not limited to, program software, instructional technologies, and digital instructional materials. Salary and fringe costs came from the General Fund, while the operating budget was appropriated through the General Fund and program-collected revenue.

End-of-Course Examination Results

During 2018–19, 270 VirtualSC students took End-of-Course Examination Program (EOCEP) courses, for which there is a state-mandated final exam. The passage rates for VirtualSC students taking this exam, as compared to the state passage rates for the same courses, are detailed in Table 1.

Table 1. 2018–19 VirtualSC EOCEP Course Results

Course	VirtualSC Number of Exams Taken	VirtualSC Number of Exams Passed	VirtualSC Exam Passage Rate	State Exam Passage Rate
Algebra 1	80	47	58.8%	68.6%
Biology 1	29	18	62.1%	67.2%
English 1	67	54	80.6%	79.0%
US History and Constitution	94	52	55.3%	66.9%
Total/Average	270	171	63.3%	70.5%

Advanced Placement Exam Results

During 2018–19, 134 VirtualSC students took the national Advanced Placement (AP) exams. The passage rates, as compared to the state passage rates, are detailed in the table below:

Table 2. 2018–19 VirtualSC AP Course Results

Course ^a	VirtualSC Number of Exams Taken	VirtualSC Number of Exams Passed	VirtualSC Exam Passage Rate	State Exam Passage Rate
AP Art History	15	7	47%	58%
AP Biology	16	11	69%	66%
AP Calculus AB	25	7	28%	59%
AP English Language	24	16	67%	53%
AP English Literature	11	3	27%	52%
AP European History	12	5	42%	52%
AP Latin	3	3	100%	30%
AP Statistics	28	15	54%	50%
AP US History	25	13	52%	56%
Total/Average	159	80	50%	58%

Note. ^aFor a list of districts taking AP classes with VirtualSC, please see [Appendix D: Advanced Placement](#).

Courses Being Developed and Redesigned

Courses Being Developed:

- Discovering Computer Science CP
- Fundamentals of Computing CP
- Pre-Calculus Honors

Courses Being Redesigned:

- Credit Recovery Algebra 2
- Credit Recovery Chemistry
- Sociology CP

In 2018–19, four VirtualSC courses: English 2 Honors, Geometry CP, Government CP, and Music Appreciation, earned the Quality Matters (QM) Certification Mark following a rigorous review process. The QM Certification Mark is the internationally recognized symbol of online and blended course design quality and represents VirtualSC’s ongoing commitment to creating quality courses that are designed to help students succeed.

In 2019–20, the VirtualSC curriculum team will be scaling back new course development and instead will be concentrating on reviewing current courses to ensure that they meet quality standards and will be submitting more courses for Quality Matters review. However, in order to increase offerings that meet the computer science graduation requirements, the team will be developing two new introductory computer science courses: Discovering Computer Science and Fundamentals of Computing.

For a complete list of courses that were offered during the 2018–19 school year, please see [Appendix C: Success Course Completion Rates](#) and [Appendix E: Course Offerings](#).

What Our Students Are Saying

Some comments from the 2019 VirtualSC “Assess Your Learning” survey that students take at the end of their courses:

“This course was great because my teacher was always checking in on me and when I did poorly on an attempt he did a very good job at leaving constructive feedback to help me on the second attempt that was allowed.”

“It was my first time taking an online course so it was a little challenging for me to adjust to the virtual environment, but since my teacher was encouraging, I was able to persevere.”

“I felt included in the class and she felt like a real teacher from my school. I had a great learning experience where I learned a lot.”

“It gave me a chance to work at my own pace.”

“Awesome class and a nice teacher.”

Virtual Learning Labs and Robots

VirtualSC partners directly with schools to offer Virtual Learning Labs (VLLs) to help schools fulfill several needs from budget cuts, reduced funding, and unfilled teaching vacancies at smaller schools across the state. Through VLLs, VirtualSC provides a Highly Qualified SC-certified teacher and the SC standards-based virtual course, as well as virtually meets with the students during a set period of the school day to provide instruction. In 2014–15, VirtualSC conducted a robot pilot, which has become part of the VLL option. With the robots, the VirtualSC teacher can better connect with students in the classroom through the use of a Double Robot. During the 2018–19 school year, VirtualSC conducted sixteen VLL class periods at six schools (Greenville Senior High School, Dacusville Middle School, Marlboro County High School, McCormick High School, Midlands STEM Institute, and Ridge View High School) with three robots in the following classes: Algebra 1, Algebra 2, Computer Applications, Earth Science, Economics, English 1, English 2, Government, Integrated Business Applications, Latin 2, Probability and Statistics, US History and Constitution, and World History.

These classes included 482 students and had a success rate of 85.2 percent.

Franchise Program

VirtualSC began to offer a flexible Franchise Program to schools and districts across the state in 2014. This program allows districts to use VirtualSC-developed course content, the program's Learning Management System (Moodle), and the VirtualSC Student Information System (GeniusSIS) while using their own instructors. For the 2018–19 school year, VirtualSC had fifteen franchise programs: Aiken County School District, Berkeley County School District, Charleston County School District, Colleton County School District, Dorchester County School District 4, Edgefield County School District, Fox Creek Academy, Greenville County School District, Greenwood School District 50, Jasper County School District, Lexington County School District One, Marion County School District, School District of Pickens County, Spartanburg County School District 1, and Tall Pines STEM Academy. These franchises offered 373 course periods across three semesters, serving 5,633 students with a 79 percent overall success rate.

Each district uses the curriculum provided in a slightly different way to meet their district's unique needs. Some examples of the innovative ways districts are using our program follow:

- **Aiken County School District** offers a complete virtual program for all students through their program called Aiken County Virtual Academy (ACVA). Students can take courses during the school day in a computer lab or at home. Students who take a course during the school day are placed in a dedicated ACVA lab where they are assisted by ACVA lab facilitators. The Aiken Franchise also serves its Medical Homebound students with dedicated teachers and administrative staff to service this specific population.
- **Berkeley County School District** provides virtual courses, through its online program called Berkeley County Virtual Learning Program (BCVLP), to high school students at the request of the school counselor. BCVLP focuses on offering courses to its transient

population and to students who need courses to graduate. Berkeley also offers virtual courses to its adult education students.

- **Dorchester County School District Four** delivers blended virtual courses to their district's alternative program, Odyssey Educational Center. Teachers facilitate the classes through a competency-based model. Their class schedule is based on subjects, not courses. Students may be in different courses within a subject area and different parts of the course, but because the courses are virtual, the teacher can assist students individually. By using the franchise program at Odyssey, students have been able to complete more courses within the school year.
- **Greenwood School District 50** offers virtual courses to its students who need to earn a Spanish credit. Classes operate in a blended model where students have Spanish every day; however, they switch daily between being in a lab setting and meeting in a classroom setting with their teacher. The district also offers core courses to students throughout the school year as a supplemental offering. In 2018–19, the district expanded its program to serve its at-risk students.
- **School District of Pickens County** provides virtual courses, through its online program called VirtualSDPC, to high school students at the request of the school counselors. Pickens opens their registration period after VirtualSC to allow students who were not able to request courses to do so through their program. VirtualSDPC offers a variety of core courses based on the needs of their students.

Elementary Keyboarding Program

South Carolina law was amended to require all statewide assessments to be administered online beginning in spring 2017. Students in grades 3–8 and in high school will be taking online assessments in English language arts, mathematics, social studies, and science. Keyboarding skills are essential to students' success. To meet the expressed needs and inquiries of the districts and schools across South Carolina, VirtualSC offers a blended learning Elementary Keyboarding Program statewide. It supports personalized learning and customized education for every student through an online choice option for keyboarding instruction.

The primary objectives of the Elementary Keyboarding Program are:

- To provide instruction in alphabetic keyboarding to students in grades K–6;
- To provide instruction and practice in navigation through online open educational resources and activities; and
- To provide opportunity for students to compose paragraphs, short answers, or essay responses at the keyboard in a timely manner from writing prompts provided in the course.

During the 2018–19 school year, VirtualSC served approximately 72,000 students and approximately 1,000 teachers and administrators in the following 46 districts/schools:

- Abbeville
- Aiken

- Anderson 2
- Anderson 3
- Anderson 4
- Anderson 5
- Berkeley
- Charleston
- Colleton
- Dillon 4
- Dorchester 2
- Edgefield
- Florence 3
- Florence 5
- Greenville
- Greenwood 51
- Greenwood 52
- Kershaw
- Lancaster
- Laurens 56
- Lexington 1
- Lexington 2
- Lexington 3
- Lexington 4
- Lexington 5
- Marion
- Newberry
- Oconee

- Orangeburg 3
- Orangeburg 5
- Pickens
- School for Deaf and Blind
- Spartanburg 1
- Spartanburg 2
- Spartanburg 3
- Spartanburg 4
- Spartanburg 5
- Sumter
- Williamsburg
- York 3

Individual Schools:

- Cape Romain Environmental Education Charter School
- East Cooper Montessori Charter School
- Orange Grove Charter School
- Riverwalk Academy
- Sabeel Academy
- Walhalla Middle School

Other Services Available

Test Preparation Services

To assist students in preparing for national college entrance exams, such as the ACT, PSAT/NMSQT, and SAT, VirtualSC offers test preparation free-of-charge to any student or teacher in the state of South Carolina, whether they are enrolled in VirtualSC or not. These reviews were developed by Shmoop, a digital curriculum test preparation company that makes fun yet rigorous learning materials that help students prepare for national exams. In addition to the college entrance exams listed above, VirtualSC offers reviews for the following AP exams:

- AP Art History
- AP Biology
- AP Calculus
- AP Chemistry
- AP English Language
- AP English Literature
- AP Environmental Science
- AP European History
- AP Human Geography
- AP Macroeconomics
- AP Microeconomics
- AP Physics
- AP Psychology
- AP Spanish Literature

- AP Statistics
- AP US Government and Politics
- AP US History
- AP World History

Skills Recovery Services

VirtualSC offers free English language arts (ELA) and math skills recovery resources to middle and high schools via EdReady. Both the ELA and math resources are standards-aligned and mastery-based, and provide a personalized learning experience based upon each student's current level of skill and understanding. In addition, the resources are available to schools to use in the manner that best suits the needs of their students. The resources are not provided with a VirtualSC teacher, but VirtualSC works directly with the schools to provide free online curricula, administrative support for troubleshooting, and free training for the school's teachers and staff.

Appendix A: Program Overview

Following a one-year pilot, the South Carolina Virtual School Program (SCVSP), legislatively created in May 2007, began offering courses in the 2007–08 academic year as a supplemental program for students in traditional brick and mortar public schools, private schools, and homeschools. Since then, the program, now known as VirtualSC, has worked with these diploma-granting schools, as well as adult education centers, to provide state-funded online courses for high school credit at no cost to the students.

Mission

The mission of VirtualSC is to provide South Carolina students with flexible and rigorous online learning opportunities that will help them acquire the knowledge, skills, and characteristics necessary for college and career readiness.

Core Values

The following are the core values that guide VirtualSC:

1. The student should be at the center of each decision.
2. Integrity, honesty, and respect are paramount in all aspects of VirtualSC's operations.
3. Courses must be engaging and interactive with rigorous standards-based content to meet the diverse educational needs of the students.
4. Students, parents, and sponsors should be active partners in the process.
5. All students, parents, teachers, and sponsors are accountable for their role in the educational process.
6. Continuous examination is vital to program improvement.

Goals and Objectives

VirtualSC strives to reach the following goals and objectives:

1. Focus on the individual success of each student and tailor courses to students' educational needs.
2. Provide students with access to Advanced Placement™ and specialized courses, which may not be offered at their traditional brick and mortar schools in order to promote educational equality.
3. Provide an alternative to students who may not be able to complete their high school education without access to flexible options (e.g. students with children, students with mitigating work schedules/circumstances, students with disabilities or medical issues).
4. Provide credit recovery courses for students.
5. Provide students with a 21st century education to make them competitive in the workforce after their high school graduation or in their pursuit of a degree from a higher educational institution.

Appendix B: VirtualSC Student Enrollment, 2018–19

Public School Districts

School District	Total Enrollment
Abbeville 60	158
Adult Education	470
Aiken	2,819
Allendale	81
Anderson 1	366
Anderson 2	110
Anderson 3	190
Anderson 4	94
Anderson 5	131
Bamberg 1	1
Barnwell 19	56
Barnwell 29	26
Barnwell 45	41
Beaufort	209
Berkeley	1,572
Calhoun	1
Charleston	2,596
Charter Institute at Erskine	913
Cherokee	162
Chester	142
Chesterfield	456
Clarendon 1	156
Clarendon 2	95
Clarendon 3	148
Colleton	489
Darlington	89
Dillon 4	122
Dorchester 2	2,065
Dorchester 4	19
Edgefield	175
Fairfield	8
Florence 1	542
Florence 2	171
Florence 3	503
Florence 4	137
Florence 5	2

School District	Total Enrollment
Georgetown	555
Governor's School	122
Greenville	7,146
Greenwood 50	124
Greenwood 52	37
Hampton 1	100
Hampton 2	5
Home School	618
Horry County Schools	518
Jasper	16
Kershaw	312
Lancaster	661
Laurens 55	291
Laurens 56	171
Lee	60
Lexington 1	1,614
Lexington 2	457
Lexington 3	31
Lexington 4	324
Lexington 5	784
Marion 10	19
Marlboro	266
McCormick	291
Newberry	130
Oconee	372
Orangeburg 3	49
Orangeburg 4	7
Orangeburg 5	601
Palmetto Unified	3
Pickens	2,082
Private School	1,138
Richland 1	531
Richland 2	4,176
Saluda	294
SC School for the Deaf and Blind	18
South Carolina Public Charter School District	2,287
Spartanburg 1	98
Spartanburg 2	145
Spartanburg 3	80
Spartanburg 4	78

School District	Total Enrollment
Spartanburg 5	113
Spartanburg 6	146
Spartanburg 7	339
Sumter	1,343
Union	23
Williamsburg	750
York 1	90
York 2	205
York 3	418
York 4	559
Total	45,912

Charter School District Schools

Charter Institute at Erskine Schools	Enrollment
Calhoun Falls Charter School	21
Coastal Leadership Academy	29
Cyber Academy of South Carolina	224
Gray Collegiate Academy	40
Mevers School of Excellence	1
Midlands STEM Institute	40
Oceanside Collegiate Academy	93
Odyssey Online Learning	57
Royal Live Oaks Academy Charter School for the Arts and Sciences	95
South Carolina Virtual Charter School	313

South Carolina Public Charter School District Schools	Enrollment
Brashier Middle College Charter High School	158
Bridges Preparatory School	9
East Point Academy	37
Fox Creek High School	130
Green Charter School	58
Green Charter School of the Midlands	2
Greenville Tech Charter High	13
Greer Middle College Charter High School	61
High Point Academy	144
Lead Academy Charter School	31
Low Country Leadership High School	23
Lowcountry Montessori School	54
Midlands Arts Conservatory	1

Midlands Middle College	216
Next High School	198
Palmetto Scholars Academy	100
Pee Dee Math, Science and Technology Academy	99
Phoenix Charter High School	2
Polaris Tech	121
Riverwalk Academy	26
SC Whitmore School	55
South Carolina Connections Academy	413
Tall Pines STEM Academy	64
York Preparatory Academy	272
Total	3,200

Private Schools

Private School	Enrollment
Anderson Christian School	15
Ashley Hall School	2
Beaufort Academy	1
Ben Lippen School	45
Bishop England High School	38
Cambridge Academy	7
Cardinal Newman School	41
Cathedral Academy	12
Charleston Collegiate School	11
Christian Academy of Myrtle Beach	17
Clarendon Hall School	14
Coastal Christian Preparatory School	3
Colleton Prep Academy	38
Comenius School For Creative Leadership	77
Covenant Classical Christian School	30
Dorchester Academy	5
First Presbyterian Academy	21
Francis Hugh Wardlaw Academy	73
Greenville Classical Academy	2
Greenwood Christian School	3
Hammond School	2
Hampton Park Christian School	4
Hawthorne Christian Academy	3
Heathwood Hall Episcopal School	3

Private School	Enrollment
Hilton Head Christian Academy	28
Hilton Head Preparatory School	1
Holly Hill Academy	2
Holy Trinity Catholic School	4
John Paul II Catholic School	1
Kingstree Christian Academy	6
Lake Pointe Academy	10
Laurens Academy	19
Legacy Christian Academy	3
Lowcountry Preparatory School	17
Mead Hall Episcopal School	1
Midland Valley Christian Academy	11
Mountain View Christian Academy	99
New Covenant School	6
New Prospect Christian School	6
North Myrtle Beach Christian School	8
Northside Christian Academy	2
Northwood Academy	2
Oakbrook Preparatory School	5
Oakwood Christian School	23
Oconee Christian Academy	42
Orangeburg Preparatory School	7
Our Lady of the Rosary Catholic School	2
Palmetto Christian Academy	16
Palmetto Christian Academy of Greenwood	1
Patrick Henry Academy	12
Pee Dee Academy	60
Pinewood Prep School	21
Ragin Preparatory Academy School	2
Richard Winn Academy	41
Risen Christ Lutheran School	4
Robert E. Lee Academy	2
Sheila E Academy	16
South Aiken Baptist Christian School	20
Southside Christian School	9
Spartanburg Christian Academy	13
Spartanburg Day School	1
St. Anne Catholic School	4
St. Elizabeth Ann Seton Catholic High School	2
St. Francis Xavier High School	17

Private School	Enrollment
St. John's Christian Academy	6
St. Mary Help of Christians Catholic School	11
Sumter Christian School	25
Temple Christian Academy	38
The Carolina Academy	2
Thomas Heyward Academy	6
Thomas Sumter Academy	3
University School of the Lowcountry	12
Victory Christian School	1
W. Wyman King Academy	6
Westminster Catawba Christian School	9
Williamsburg Academy	6
Total	1,138

Appendix C: Successful Course Completion Rates by Subject and Course, 2018–19

Subject	Course	Completed Successfully	Completed Failed	Total Completed	Successful Completion Rate
CATE	Accounting 1 CP	27	6	33	81.82%
	Child Development 1 CP	510	108	618	82.52%
	Computer Applications CP	953	49	1,002	95.11%
	Computer Applications CP Fast Track	133	24	157	84.71%
	Entrepreneurship CP	177	42	219	80.82%
	Family Life Education 1 CP	738	106	844	87.44%
	Family Life Education 1 CP Fast Track	217	52	269	80.67%
	Fundamentals of Webpage Design and Development CP	237	64	301	78.74%
	Health Science 1 CP	359	65	424	84.67%
	Health Science 1 CP Fast Track	67	27	94	71.28%
	Health Science 3: Human Structure and Function CP	83	8	91	91.21%
	Integrated Business Applications CP	1,605	99	1,704	94.19%
	Introduction to Career Clusters	20	3	23	86.96%
	Keyboarding CP Fast Track	173	48	221	78.28%
	Medical Terminology CP	695	46	741	93.79%
	Medical Terminology CP Fast Track	141	22	163	86.50%
	Personal Finance CP	423	63	486	87.04%
ELA	AP English Language and Composition	28		28	100.00%
	AP English Literature and Composition	11	2	13	84.62%
	Credit Recovery English 1	482		482	100.00%
	Credit Recovery English 2	482		482	100.00%
	Credit Recovery English 3	442		442	100.00%
	Credit Recovery English 4	188		188	100.00%
	English 1 CP	39	5	44	88.64%
	English 1 Honors	21	1	22	95.45%
	English 2 CP	371	54	425	87.29%
	English 2 Honors	21		21	100.00%

Subject	Course	Completed Successfully	Completed Failed	Total Completed	Successful Completion Rate
	English 3 CP	854	107	961	88.87%
	English 3 Honors	25	4	29	86.21%
	English 4 CP	1,086	154	1,240	87.58%
	English 4 Honors	36	4	40	90.00%
Fine Arts	AP Art History	19	2	21	90.48%
	Art History Honors	142	7	149	95.30%
	Media Arts 1 CP	246	33	279	88.17%
	Music Appreciation 1 CP	626	94	720	86.94%
	Music Appreciation 1 Fast Track	107	68	175	61.14%
Health /PE	Personal Health CP	969	40	1,009	96.04%
	Personal Health CP Fast Track	203	30	233	87.12%
	Physical Education 1 CP	2,236	101	2,337	95.68%
	Physical Education 1 CP Fast Track	173	25	198	87.37%
Math	Algebra 1 CP	48	2	50	96.00%
	Algebra 2 CP	626	232	858	72.96%
	AP Calculus AB	24	7	31	77.42%
	AP Statistics	32		32	100.00%
	Credit Recovery Algebra 1	566		566	100.00%
	Credit Recovery Algebra 2	464		464	100.00%
	Credit Recovery Geometry	481		481	100.00%
	Foundations in Algebra	11	19	30	36.67%
	Geometry CP	380	117	497	76.46%
	Intermediate Algebra	22	8	30	73.33%
	Pre-Calculus CP	31	4	35	88.57%
	Probability and Statistics CP	390	268	658	59.27%
Science	Anatomy and Physiology CP	43	2	45	95.56%
	AP Biology	16	3	19	84.21%
	Astronomy Honors	32	3	35	91.43%
	Biology 1 CP	29		29	100.00%
	Chemistry CP	32	9	41	78.05%
	Credit Recovery Biology	665		665	100.00%
	Credit Recovery Chemistry	228		228	100.00%
	Credit Recovery Earth Science	150		150	100.00%

Subject	Course	Completed Successfully	Completed Failed	Total Completed	Successful Completion Rate
	Earth Science CP	371	126	497	74.65%
	Environmental Science CP	470	131	601	78.20%
	Physics CP	21	5	26	80.77%
Social Studies	AP European History	15		15	100.00%
	AP US History and Constitution	24	1	25	96.00%
	Credit Recovery Economics	154		154	100.00%
	Credit Recovery Government	188		188	100.00%
	Credit Recovery US History	437		437	100.00%
	Economics CP	2,067	148	2,215	93.32%
	Government CP	1,699	414	2,113	80.41%
	Psychology CP	153	21	174	87.93%
	Psychology CP Fast Track	65	26	91	71.43%
	Sociology CP	94	18	112	83.93%
	Sociology CP Fast Track	89	44	133	66.92%
	US History and Constitution CP	74	6	80	92.50%
	World Geography CP	48	27	75	64.00%
	World History CP	52	16	68	76.47%
World Languages	AP Latin	3		3	100.00%
	Exploring World Languages in South Carolina	20		20	100.00%
	French 1 CP	35	7	42	83.33%
	French 2 CP	27	4	31	87.10%
	German 1 CP	26		26	100.00%
	German 2 CP	18		18	100.00%
	Latin 1 CP	37	11	48	77.08%
	Latin 1a	2		2	100.00%
	Latin 1b	3		3	100.00%
	Latin 2 CP	36	24	60	60.00%
	Latin 3 Honors	28	5	33	84.85%
	Latin 4 Honors	1	1	2	50.00%
	Spanish 1 CP	88	10	98	89.80%
	Spanish 2 CP	102	39	141	72.34%
	Spanish 3 CP	9	1	10	90.00%
	Spanish 3 Honors	33	5	38	86.84%

Subject	Course	Completed Successfully	Completed Failed	Total Completed	Successful Completion Rate
	Spanish 4 Honors	5		5	100.00%
Total/ Average		26,129	3,327	29,456	88.71%

Appendix D: Advanced Placement, 2018–19

Per the following table, 322 students took AP courses with VirtualSC during the 2018–19 school year.

District	School	Enrollment
Aiken	Aiken High School	3
	Midland Valley High School	8
	Ridge-Spring Monetta Middle/High School	7
	Silver Bluff High School	1
	South Aiken High School	6
Anderson 1	Palmetto High School	7
	Wren High School	2
Anderson 3	Crescent High School	3
Anderson 4	Pendleton High School	1
Anderson 5	T.L. Hanna High School	1
Barnwell 19	Blackville-Hilda High School	4
Barnwell 45	Barnwell High School	1
Beaufort	Bluffton High School	1
	Hilton Head High School	1
	May River High School	2
	Goose Creek High School	2
Berkeley	Charleston Charter School for Math and Science	1
Charleston	Charleston County School of the Arts	8
	Garrett Academy of Technology	1
	James Island Charter High	1
	Wando High	3
	West Ashley High	3
Charter Institute at Erskine	Cyber Academy of South Carolina	1
	Oceanside Collegiate Academy	1
	Odyssey Online Learning	1
	South Carolina Virtual Charter School	9
Chesterfield	Central High School	1
Colleton	Colleton County High School	1
Dorchester 2	Ashley Ridge High School	2
	Fort Dorchester High School	1
	Summerville High School	3
Florence 1	South Florence High School	1
	West Florence High School	3
	Wilson Senior High School	3
Florence 4	Timmonsville High School	14

District	School	Enrollment
Georgetown	Georgetown High School	1
Governor's School	Governor's School for Math and Science	1
	Governor's School for the Arts and Humanities	3
Greenville	Blue Ridge High School	1
	Eastside High School	1
	Hillcrest High School	1
	J. L. Mann Academy	5
	Riverside High School	5
	Travelers Rest High School	4
	Wade Hampton High School	3
	Woodmont High School	1
Greenwood 50	Greenwood High School	3
Hampton 1	Wade Hampton High	1
Home Schools	Home Schools	15
Horry	Carolina Forest High School	4
	Conway High School	2
Kershaw	Lugoff-Elgin High School	3
Lancaster	Buford High School	1
	Lancaster High School	3
Laurens 55	Laurens District 55 High School	1
Laurens 56	Clinton High School	1
Lexington 1	Lexington High School	3
	River Bluff High School	12
	White Knoll High School	2
	Brookland-Cayce High School	3
Lexington 2	Swansea High School	2
Lexington 4	Chapin High School	1
Lexington 5	Dutch Fork High	1
	Spring Hill High School	2
	Marion High School	7
Marion	Mullins High School	1
	Whitmire Community School	5
Newberry	Seneca Senior High	1
	Walhalla Senior High	2
Orangeburg 5	Orangeburg Consolidated School District Five High School	
	for Health Professions	1
Pickens	D. W. Daniel High School	4
	Easley High School	6
	Liberty High School	5
	Pickens High School	1

District	School	Enrollment
Private Schools	Bishop England High School	2
	Comenius School for Creative Leadership	6
	Covenant Classical Christian School	1
	Francis Hugh Wardlaw Academy	4
	Lowcountry Preparatory School	2
	Oakbrook Preparatory School	1
	Oakwood Christian School	9
	Pinewood Prep School	1
	South Aiken Baptist Christian School	4
	University School of the Lowcountry	2
	Westminster Catawba Christian School	1
Richland 1	A.C. Flora High School	4
	Columbia High School	1
	Dreher High School	1
	Eau Claire High School	1
Richland 2	Blythewood High School	2
	Richland Northeast High	5
	Ridge View High School	1
	Spring Valley High School	15
	Westwood High School	2
SCPCSD	Green Charter School	1
	Next High School	2
	Palmetto Scholars Academy	4
	SC Whitmore School	1
	York Preparatory Academy	1
Spartanburg 1	Chapman High School	2
Spartanburg 2	Boiling Springs High School	2
Spartanburg 4	Woodruff High School	1
Sumter	Sumter High School	2
Williamsburg	C E Murray High School	4
York 3	Northwestern High School	4
	South Pointe High School	5
York 4	Nation Ford High School	1
Total		322

Appendix E: Course Offerings, 2018–19

Course	Enrollment
Accounting 1 CP	79
Algebra 1 CP	114
Algebra 2 CP	1,337
Anatomy and Physiology CP	56
AP Art History	41
AP Biology	32
AP Calculus AB	40
AP English Language and Composition	43
AP English Literature and Composition	28
AP European History	31
AP Latin	4
AP Statistics	46
AP US History and Constitution	57
Art History Honors	176
Astronomy Honors	60
Biology 1 CP	51
Chemistry CP	76
Child Development 1 CP	977
Computer Applications CP	1,354
Computer Applications CP Fast Track	230
Credit Recovery Algebra 1	1,405
Credit Recovery Algebra 2	1,119
Credit Recovery Biology	1,319
Credit Recovery Chemistry	637
Credit Recovery Earth Science	388
Credit Recovery Economics	332
Credit Recovery English 1	1,127
Credit Recovery English 2	954
Credit Recovery English 3	847
Credit Recovery English 4	333
Credit Recovery Geometry	1,383
Credit Recovery Government	358
Credit Recovery US History	944
Earth Science CP	729
Economics CP	2,869
English 1 CP	69
English 1 Honors	26
English 2 CP	577

Course	Enrollment
English 2 Honors	28
English 3 CP	1,329
English 3 Honors	40
English 4 CP	1,661
English 4 Honors	56
Entrepreneurship CP	401
Environmental Science CP	882
Exploring World Languages in South Carolina (middle school course)	35
Family Life Education 1 CP	1,165
Family Life Education 1 CP Fast Track	371
Foundations in Algebra	48
French 1 CP	81
French 2 CP	66
Fundamentals of Webpage Design and Development CP	440
Geometry CP	934
German 1 CP	38
German 2 CP	36
Government CP	2,836
Health Science 1 CP	690
Health Science 1 CP Fast Track	163
Health Science 3: Human Structure and Function CP	146
Integrated Business Applications CP	2,015
Intermediate Algebra	93
Introduction to Career Clusters	37
Keyboarding CP Fast Track	290
Latin 1 CP	101
Latin 1a (middle school course)	4
Latin 1b (middle school course)	3
Latin 2 CP	81
Latin 3 Honors	45
Latin 4 Honors	5
Media Arts 1 CP	395
Medical Terminology CP	994
Medical Terminology CP Fast Track	256
Music Appreciation 1 CP	1,045
Music Appreciation 1 CP Fast Track	267
Personal Finance CP	751
Personal Health CP	1,207
Personal Health CP Fast Track	316
Physical Education 1 CP	2,703

Course	Enrollment
Physical Education 1 CP Fast Track	255
Physics CP	46
Pre-Calculus CP	68
Probability and Statistics CP	1,178
Psychology CP	277
Psychology CP Fast Track	135
Sociology CP	161
Sociology CP Fast Track	224
Spanish 1 CP	251
Spanish 2 CP	387
Spanish 3 CP	54
Spanish 3 Honors	92
Spanish 4 Honors	24
US History and Constitution CP	126
World Geography CP	158
World History CP	174
Total	45,912