

# SPP / APR

Indicator 3 - Assessment



# Indicator 3 - Assessment

Participation and performance of children with IEPs on statewide assessments

A. Participation rate for children with IEPs.

B. Proficiency rate for children with IEPs against grade-level academic standards. (regular assessment)

C. Proficiency rate for children with IEPs against alternate academic achievement standards. (alternate assessment)

D. Gap in proficiency rates for children with IEPs and all students against grade-level academic achievement standards. (regular assessment)



# Measurement: Both math and ELA

3(A). Number of children with IEPs participating in an assessment divided by the total number of children with IEPs enrolled during the testing window. The participation rate goal is determined by the United States Education Department (USED) and always set at 95%. We will focus on 3(B) from here forward.

3(B). Number of children with IEPs scoring at or above proficient against grade-level, academic standards divided by the total number of children with IEPs who received a valid score.



# Major Addition:

- ▶ Indicator 3 (Assessment) adds a new sub-indicator (3D) that measures the gap in performance of students with disabilities compared to all students.
- ▶ For all parts of Indicator 3, school districts who are referred to as Local Education Agencies (LEAs) will only be measured on grades 4, 8, and high school instead of all grades.



# Current ELA Achievement Rates:

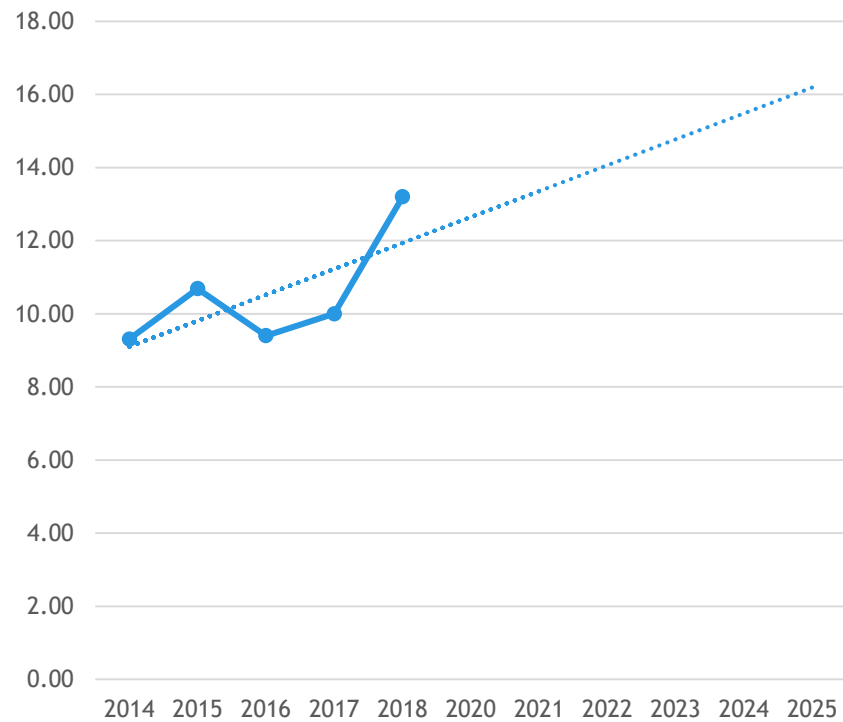
<b>ELA</b>	<b>2014</b>	<b>2015</b>	<b>2016*</b>	<b>2017</b>	<b>2018</b>
3-8 Target	9.31%	10.69%	20.0%	30.0%	40.0%
3-8 Actual	9.31%	10.69%	9.4%	10.0%	13.2%
HS Target	39.83%	41.06%	42.6%	42.6%	44.1%
HS Actual	39.83%	41.06%	32.5%	36.9%	35.1%

\* The assessment changed between 2015 and 2016. The targets were reset when the new assessment started.

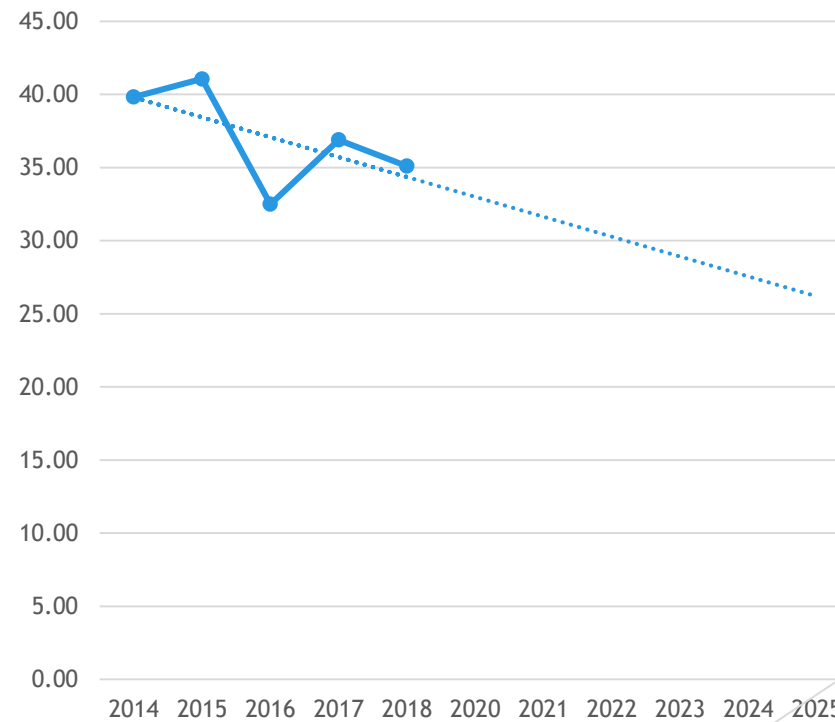


# Current ELA with Trend Lines

### 3-8 ELA Achievement with trend



### HS ELA with Trend Line



## Projected SPP Targets for ELA:

Year	2020	2021	2022	2023	2024	2025
3-8 ELA	15.60	18.00	20.40	22.80	25.20	27.60
HS ELA	36.66	38.22	39.78	41.33	42.89	44.45

New targets were projected using:

- 3-8: the current baseline the trend +  $\frac{1}{2}$  a standard deviation of the yearly change
  - HS: the current baseline +  $\frac{1}{2}$  a standard deviation of the yearly change
- to ensure rigorous yet attainable goals.



# Current Math Achievement Rates:

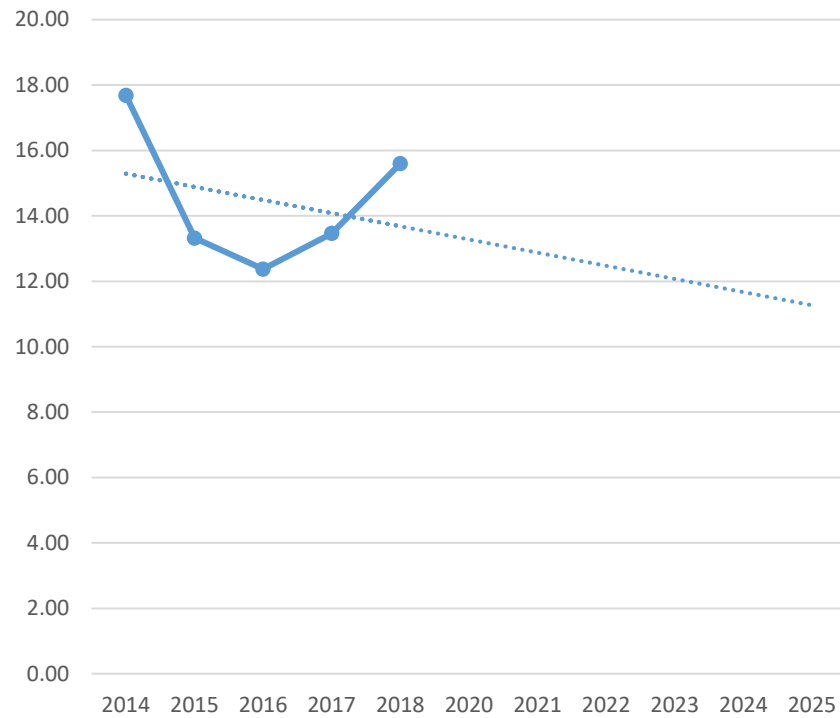
Math	2014	2015	2016*	2017	2018
3-8 Target	17.68%	13.32%	22.32%	31.32%	40.3%
3-8 Actual	17.68%	13.32%	12.37%	13.46%	15.6%
HS Target	57.96%	52.55%	54.05%	55.55%	57.1%
HS Actual	57.96%	52.55%	33.55%	25.77%	27.3%

\* The assessment changed between 2015 and 2016. The targets were reset when the new assessment started.

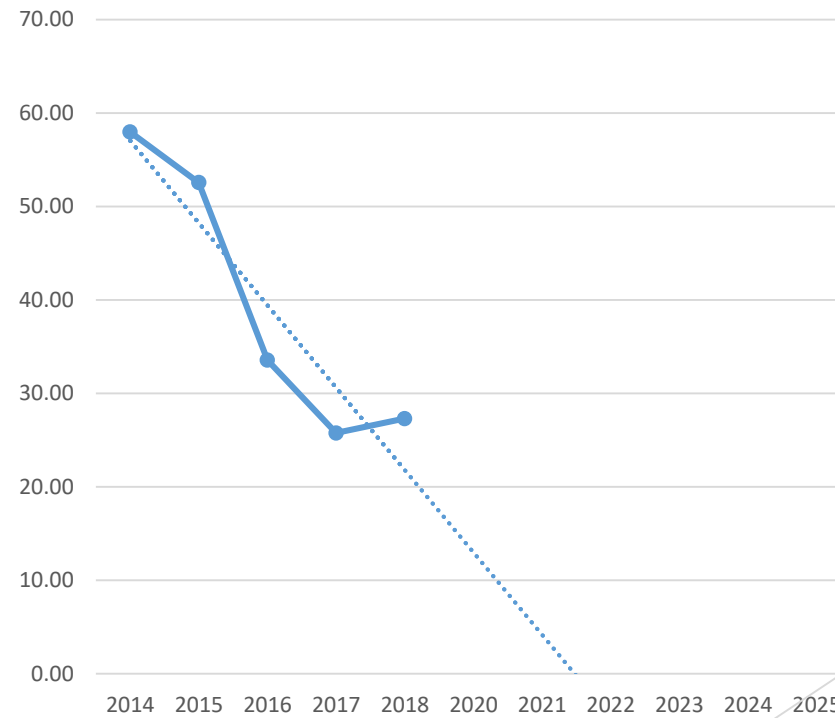


# Current Math with Trend Lines

## 3-8 Math with Trend Line



## HS Math with Trend Line



## Projected SPP Targets for Math:

Year	2020	2021	2022	2023	2024	2025
3-8 Math	16.99	18.39	19.78	21.18	22.57	23.97
HS Math	30.29	33.29	36.28	39.27	42.27	45.26

New targets were projected using:

- All grades: the current baseline + the trend + one standard deviation of the yearly change to ensure rigorous yet attainable goals.



# Academic Focus Group Goal 1:

Within the 2021-2022 school year, the academic focus group within the Office of Special Education Services (OSES) will develop and provide information on reading instruction based on the science of reading (SOR) to support LEAs in increasing performance of children with IEPs on statewide ELA assessments.



# Academic Focus Group Actions for Goal 1:

## ▶ Actions:

1. Continue researching the implementation of the science of reading.
2. Create and compile informative materials to support the implementation of the science of reading to include LMS courses, webinars, and informational guidance.



## Academic Focus Group Goal 2:

Within the 2021-2022 school year, the academic focus group within the Office of Special Education Services (OSES) will provide virtual professional learning opportunities (PLOs) for writing rigorous IEP reading goals to support LEAs in increasing performance of children with IEPs on statewide ELA assessments.



## Academic Focus Group Actions for Goal 2:

### ▶ Actions:

Create and compile informative materials to support writing rigorous reading IEP goals to include LMS courses, webinars, and informational guidance.

