



SOUTH CAROLINA DEPARTMENT OF EDUCATION

SCDE

POWERSCHOOL INCIDENT MANAGEMENT

User Training and Reference Guide September 2024

Contacts:

Aveene Coleman, Office of Student Support, 803-734-3057, acoleman@ed.sc.gov

Kim Smith, Office of Student Support, 803-734-8113, kwsmith@ed.sc.gov

Carol Bostick, Special Education Services, 803-828-7567, cbostick@ed.sc.gov

Technology Services

LEA IT Support Staff may submit an IT Support Request: <https://eservices.ed.sc.gov>

The South Carolina Department of Education does not discriminate on the basis of race, color, religion, national origin, age, sex, or disability in admission to, treatment in, or employment in its programs and activities. Inquiries regarding the nondiscrimination policies should be made to the Employee Relations Manager, 428 Wholesale Ln, West Columbia, SC 29712, (803-734-8781). For further information on federal non-discrimination regulations, including Title IX, contact the Assistant Secretary for Civil Rights at OCR.DC@ed.gov or call 1(800)421-3481.

Table of Contents

Defining Incident Management	3
Accessing Incident Management	5
Creating a New Incident.....	7
Incident Description	9
Incident Builder	13
Adding Participants.....	13
Adding Participants Attributes.....	15
Adding Incident Elements.....	20
Assigning Incident Elements to Participants.....	25
Searching, Editing, and Deleting Incidents	27
Viewing Incidents for Specific Students	30
Reviewing Incident History	31
Appendices	
Appendix A: Incident Codes and Subcodes.....	32
Appendix B: Definitions for Offenses Included in the Uniform Management Reporting	50
Appendix C: Special Education Discipline Definitions	52
Appendix D: Possible Motivation for Student Offenses.....	54
Appendix E: Office of Civil Rights Definitions	55
Appendix F: Office of Civil Rights and Incident Management Alignment.....	59

Using Incident Management in South Carolina Public School Districts

I. Defining Incident Management

Incident Management is a module in PowerSchool.

The Incident Management system replaces the Log Entries section of PowerSchool for recording and reporting all Discipline and Truancy incidents in South Carolina districts and schools. The Incident Management system captures more detailed data that is necessary for federal and state reporting and is needed for Table 5 reporting required by the Office of Exceptional Children.

Although Incident Management contains numerous fields into which data can be input, districts are only required to input data related to the following

1. Gun-Free Schools Act
2. Persistently Dangerous Schools
3. UMIRS (Uniform Management Information Reporting System)
4. Every Student Succeed Act Discipline Data Reporting
5. Table 5 Reporting as required by the Office of Exceptional Children

More specifically, the **Required Fields** are

- Participants
 - Offender
 - Victims- Bullying-Level Physical Injury
- Behavior Codes
- Action Codes
 - Action Date Range
 - Duration Code
- Object Codes
- Subcodes Dropdown
- Incident Elements

Note: Although student-level data will be input into Incident Management, the SCDE will only use aggregated student-level data to report incidents, as it currently does with discipline data. Because data from Incident Management will be used to compile state and federal reports, it is critical that all data entered be reviewed and verified for accuracy.

Incident Management Legend



To add an incident, participant, or any codes associated with an incident.



To edit any incident, participant, or any codes associated with an incident.



To delete any incident, participant, or any codes associated with an incident.



To close a pop-up window, click on the red dot in the left-hand corner of the Title bar of a pop-up window.



Action – Action of consequence taken as a result of an Incident



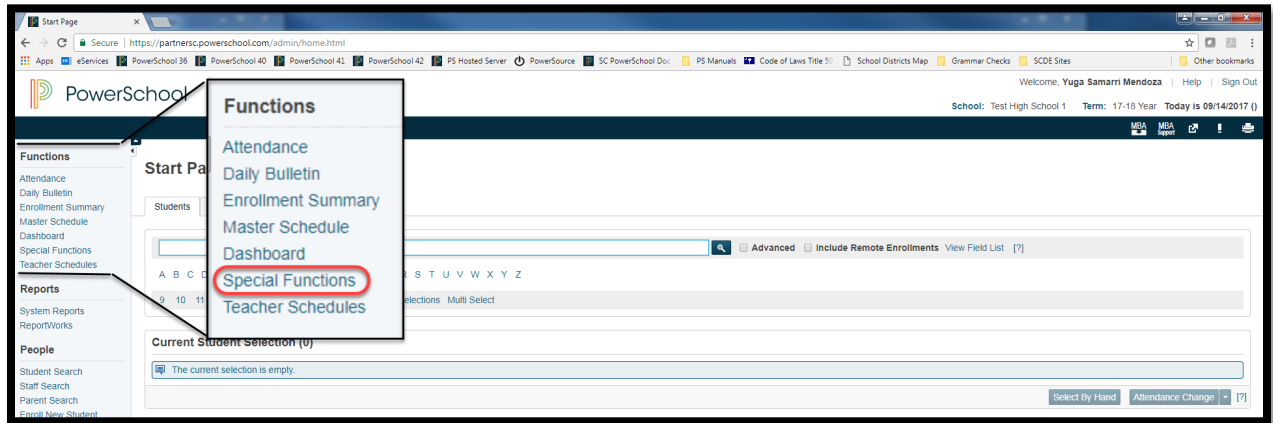
Behavior – Behavior or offense committed that is being reported in the incident



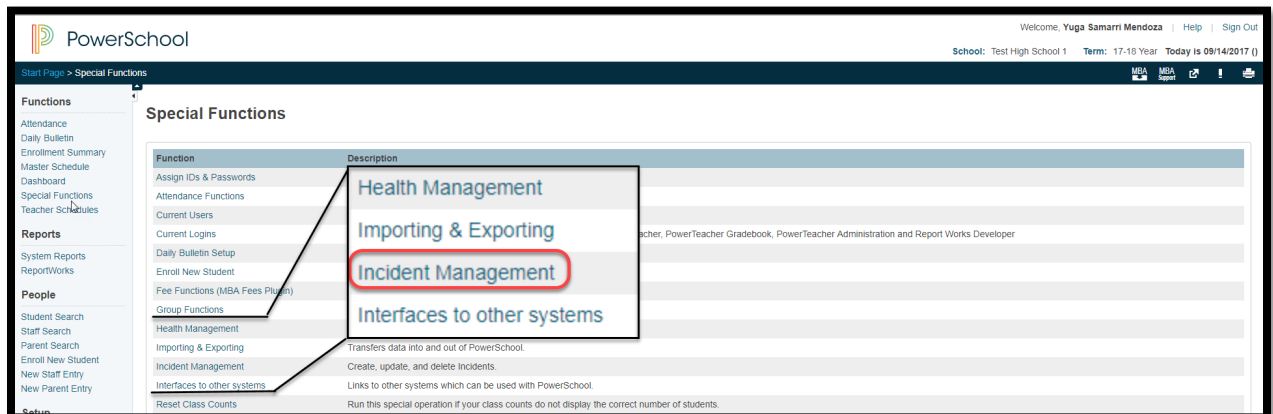
Object – Object or Weapon that was part of an incident

II. Accessing Incident Management

To access Incident Management from a school or district level, select *Special Functions* located on the left-hand side of the Start page.



On the Special Functions screen, select *Incident Management* from the main section of the page.



The Incident List page is the home page of Incident Management. South Carolina has two Incident Types: A) Discipline and B) Truancy. The Incident List will only display the type(s) of incidents that the user has been granted access to by his or her district security administrator.

Incident Management

Incident Counts by Behavior

Date Range: Prior School Year 8/16/2016 to 6/6/2017

Incident Element Behavior

8	005 Detention Violation^	8	007 Disrupting Class^
16	151 Truant^	5	160 Cutting Class^
11	180 Tardy^	19	270 Refusal to Obey/Defiant^
8	310 Leaving School^	15	330 Phone Violation^
7	340 Bus Violation^	6	407 Confrontation/Altercation^

Create New Incident

ID

=

+

Clear

Apply

1-10 of 137 Incidents

	ID	Title	Incident Type	Incident Date	Incident Location	School
<input type="checkbox"/>	39021		Discipline^	9/30/2016 12:27 PM	Yard/Playground^	Test Middle School 1
<input type="checkbox"/>	39020		Discipline^	9/30/2016 12:25 PM	Classroom^	Test Middle School 1
<input type="checkbox"/>	39019		Discipline^	9/30/2016 12:20 PM	Classroom^	Test Middle School 1
<input type="checkbox"/>	39018		Discipline^	9/30/2016 12:19 PM	Classroom^	Test Middle School 1
<input type="checkbox"/>	39017		Discipline^	9/30/2016 12:16 PM	Classroom^	Test Middle School 1
<input type="checkbox"/>	39013		Discipline^	9/30/2016 11:08 AM	School Function^	Test High School 1
<input type="checkbox"/>	39012		Discipline^	9/30/2016 11:04 AM	School Function^	Test High School 1
<input type="checkbox"/>	39011		Discipline^	9/30/2016 10:56 AM	School Function^	Test High School 1
<input type="checkbox"/>	38987		Discipline^	9/30/2016 10:39 AM	Off School Property^	Test Middle School 1
<input type="checkbox"/>	38986		Discipline^	9/30/2016 10:37 AM	Classroom^	Test Middle School 1

Page 1 of 14

<< < 1 2 3 4 5 > >>

Rows/Page 10

If incidents have already been created, the Incident List may be filtered by Date Range, Incident Title, Incident ID, or Incident Type to narrow the listing of incidents. See page 26.

III. Creating an Incident

To create discipline incidents, the user must identify the incident type(s), participants, codes, and subcodes.

To create an incident, click the *Create New Incident* button located on the right side of the Incident List page.

Incident Management

Incident Counts by Behavior

Date Range: 8/16/2016 to 6/6/2017

Incident Element: Behavior

8	005 Detention Violation^	8	007 Disrupting Class^
16	151 Truant^	5	160 Cutting Class^
11	180 Tardy^	19	270 Refusal to Obey/Defiant^
8	310 Leaving School^	15	330 Phone Violation^
7	340 Bus Violation^	6	407 Confrontation/Altercation^

Create New Incident

1-10 of 137 Incidents

ID	Title	Incident Type	Incident Date	Incident Location	School
39021		Discipline^	9/30/2016 12:27 PM	Yard/Playground^	Test Middle School 1
39020		Discipline^	9/30/2016 12:25 PM	Classroom^	Test Middle School 1
39019		Discipline^	9/30/2016 12:20 PM	Classroom^	Test Middle School 1
39018		Discipline^	9/30/2016 12:19 PM	Classroom^	Test Middle School 1
39017		Discipline^	9/30/2016 12:16 PM	Classroom^	Test Middle School 1
39013		Discipline^	9/30/2016 11:08 AM	School Function^	Test High School 1
39012		Discipline^	9/30/2016 11:04 AM	School Function^	Test High School 1
39011		Discipline^	9/30/2016 10:56 AM	School Function^	Test High School 1
38987		Discipline^	9/30/2016 10:39 AM	Off School Property^	Test Middle School 1
38986		Discipline^	9/30/2016 10:37 AM	Classroom^	Test Middle School 1

Page 1 of 14 Rows/Page 10

Clicking the *Create New Incident* button will take you to the Incident Detail page.

An incident is comprised of three main sections: (1) Incident Description, (2) Incident Builder, and (3) Incident Elements.

PowerSchool

Welcome, Yuga Samarri Mendoza | Help | Sign Out

School: Test High School 1 Term: 16-17 Year Today is 09/14/2017 ()

Start Page > Special Functions > Incident List > Incident Detail

Functions

- Attendance
- Daily Bulletin
- Enrollment Summary
- Master Schedule
- Dashboard
- Special Functions
- Teacher Schedules

Reports

- System Reports
- ReportWorks

People

- Student Search
- Staff Search
- Parent Search
- Enroll New Student
- New Staff Entry
- New Parent Entry

Setup

- School System
- Personalize

Applications

- PowerLunch
- PowerScheduler
- PS Administrator
- PT Administrator
- ReportWorks Developer
- Enhanced CPM

Incident Detail

Incident ID: 38668 [View Change History](#)

School: Test High School 1

Incident Type: Discipline^

Incident Date: 08/31/2016 Time: 02:23 PM

Time Frame: During School Hours^ LUN-Lunch^

Time Frame Comment: 512 characters left

Title:

Description:

Location: Yard/Playground^

Location Comment: 512 characters left

Location Description:

Prepared by:

Financial Impact (\$):

Created By:

Created On: 08/31/2016 02:29:02 PM

Last Modified By:

Last Modified On: 08/31/2016 02:29:02 PM

Incident Builder

Participants

Reporters

Victims

Offenders

Trendarius Grace Campbell Tremellan
[1] 009 Fighting^
Suspension^ - Out of School (No Services Provided)^

Jim Rakesh Skepper
[1] 009 Fighting^
Suspension^ - Out of School (No Services Provided)^

Witnesses

Incident Elements

Type	Description
Behavior	[1] 009 Fighting^

[Cancel](#) [Delete](#) [Submit Incident](#)

Change Reason

Use this field to record rationale for the changes being made.

Approximately 2048 characters left

Attendance Related Actions

Name	Action	Begin Date	End Date	Duration Code	Assigned Duration	Actual Duration	Attendance
------	--------	------------	----------	---------------	-------------------	-----------------	------------

Legend

Icons: ⌚ - Time Entry | 📅 - Date Entry

512 characters left

NOTE: Once an incident has been created, an Incident ID number will be automatically assigned by PowerSchool. This number can be seen on the Incident List page and on an individual incident after the Incident Description information has been saved.

(1) The **Incident Description** screen is where general information –School, Incident Type, Incident Date, Time, Time Frame, Title, Description, Location, Location Description, Prepared by, and Financial Impact— is entered.

Incident Detail

Incident Description

Incident Type

Discipline^

Incident Date

09/21/2021

Time

03:49 PM

Time Frame

Title

Description

Location

Location Description

Prepared By

Financial impact (\$)

A. School (Required): This field reflects the name of the school at which the incident occurred.

School level users will only be able to view and enter incidents that occurred at their individual schools. The information entered by school-level users will only be assigned to the users' individual schools. A District office users will only be able to view and enter incidents that occurred at schools located in their individual districts. A dropdown box will display a list of schools in the district. Users should select the school where the incident occurred.

Test High School 1

District Office

Test High School 1

Test High School 2

Test High School 3

Test Elementary School 3

Test Elementary School 1

Test Primary School

Test Middle School 3

Test Elementary School 6


B. Incident Type (Required): This field reflects the type of incident being reported, either Discipline or Truancy. Based on the user security rights, one or both incident types will be displayed in the dropdown box. If the user has access to just one Incident Type, then that is the only Incident Type that will appear in the box. If the user has access to both Incident Types, both will appear in the dropdown.

Discipline^

Discipline^


Truancy^

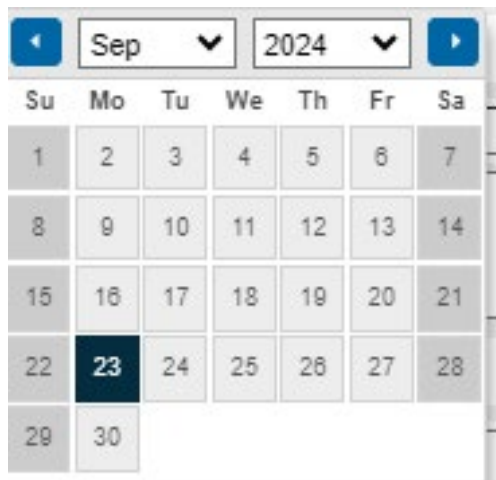
C. Date (Required): This field reflects the date on which the incident occurred. In reference to Truancy, this field reflects the dates on which the student accumulated enough unexcused/unlawful absences to cause him/her to become truant.

09/23/2024 


Refer to the Truancy definitions included in Appendix A to ensure that students are coded properly based on the definitions.

Note: *The system defaults to the current date. You may need to make a change to reflect the actual date of the incident.*

To review the calendar, click on the date symbol to the right of the Incident Date. 



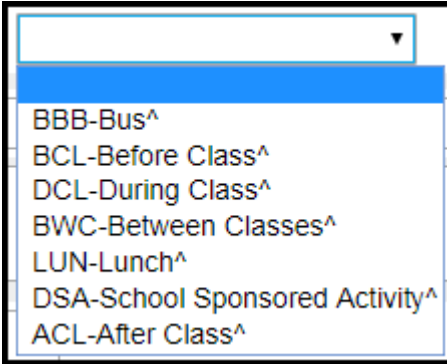
D. Time (Required): This field reflects the actual time at which the incident occurred.

Time:  01:45 PM

E. Time Frame (Required): This field reflects the part of the day during which the incident took place.

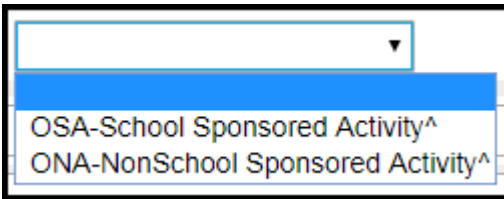
The user should select whether the incident occurred during school hours or outside of school hours.

When *During School Hours* is selected, the following list of options will appear:



***Note:** These options are useful when running trend reports to pinpoint when certain behaviors (for example, bullying) occur most often.*

When Outside School Hours is selected, the following list of options will appear:



F. Title (Required): This field reflects the title of the incident created by the user. The title may be up to 80 characters long. This title appears on the Incident List page and also in the Search Results from this page. NOTE: Avoid using titles that contain any information that could be used to identify any individuals involved in the incident. (No student Names or student ID should be entered as titles)

Note: Your district may choose to standardize the Title field to ensure consistency in searching and reporting.



G. Description (Optional): This field reflects the Description shown in the Behavior Codes in Appendix A. For example, Disrupting Class, Harassment, or Truant



H. Location (Required): This field reflects the area or place where the incident occurred.

<div style="border: 1px solid black; padding: 5px;"> <div style="border-bottom: 1px solid black; height: 20px; margin-bottom: 5px;"></div> <div style="background-color: #0070C0; color: white; padding: 2px 5px;">Bus^</div> <div style="padding: 2px 5px;">Cafeteria^</div> <div style="padding: 2px 5px;">Classroom^</div> <div style="padding: 2px 5px;">Gym^</div> <div style="padding: 2px 5px;">Hall^</div> <div style="padding: 2px 5px;">Media Center^</div> <div style="padding: 2px 5px;">Rest Room^</div> <div style="padding: 2px 5px;">Off School Property^</div> <div style="padding: 2px 5px;">School Function^</div> <div style="padding: 2px 5px;">Yard/Playground^</div> <div style="padding: 2px 5px;">Parking Lot^</div> <div style="padding: 2px 5px;">Administrative Area/Office^</div> </div>	<p>When a location is selected, an optional <i>Location Comment</i> field will appear. This field allows for the input of additional detail regarding the location of the incident. The Location Comment will not be collected by SCDE.</p>
-----------------------------------------------------------------------------------------------------------------------------------------------------------------------------------------------------------------------------------------------------------------------------------------------------------------------------------------------------------------------------------------------------------------------------------------------------------------------------------------------------------------------------------------------------------------------------------------------------------------------------------------------------------------------------------------------------------------------------------------------------------------------------------------------------------------------	---------------------------------------------------------------------------------------------------------------------------------------------------------------------------------------------------------------------------------------------

I. Location Description (Optional): The '*Location Description*' field is provided for the entry of additional detail regarding the setting or site of the incident. For example, an incident occurring "Off School Property" could be further defined as "at the mall."

Location Description	
-----------------------------	--

J. Prepared By : This field reflects the name of person entering the data. This person could be the assistant principal, hearing officer, attendance clerk, etc. School districts should decide what information to enter into this field. (The Prepared By field will provide a count of discipline referrals by the names)

Prepared by	
--------------------	--

K. Financial Impact (Optional): This optional field, which only accepts positive whole numbers, reflects any known costs associated with the incident. For example, the cost to repair a broken window or other damaged property.

Financial Impact (\$)	
------------------------------	--

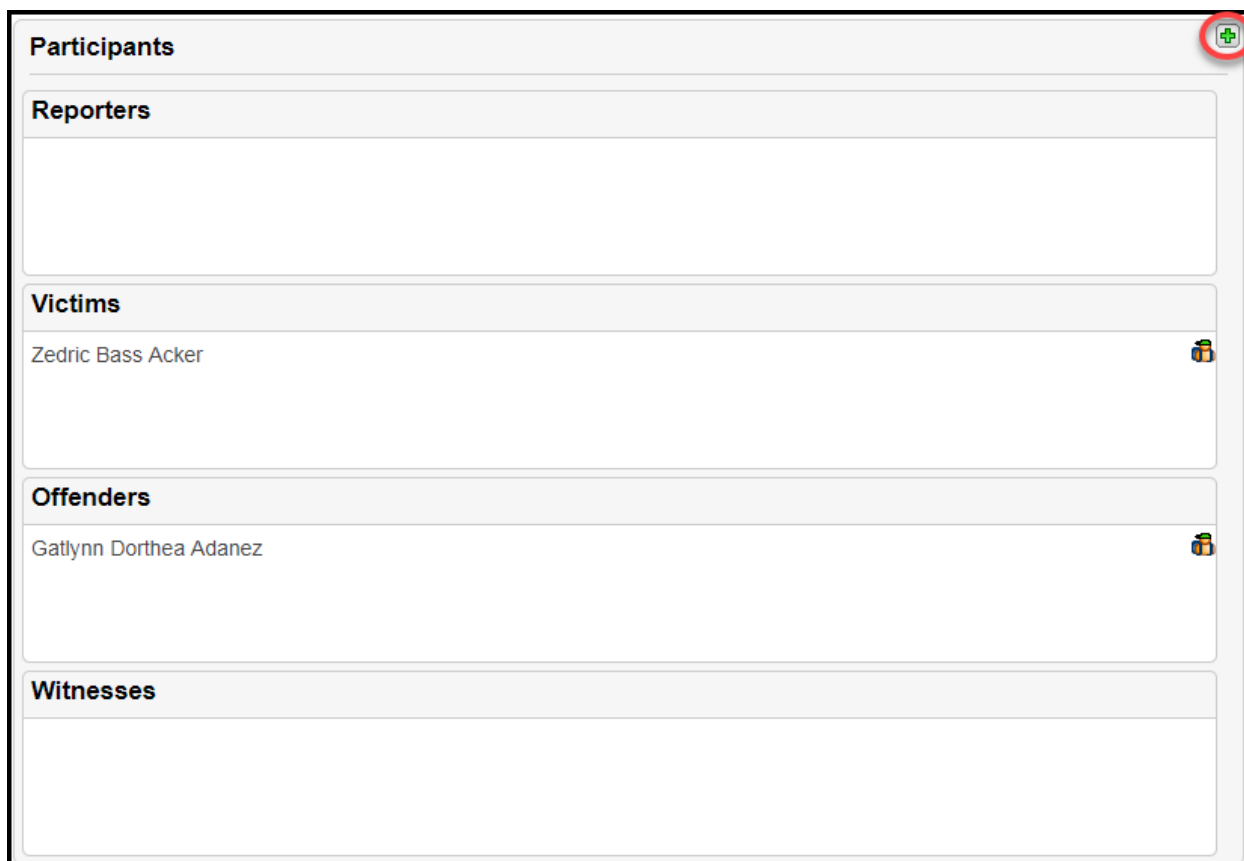
(2) Incident Builder: This section reflects the specifics of the incident— Participants, Participant attributes, Behavior codes, Action codes, and Object codes are entered in this section.

A. Adding Participants

The individuals involved in the incident are added to the incident in this section and assigned to one of the following roles:

- i. **Offenders (Required):** The names of the individuals who have broken laws or district/school rules should be assigned this role. If the offender is not known, such as in the event that a weapon is found on school grounds, then create and assign the role of offender to an “Other Participant.” (See page 17.)
- ii. **Victims (Required):** The names of the individuals who were directly involved and negatively affected by the incident should be assigned this role.
- iii. **Reporters (Optional):** The names of the individuals who report an incident to a school/district authority should be assigned this role. Reporters are not reported to SCDE, but may be identified.
- iv. **Witnesses (Optional):** The names of the individuals who directly observed the incident while it was happening should be assigned this role. Witnesses are not reported to SCDE, but may be identified.

To add a participant to an incident, start by clicking the green cross located at the top right of the Participants section.



The screenshot displays the 'Participants' section of the Incident Builder interface. The section is titled 'Participants' and contains four sub-sections: Reporters, Victims, Offenders, and Witnesses. The Reporters section is empty. The Victims section contains one entry: 'Zedric Bass Acker'. The Offenders section contains one entry: 'Gatlynn Dorthea Adanez'. The Witnesses section is empty. A red arrow points to a green cross icon in the top right corner of the Participants header, indicating where to click to add a new participant.

After you click the green cross, a Search for Student, Staff, or Other Participants window will open.

NOTE: Search results will only be available for Students, Staff, and Other Participants whose names have been entered into the district's PowerSchool database.

You may search by Last Name, Type, Grade Level, Context (school), and Only Active. *Only Active* is the default and reflects the enrollment status of a student or the employment status of a staff member.

Search for Student, Staff, or Other Participants

Search Filter

Last Name:

Type:

Students

Grade Level:

All

☒ Only Active

Context:

Test High School 1

Search

Results

Type	First	Middle	Last	School	Gr	Gen
No records found.						

10

<< first < prev next > last >>

?

Create Other

Close

After you have found the correct participant, highlight his or her name in the Search Results box and click the *Add* button.

Search for Student, Staff, or Other Participants

Search Filter

Last Name:

Type:

Students

Grade Level:

All

☒ Only Active

Context:

Test High School 1

Search

Results

Type	First	Middle	Last	School	Gr	Gen
	Jerimia	Justin	Abbet	Test High School 1	9	F
	Myleisha	Logan	Abisetti	Test High School 1	10	M
	Zedric	Bass	Acker	Test High School 1	9	M
	Goff	Micah	Ackroyd	Test High School 1	11	F
	Gatllynn	Dorthea	Adanez	Test High School 1	12	M
	Semmie	Danielle	Aft	Test High School 1	10	M
	Renisha	Perrin	Ahmed	Test High School 1	10	F
	Dawanna	Genevieve	Aldis	Test High School 1	10	M
	Nellis	Katerina	Aleksandrev	Test High School 1	9	F
	Doniven	Jo	Allerton	Test High School 1	11	M

10

<< first < prev

1 2 3 4 5 6 7 8 9 10

next > last >>

?

Add

Create Other

Close

B. Adding Participants Attributes

After the participant has been added, the *Add Participant Attributes* box will appear.

This screen has two main sections labeled *Attributes* and *Select Role(s)*.

Add Participant Attributes

Selected Person: Gatlynn Dorthea Adanez

Attributes

Student^

Your school^

Attributes Code Comment

Physical Injury^ Minor Physical Injury^

Attributes Code Comment

Select Role(s)

Offender No Comment^

Add Participant Attributes **Close**

Attributes: There are three types of Participant Attributes in Incident Management: 1) Participant, 2) Physical Injury, and 3) Possible Motivation.

- 1) Type of Participant (**Required**) – Student, District/School Employee, Parent/Guardian, Non-District/School Employee, and Law Enforcement Officer. Each Participant should have one of these types assigned to him/her unless the participant is either unknown or does not fall into one of these categories. Note: In addition to the participants identified above, the Attributes dropdown will also list Physical Injury and Possible Motivation.

Add Participant Attributes

Selected Person: Gatlynn Dorthea Adanez

Attributes

- District/School Employee^
- Non District/School Employee^
- Parent/Guardian^
- Law Enforcement Officer^
- Student^
- Physical Injury^
- Possible Motivation^

Add Participant Attributes **Close**

After *Student* is selected in the Attributes list, a dropdown box listing all schools in your district will open. Select the school where the student was enrolled on the date of the incident. (School information is very important for UMIRS reporting of suspensions and expulsions due to violent and drug-related incidents.)

Multiple Participant Attributes may be assigned to a Participant. Click on the green plus sign to the right of Attributes to add another attribute, either Physical Injury or Possible Motivation, to the Participant.

NOTE: If an identified participant is not listed in the PowerSchool database, click on the *Create Other* button, type the necessary information (name, position, age, and gender) into the appropriate areas, and

click on the *Add* button.

Search for Student, Staff, or Other Participants

Search Filter

Last Name:

Type:

Grade Level:

☒ Only Active

Context:

Search

Results

Type	First	Middle	Last	School	Gr	Gen
No records found.						

10 << first < prev next > last >>

? **Create Other** **Close**

Add Other Participant

☐ Mark Person as Unknown

First, Middle, Last:

Position:

Age: Gender:

? **Add** **Cancel**

After you have clicked on the *Add* button, that individual's name will appear in the *Results* area after you choose *Others* in the Search for Student, Staff, or Other Participants box.

Search for Student, Staff, or Other Participants [X]

Search Filter


Last Name:

Type: Others ▼

Context: District Office ▼

Search

Results

Type	First	Middle	Last	School	Gr	Gen
	Desuan	Gregory	Aamon	Test Middle School 2	7	M

If the participant has not been identified, click on the *Mark Person as Unknown* box and leave the rest of the fields blank.


Add Other Participant [X]

Mark Person as Unknown ☐ ←

First, Middle, Last

Position

Age Gender ▼

?  Add Cancel

Below is an example of an incident where a weapon was found on school grounds but the Offender is unknown:

The screenshot shows the 'Incident Builder' interface. On the left, under 'Participants', there are sections for Reporters, Victims, Offenders, and Witnesses. The 'Reporters' section contains 'Yuma Hunt Androll'. The 'Offenders' section contains 'Jerimia Justin Abbet', which is highlighted with a red box. On the right, the 'Incident Elements' section contains a table with two rows: 'Behavior' and 'Object'. The 'Behavior' row has a description '[1] 789 Weapon (Specify Object)*' and the 'Object' row has a description '[1] Weapon* - 781 Handguns*'. Both rows have edit and delete icons.

Type	Description	Edit	Delete
Behavior	[1] 789 Weapon (Specify Object)*		
Object	[1] Weapon* - 781 Handguns*		

- 2) Physical Injury (**Required**) – three levels are defined: Minor, Moderate, and Serious. If no physical injury occurred to a Participant during an incident, do not assign this attribute. However, whenever there is a physical injury involved with an incident, make sure that the correct option is selected. **This is a requirement for Federal reporting.** Definitions of the various levels of physical injury are located in Appendix A.
- 3) Possible Motivation (Optional) –. This information is used in behavior data collection systems such as SWIS and AIMSWEB. Appendix D contains definitions of possible motivations and descriptions of these attributes.

C. Adding Incident Elements

Three components of incidents may be added and edited in the Incident Elements section: 1) Behavior Codes, 2) Action Codes, and 3) Object Codes.

Click on the green plus sign to see a dropdown containing these three elements. The last item in the dropdown is Add Attribute which is not being used at this time. The item at the top of the list beside the red star that appears to be grayed out ★ is Add Action.

All elements including behavior and objects must be associated to the participants (student(s)) in the incident.

Action Codes should be associated (Drag and Drop) to the applicable Behavior Code.

The first item to add to the incident is the Behavior code.

1) Behavior Codes (Required) identify the offense or incident that occurred.

Some behavior codes have been further categorized and have been assigned subcodes. If a Behavior code has subcodes attached to it, a second dropdown box will appear beneath the Behavior code dropdown. A subcode must be selected before the behavior codes information can be saved.

The Primary Behavior code for an incident should be marked by placing a check in the checkbox beside Primary Behavior.

After a Behavior has been assigned to an incident, drag the behavior to the appropriate offender to report that behavior for that individual. The behavior appears under the name of the offender and also remains listed under Incident Elements.

Appendix A contains the Behavior Codes installed by the South Carolina Incident Management Installer. Appendix A also includes the State or Federal definitions of the identified behaviors.

2) Action Codes (Required) identify the actions that occurred or were assigned to a participant as a result of the incident. For State and Federal reporting, each Action added should contain an Action Code, Action Date Range, Duration Code, and be associated with the applicable behavior. Providing the Action Date Range and Duration Code will assist users that compile the Table 5 Report for the Office of Exceptional Children.

The remaining fields in the Add Action box are optional and may be used at district discretion.

The screenshot shows the 'Add Action' form with the following fields and sections:

- Action Code:** A dropdown menu, highlighted with a red arrow.
- Action Date Range:** A section containing 'Begin Date' and 'End Date' fields, both with MM/DD/YYYY format and calendar icons, highlighted with a red arrow.
- Action Taken Detail:** A text input field.
- Actual Resolution Date:** A text input field with MM/DD/YYYY format and a calendar icon.
- Duration Code:** A dropdown menu, highlighted with a red arrow.
- Assigned Duration:** A text input field.
- Actual Duration:** A text input field.
- Duration Notes:** A text input field.
- Action Change Reason:** A text input field.
- Action Change Code:** A text input field with the placeholder text 'No codes have been configured.'
- Action Attributes:** A section containing a 'Zero_Tolerance_Policy^' dropdown menu.
- Buttons:** A '?' button, a 'Cancel' button, and an 'Add Action' button with a star icon.

Some Action Codes have been further categorized and have been assigned subcodes. If an Action Code has subcodes attached to it, a second dropdown box will appear beneath the Action code dropdown. **A subcode must be selected before the Action Codes information can be saved.**

NOTE: After you have created an action, you must click and drag the action to the appropriate behavior to associate the two. After the action is associated with the behavior, it no longer appears under the Incident Elements heading.

2a. Action Date Range (Required): The period of time, from the first day to the last, of the imposed consequence. For example, if a student is given a three-day suspension on August 20, 2024. The Action Date Range would be 8/21/24 through 8/23/24 .

2b. Duration Code (Required): The number of days suspended or hours of detention a student receives as a result of committing an offense is recorded in the Duration code. **Note: The assigned duration and actual duration should be the same. All three fields should be in agreement. The Duration Code may display a category or rounded amount of days or hours while the Assigned Duration and Actual Duration show an exact amount of hours or days including the use of decimals. If the Actual Duration changes make sure the information is updated.**

Add Action

Action Code:

Action Date Range: Begin Date End Date

Action Taken Detail:

Actual Resolution Date:

Duration Code:

Assigned Duration:

Duration Notes:

Action Change Reason:

Action Change Code:

Action Attributes:

Zero_Tolerance_Policy^

4 Days^

4.5 Days^

5 Days^

5.5 Days^

6 Days^

6.5 Days^

7 Days^

7.5 Days^

8 Days^

8.5 Days^

9 Days^

9.5 Days^

10 Days^

More than 10 Days^

Remainder of Semester (Modified Expulsion)^

Remainder of School Year (Modified Expulsion)^

Full Expulsion - 365 days^

^Truancy - Remainder of School Year^

Concurrent Suspension^

30 Minutes^

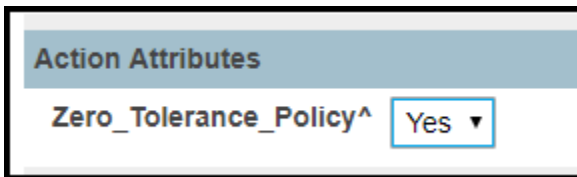
Cancel Add Action

If *Hours (Less than a day)* is selected, an additional dropdown will appear that allows the user to enter the actual number of hours the student was in detention.

NOTES: All forms of removals (Unilateral Removals, Removals by Hearing Officer, In-School Suspensions, Detentions, Out of School Suspensions, and Expulsions) from the regular education setting involving students in special education must reflect the duration and be associated to the behavior for Table 5. Duration Codes will be converted to reporting values in an additional column on the query for Table 5 calculations.

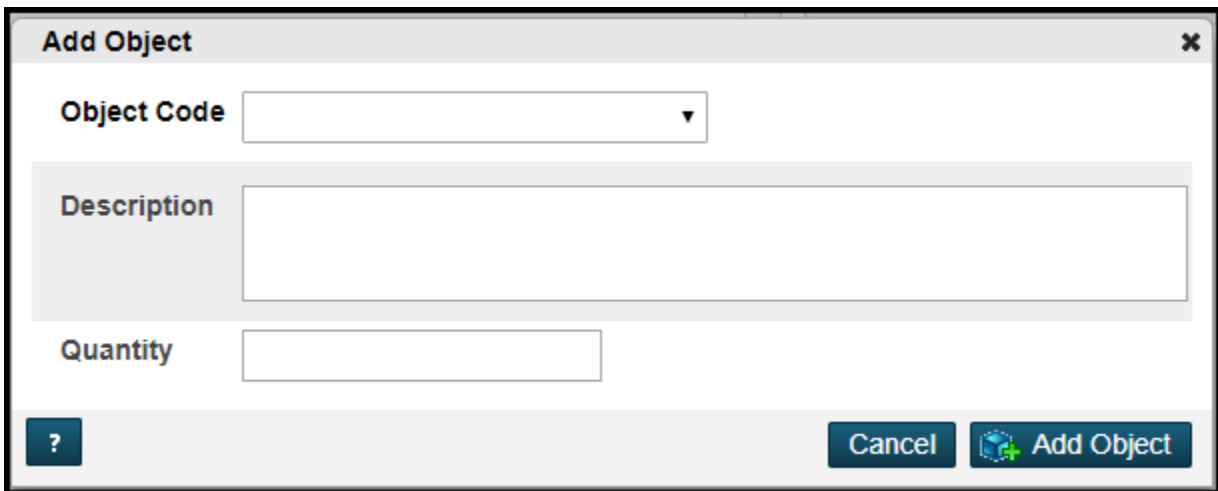
Modified Expulsion refers to any expulsion period that is less than a full calendar year, 365 days.

If the expulsion occurs because of a school district Zero Tolerance Policy. Select “Yes” under the Action Attributes.



The screenshot shows a form titled "Action Attributes". Below the title, there is a label "Zero_Tolerance_Policy^" followed by a dropdown menu that has "Yes" selected and a downward arrow.

3) Object Codes (Required) identifies the weapon or other object that was found or used in the incident. If a weapon is assigned to an Incident, **the Behavior Code, 789 – Weapon to the Incident**, must be assigned.

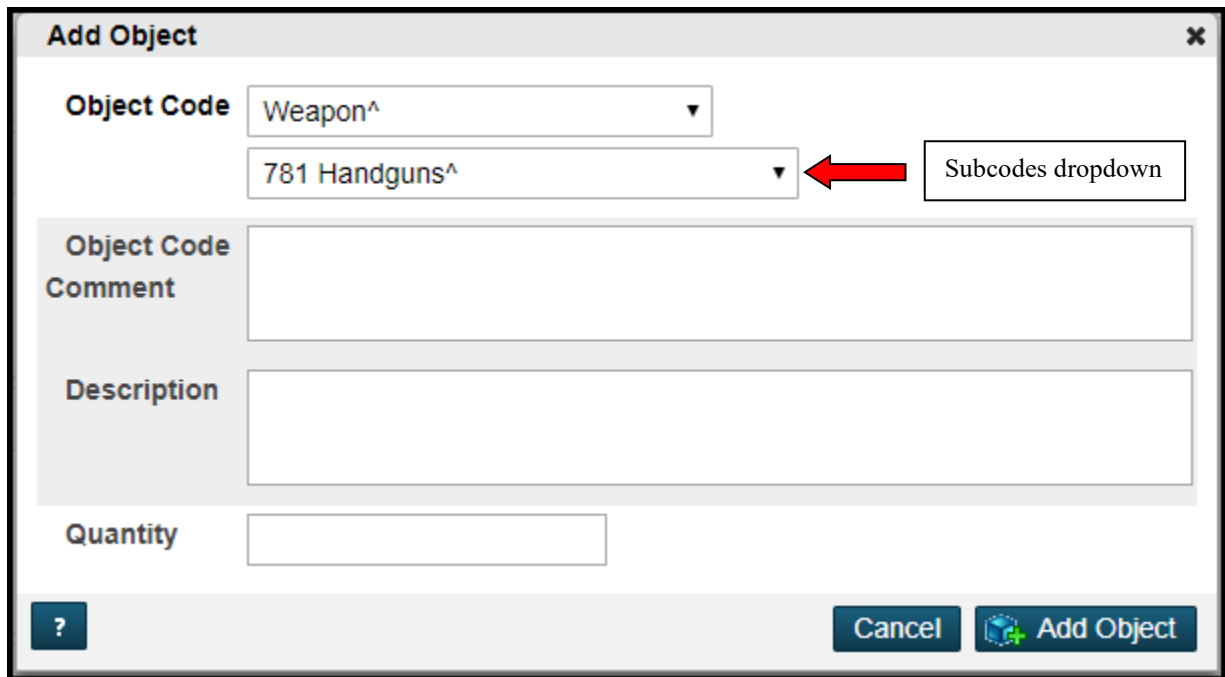


The screenshot shows a dialog box titled "Add Object" with a close button (X) in the top right corner. Inside the dialog, there are three input fields: "Object Code" (a dropdown menu), "Description" (a text area), and "Quantity" (a text box). At the bottom left is a help button with a question mark. At the bottom right are two buttons: "Cancel" and "Add Object" (which has a plus icon).

Object codes, particularly those involving knives, are classified according to the length of the knife blade. The length of the knife blade determines if the weapon is included in State reporting only, both State and Federal reporting, neither State nor Federal reporting.

- If a knife blade is greater than 2 inches, but less than 2.5 inches, code that object as Knife > 2 inches. This weapon will then be included in State UMIRS reporting but will not be included in Federal Reporting.
- If the knife blade is coded as > 2.5 inches, then the weapon will be reported in both State UMIRS and Federal reports.

If a Weapon is classified as a Firearm, then the user must identify the type of firearm in the subcode dropdown. **Note: Subcode must be populated.**



Add Object

Object Code Weapon^

781 Handguns^ Subcodes dropdown

Object Code Comment

Description

Quantity

? Cancel Add Object

Any other Object may be entered as a Miscellaneous Object. If this option is selected in the Object code dropdown, then the user must enter a description of the object in order to save the Object.

IV. Assigning Incident Elements to Participants

To assign incident elements after you have completed the Participants and Incident Elements sections, go to the Incident Builder to assign Behavior codes to the Participant and Action codes and Object codes to the Behavior codes.



Incident Builder

Participants

Reporters

Victims
Do Alexandra Aslen

Offenders
Jontavion Michelle Brane

Witnesses

Incident Elements

Type	Description		
Behavior	[1] 510 Assault, Aggravated^		
Object	[1] Weapon^ - 785 Knife Blade > 2.5 inches (Federal)^		
Action	Arrested^		
Action	Expulsion^ - No Services Provided^		

To assign a Behavior code to a Participant, highlight the Behavior in the Incident Elements box and drag it to the appropriate individual in the Participants box.

To assign an Action and Object codes to Behavior codes, highlight the appropriate Action and Object codes in the Incident Elements box and drag them to the correct Behavior code associated with the Participant. Remember that some Incident Elements may also remain in the Incident Elements box after they have been associated with a Participant or Behavior. Below is a screen shot of the Participant with the Incident Elements of a Behavior and Action correctly associated. Note the hierarchy of the association.

Offenders














Travyon Nevaeh Aus

- [1] 009 Fighting^
 - Suspension^ - Out of School (Services Provided)^

Braeli Nichole Bushel

- [1] Weapon^ - 785 Knife Blade > 2.5 inches (Federal)^
- [3] 789 Weapon (Specify Object)^
- [2] 009 Fighting^
 - Expulsion^ - No Services Provided^
 - Suspension^ - Pending Expulsion^

If the same Behavior, Action, or Object is associated with more than one participant AND any part of the Action or Object (such as the comments or Duration of Action) varies among the participants, then the same Action or Object must be added to the Incident and associated with each of the individual students. Note: If an Action has been added more than once, a number will be assigned to each action in brackets.

Incident Elements 			
Type		Description	
Action	★	Suspension^ - Pending Expulsion^	 
Behavior	👊	[1] 510 Assault, Aggravated^	 
Behavior	👊	[2] 510 Assault, Aggravated^	 
Behavior	👊	[3] 789 Weapon (Specify Object)^	 
Object	📦	[1] Weapon^ - 784 Knife Blade > 2 inches (State)^	 
Object	📦	[2] Weapon^ - 785 Knife Blade > 2.5 inches (Federal)^	 

V. Searching, Editing, and Deleting Incidents

To Search, use the filter options displayed at the top of Incident List to narrow the list of Incidents to a specific Date Range, Incident Title, Incident ID, or Incident Type.

▼ Search Filter


Filter by:
☐ Date Range
☐ Incident Title
☐ Incident ID
☐ Incident Type

Search

To use the search filter options, click the checkbox to the left of the option you want to use. A pop-up box will appear that allows you to enter specific details for the filter selected.

Starting Date


MM/DD/YYYY



X

Ending Date

MM/DD/YYYY



The Date Range option allows you to enter a start date and an end date for when the incident occurred.

Title Text

X

The Incident Title option allows you to search for the name of a specific title. You do not have to enter the entire incident title to perform the search.

Incident ID

0

X

The Incident ID option allows you to enter the Incident ID number that has been assigned to the incident.

Incident Type

Discipline^ ▼

X

The Incident Type option allows you to choose one of the Incident Types. You will only be able to view the Incident Type(s) for which you have been given access.

Once you have entered all of the desired parameters, click the Search button.

▼ Search Filter

Filter by: ☐ Date Range ☐ Incident Title ☐ Incident ID ☐ Incident Type

Search

When your search results have been returned, click on the Incident ID or Incident Title to view the details of the incident.

To Edit an incident, click on the Incident ID or Incident Title for the incident that you need to update or delete.

Incident List

▼ Search Filter

Filter by: ☐ Date Range ☐ Incident Title ☐ Incident ID ☐ Incident Type

Search

Incidents - Total Found: 20

Create New Incident

ID	Title	Incident Date	School
6269		10/24/2011 12:39 PM	Test Middle School 1
8202		09/06/2012 03:53 PM	Test Middle School 1
10743		12/11/2012 11:07 AM	Test Middle School 3
13363		03/13/2013 09:20 AM	Test Middle School 3
13620		03/19/2013 07:23 AM	Test Middle School 3
14548		04/19/2013 08:59 AM	Test Middle School 3
14700		05/02/2013 01:41 PM	Test Middle School 3
17643		10/28/2013 08:24 AM	Test Middle School 1
17891		11/06/2013 10:01 AM	Test Middle School 1

After you have made the necessary changes to the incident, be sure to add a description of the changes in the *Change Reason* box. Then click on the Submit Incident button at the bottom of the page to save the changes.

Participants

Reporters

Yuma Hunt Androll

Victims

Offenders

Jerimia Justin Abbet
[-] Expulsion^ - No Services Provided^
[-] Referred to Alternative Program^
[-] Call to Law Enforcement^
[-] [2] Weapon^ - 762 Rifles and/or Shotguns^
Renisha Perrin Ahmed
[-] [2] 020 Major Disruption^
[-] [3] 152 Habitual Truant^

Witnesses

Incident Elements

Type	Description		
Action	Arrested^		
Behavior	[1] 011 Forgery^		
Behavior	[2] 020 Major Disruption^		
Behavior	[3] 152 Habitual Truant^		
Object	[1] Misc Object (detail in comment)^		
Object	[2] Weapon^ - 762 Rifles and/or Shotguns^		

CancelDeleteSubmit Incident

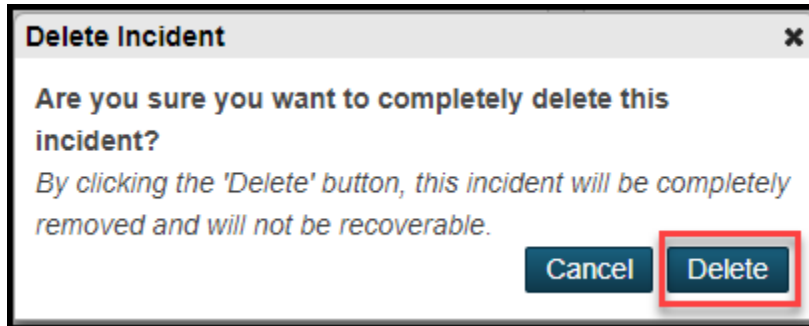
Change Reason

Use this field to record rationale for the changes being made.

Approximately 2048 characters left

To Delete an incident, click on the Delete button at the bottom of the page.

You will receive a confirmation box asking you if you are sure you want to delete the incident. Click Delete if you are sure that you want to delete the incident, otherwise, click Cancel.



VI. Viewing Incidents for a Specific Student

To view incidents for a specific student, select the student on the Start Page and then Select the *Incidents* under Administration on the left-hand side of the page. The Incident List page displays all incidents for this student. Individual student incidents are managed in the same way that incidents at the school or district level are managed.

Incident List

Acker, Zedric Bass 9 M 18511 TMS1

Search Filter

Filter by: ☐ Date Range ☐ Incident Title ☐ Incident ID ☐ Incident Type

Search

Incidents - Total Found: 3

Create New Incident

ID	Title	Incident Date	School
1822		10/17/2011 08:47 AM	Test Elementary School 6
21308		11/20/2013 11:27 AM	Test Elementary School 6
24038		10/08/2014 03:37 PM	Test Middle School 1

<< First < Previous 1 Next > Last >> 25

VII. Reviewing Incident History

When a user changes or updates an incident, an audit trail is created. To view changes, click the *View Change Reasons* button.

▼ Change Reason

Use this field to record rationale for the changes being made.

Approximately 2048 characters left

View Change Reasons

After you click the *View Change Reasons* button, you will see a list of all of the dates and times changes that have been made that particular incident.

Change Reasons

▶ 09/17/2024 12:28:53 PM

▶ 09/17/2024 12:29:49 PM

▶ 09/17/2024 12:33:24 PM

Collapse all items

Expand all items

If you click on the *Expand all items* button, the name of the user that made the change and the change reason will display for all dates listed in the box. Clicking on a specific date and time will bring up the details of the change for that one date/time. The Collapse all items button hides the details of each change.

APPENDIX A – INCIDENT CODES AND SUBCODES**Action Codes with State or Federal Definitions**

Value	Description	Sub codes with Description
ALT	Referred to Alternative Program	A student may be referred to the alternative school program for behavioral issues or in lieu of expulsion.
ATP	Alternative Placement	<p>is a situation in which, following a student's violation of a code of student conduct, the IEP Team decides to change the student's placement, and such placement is intended to be permanent, i.e., extend beyond the period of any disciplinary action. Permanent changes in placement are not reported as a disciplinary removal for the Table 5 data collection.</p> <p>HMP-Homebased Placement</p> <p>ODP-Out of District Placement</p>
ARR	Arrested	A school-related arrest is an arrest of a student for any activity conducted on school grounds, during off-campus school activities (including while taking school transportation), or due to a referral by any school official (Office of Civil Rights Definition)
BTA	Behavior Threat Assessment	Team use only
BIV	Behavior Intervention	

BSS	Bus Suspension - If transportation is on the student's IEP and he/she is suspended from the bus this is considered an Out-of-School Suspension if alternate transportation is not provided and the student does not attend school on the date(s) of the bus suspension.	<p>ATD - Alternate Transportation (District) - Indicates the district has provided alternate means of transportation while the student is suspended from the bus.</p> <p>ATP - Alternate Transportation (Parent/Guardian) – Indicates the parent or guardian has agreed or the district has contracted with the parent/guardian to transport the student during the bus suspension.</p> <p>NAT - The student is suspended from the bus and does not have an IEP that requires transportation provided during a Bus Suspension.</p>
COA	Court Ordered Attendance	
CON	Confiscated	
CNF	Conference	<p>CFS – Student</p> <p>CFP – Parent</p> <p>CFB – Student and Parent</p> <p>CFM - Multidisciplinary</p>
COM	Community Service/Work Detail	
CTP	Call to Parents	
CTL	Call to Law Enforcement	Any referral to law enforcement is an action by which a student is reported to any law enforcement agency or official, including a school police unit, for an incident that occurs on school grounds, during school-related events, or while taking school transportation, regardless of whether official action is taken. (Office of Civil Rights Definition)
DET	Detention	<p>DSW –After School</p> <p>DST – Saturday</p> <p>DLC – Lunch</p> <p>DRE – Recess</p> <p>DOT - Other</p>

EXP	Expulsion - Expulsion - An action taken by the local educational agency removing a child from his/her regular school for disciplinary purposes for the remainder of the school year or longer in accordance with local educational agency policy. Include removals resulting from violations of the Gun Free Schools Act that are modified to less than 365 days.	<p>EXN – Expelled, No Services Provided</p> <p>EXS - Expelled with Services – This indicates that educational services were provided to a student during removal from the educational setting. For students receiving special education services, if total removals including in-school suspension, out-of-school suspensions, and expulsions of any one removal type or combination of removal types exceed 10 days, educational services including special education and related services must be provided.</p>
EXO	Expulsion Overturned	
HRG	Hearing	<p>HAD – Administrative</p> <p>HEX – Expulsion</p> <p>HMD – Manifestation Determination</p>
HMV	Home Visit	

IAES	IDEA IAES (Interim Alternative Educational Setting) – An appropriate setting determined by the child’s IEP team in which the child is placed for no more than 45 school days. This setting enables the child to continue to receive educational services and participate in the general education curriculum (although in another setting) and to progress toward meeting the goals set out in the IEP. As appropriate, the setting includes a functional behavioral assessment and behavioral intervention services and modifications to address the behavior violation so that it does not recur.	<p>HRO – Removal by a Hearing Officer - Those instances in which an impartial due process hearing officer orders the removal of children with disabilities from their current educational placement to an appropriate alternative educational setting for not more than 45 school days based on the hearing officer’s determination that maintaining the child’s current placement is substantially likely to result in injury to the child or others. The IEP team is responsible for determining the interim alternative educational setting.</p> <p>UNR – Unilateral Removal - Instances in which school personnel (not the IEP team) order the removal of children with disabilities from their current educational placement to an appropriate interim alternative educational setting for not more than 45 school days. The IEP team is responsible for determining the interim alternative educational setting. Unilateral removals do NOT include decisions by the IEP team to change a student’s placement.</p>
JUV	Juvenile Court	
LTP	Letter to Parent	
PRB	Probation	
PMT	Payment for Damages	
RPC	Restorative Practice Conference	Restorative conference can be used in lieu of traditional disciplinary action.
REF	Referral	<p>RFC – School Counselor</p> <p>RFE – Adult Education</p> <p>RFD – DSS</p> <p>RFM – Mental Health</p> <p>RFA – Admin</p> <p>RFP – County Alcohol Program</p>

RST	Restraint	RSM-Mechanical RSP-Physical RSS-Seclusion
REM	Do Not USE: Removed from Class at Teacher's Request	Do not use
REX	Recommended for Expulsion	Instance in which districts are tracking students recommend for expulsion regardless of the final outcome. (Optional)

SUS	<p>Suspension-- Temporary removal from the child's regular classroom(s) or school for disciplinary purposes not in excess of ten days for any one offense and for not more than thirty days in any one school year. A pupil may not be suspended from school during the last ten days of a year if the suspension will make the pupil ineligible to receive credit for the school year without the approval of the school board unless the presence of the pupil constitutes an actual threat to a class or a school or a hearing is granted within twenty-four hours of the suspension.</p>	<p>ISN – In-School (No Services Provided) - Instances in which a child is temporarily removed from his/her regular classroom(s) for disciplinary purposes but remains under the direct supervision of school personnel. Direct supervision means school personnel are physically in the same location as students under their supervision. Services are not provided that enable the child to progress in the general curriculum and for students in special education progress toward meeting IEP goals. Services are not required if total removals, including in-school suspension, out-of-school suspensions, and expulsions, of one removal type and combination of removal types total 10 days or less.</p> <p>ISS - In-School (Services Provided) – Instances in which a child is temporarily removed from his/her regular classroom(s) for disciplinary purposes but remains under the direct supervision of school personnel. Direct supervision means school personnel are physically in the same location as students under their supervision. Services are provided that enable the child to progress in the general curriculum and if a student in special education in accordance to the student's IEP. If total removals, including in-school suspension, out-of-school suspensions, and expulsions, of any one removal type or combination of removal types exceed 10 days, services must be provided for students in special education.</p> <p>OSS – Out of School (No Services Provided) – Instances in which a child is temporarily removed from his/her regular school for disciplinary purposes to another setting (e.g., home, behavior center). Services are not provided that enable the child to progress in the general curriculum and for students in special education progress toward meeting IEP goals. Services are not required if total removals, including in-school suspension, out-of-school suspensions, and expulsions, of one removal type and combination of removal types total 10 days or less.</p>
-----	----------------------------------------------------------------------------------------------------------------------------------------------------------------------------------------------------------------------------------------------------------------------------------------------------------------------------------------------------------------------------------------------------------------------------------------------------------------------------------------------------------------------------------------------------------------------------------------------	-----------------------------------------------------------------------------------------------------------------------------------------------------------------------------------------------------------------------------------------------------------------------------------------------------------------------------------------------------------------------------------------------------------------------------------------------------------------------------------------------------------------------------------------------------------------------------------------------------------------------------------------------------------------------------------------------------------------------------------------------------------------------------------------------------------------------------------------------------------------------------------------------------------------------------------------------------------------------------------------------------------------------------------------------------------------------------------------------------------------------------------------------------------------------------------------------------------------------------------------------------------------------------------------------------------------------------------------------------------------------------------------------------------------------------------------------------------------------------------------------------------------------------------------------------------------------------------------------------------------------------------------------------------------------------------------------------------------------------------------------------------------------------------------------------------------------------------------------------------------------------------------------------------------------------------------------------------------------------------------------------------------------------------------------

		<p>OSP – Out of School (Services Provided) – Instances in which a child is temporarily removed from his/her regular school for disciplinary purposes to another setting (e.g., home, behavior center). Services are provided that enable the child to progress in the general curriculum and if a student in special education in accordance to the student's IEP. If total removals, including in-school suspension, out-of-school suspensions, and expulsions, of any one removal type or combination of removal types exceed 10 days, services must be provided for students in special education.</p> <p>SUX – Pending Expulsion – The student in suspended until a district hearing may be held to determine if student will be expelled. (This status must be updated upon completion of the hearing to reflect any resultant time of removal as an expulsion or suspension)</p> <p>SPC – Pending Parent Conference (This status must be updated upon conference completion to reflect any resultant time of removal as a suspension)</p> <p>CCS – Concurrent Suspension – This status indicates that the suspension was addressed under another incident. The incident # should be included in the Action Taken Detail.</p>
TRN	Transfer	
TRC	Truancy Contract	An additional intervention once an attendance intervention plan is already in place.
TDV	Truancy Diversion Program	
TRU1	Intervention Plan	<p>be in accordance with any applicable statute. The district plan for improving students' attendance must be in accordance with any applicable statute.</p> <p>Subcode:</p> <p>ORG-Original- Use when creating the original intervention plan</p> <p>AND-Addendum- Use when updating the original intervention</p> <p>COV-Court Ordered Violation- Use when a student violates the court order in place from prior year or current year</p>

TRU2	Family Court Referral	Family Court Referral- takes place if a child is referred to family court for violating the compulsory attendance law.
TRU3	Violation of Court Order	If a student fails to comply with the court order attendance order.
WPA	Withdrawal Prior to Action	If a student leaves prior to expulsion or out of school suspension. Expulsion Out of School Suspension
WPI	Withdrawal Prior to Intervention	If a student leaves prior to development of the Intervention Plan.
WRN	Warning	
WIT	Withdrawal of Privileges	WPD – Driving WPP – Parking WPA – Activities WPC - Computer

Duration Codes

Value	Description	Has Sub codes	Sub codes with Description
HRS	Hours (less than a day)	Yes	
			1HR – 1 Hour
			2HR – 2 Hours
			3HR – 3 Hours
			4HR – 4 Hours
			5HR – 5 Hours
			6HR – 6 Hours
			7HR – 7 Hours
			8HR – 8 Hours
			9HR – 9 Hours
1DY	1 day		
15D	1.5 days		
20D	2 days		
25D	2.5 days		
30D	3 days		
35D	3.5 days		
40D	4 days		
45D	4.5 days		
50D	5 days		
55D	5.5 days		
60D	6 days		
65D	6.5 days		
70D	7 days		
75D	7.5 days		
80D	8 days		
85D	8.5 days		
90D	9 days		
95D	9.5 days		
10D	10 days		
10M	More than 10 days		
CSS	Concurrent Suspension		Used with the CSS action code, refer to page 37.
RMS	Remainder of semester -(Modified Expulsion)		
RMY	Remainder of school year - (Modified Expulsion)		
FEX	Full Expulsion - 365 days		
TRY	Truancy – Remainder of School Year		
30 MIN	30 Minutes		

Time Frame Codes

Value	Description	Has Sub codes	Subs code with Description
DSH	During School Hours	Yes	BBB - Bus BCL - Before Class DCL - During Class BWC - Between Classes LUN - Lunch DSA - School Sponsored Activity ACL - After Class
OUT	Outside School Hours	Yes	OSA - School Sponsored Activity ONA - Non-School Spnsd Activity

Behavior Codes with State or Federal Definitions

The majority of Behavior codes listed in this table have been carried over from Discipline setup for SASI and others have been added at districts' requests. The definition and use of many of these codes may be defined in accordance with district policy. However, some of codes and definitions are defined in accordance with State and Federal law and regulations and should be followed by districts when assigning these codes to Incidents. These definitions are given in the table below that lists all Behavior codes set up by the South Carolina State Incident Management installer.

Behavior Codes

Value	Description	Sub codes with Description
001	Aiding Others	PRF-Provoking a Fight Other-Other
003	Bite/Pinch/Spit	
002	Other Minor	
004	Contraband	
005	Detention Violation	
006	Dishonesty	
007	Disrupting Class	
008	Drug Violation	Do not use (580 should be used)
009	Fighting	
010	Fireworks	
011	Forgery	
012	Harassment	HSR – Due to Race of Victim HSD – Due to Disability of Victim HSG – Due to Gender of Victim HSE – Due to Religion of Victim HNO – Due to National Origin of Victim HSO – Due to Sexual Orientation of Victim HSU – Other/Unknown
013	Sexual Harassment	
014	Hit/Kick/Push	
015	Inappropriate Affection	
016	Inappropriate Language	
017	Inappropriate Behavior	
018	Inappropriate Materials	
019	Indecent Exposure	
020	Major Disruption	
021	No Form Return	
022	Inappropriate Physical Contact	
023	Property Misuse	
024	Running	
025	Sex Violation	
027	Threat	STF-Staff SCH-School STN-Student
028	Throwing Objects	
029	Urination	
030	Violation of Class rules	
031	District Medication Violation	
150	Cutting School	

151	Truant	Any student, ages 6 to 17 years old, who has three consecutive days of unlawful absences or a total of five unlawful absences during the current school year.
152	Habitual Truant	A student, ages 12 to 17 years old, <u>who fails to comply with the intervention plan developed by the school, the child, and the parent(s) or guardian(s) and who accumulates two or more additional unlawful absences.</u>
153	Chronic Truant	A student ages 12 to 17 years old, who has been through the school intervention process, has reached the level of a “habitual” truant, has been referred <u>to Family Court and placed on an order to attend school, and continues to accumulate unlawful absences.</u>
154	Truant Previous School/District	This code should be used if a student was identified as truant at previous school or district.
160	Cutting Class	
170	Cutting Activity	
180	Tardy	This code should be used if a school needs to record a disciplinary action for a student who has an excessive number of Tardies.
190	Cheating	
200	Off Limits	
210	Profanity	
220	Computer Violation	
230	Tobacco	The use of smoking cigarettes, cigars, etc. and using smokeless products ESD-Electronic Smoking Devices TOB-Tobacco Products VAP-Vaping Products
240	Loitering	
250	Gang Activity	
260	Bomb Threat	
270	Refusal to Obey/Defiant	
271	Failure to Comply with Disc Action	FCS – Comm Serv/Work Detail FTR – Other FDE –Detention FIS-In-School Suspension
275	Failure to Complete school work	
280	Dress Code	
290	Obscene Gesture	

295	Sexting	Creating, possessing, or sharing nude, partially nude, or other sexually explicit or suggestive images, videos, or visual representations using non-digital means (e.g., printed materials) or electronic communication, including but not limited to texting, emailing, or posting on social media platforms. These acts are prohibited whether or not the subjects of the images, videos, or visual representations consent to their being created, possessed, or shared.
300	Parking Violation	
305	Driving Violation	
310	Leaving School	
320	Leaving Class	
330	Phone Violation	
340	Bus Violation	
350	Fire Alarm	
360	ID Violation	
370	Littering	
380	Probation Violation	
390	Unauthorized Device	
400	Excessive Noise	
405	Horseplay	
407	Confrontation/Altercation	
410	Hall Pass Violation	
420	Disrespect	
430	Contract Violation	
500	Arson	
510	Assault, Aggravated	UMIRS Offense – see Appendix B
520	Assault, Simple	An unlawful act of violent injury to another, unaccompanied by any circumstances of aggravation
530	Bribery	<p>(§8-13-705) (A) A person may not, directly or indirectly, give, offer, or promise anything of value to a public official, public member, or public employee with the intent to:</p> <p>(3) Induce a public official, public member, or public employee to perform or fail to perform an act in violation of the public official's, public member's, or public employee's official responsibilities.</p>

540	Burglary	<p>(§16-11-311) (A) A person is guilty of burglary in the first degree if the person enters a dwelling without consent and with intent to commit a crime in the dwelling, and either:</p> <p>(1) when, in effecting entry or while in the dwelling or in immediate flight, he or another participant in the crime:</p> <p>(a) is armed with a deadly weapon or explosive; or</p> <p>(b) causes physical injury to a person who is not a participant in the crime; or</p> <p>(c) uses or threatens the use of a dangerous instrument; or</p> <p>(d) displays what is or appears to be a knife, pistol, revolver, rifle, shotgun, machine gun, or other firearm;</p>
550	Counterfeit/Forgery	<p>(§16-16-10) (A) It is unlawful for a person to:</p> <p>(1) falsely make, forge, or counterfeit; cause or procure to be falsely made, forged, or counterfeited; or willfully act or assist in the false making, forging, or counterfeiting of any writing or instrument of writing;</p>

560	Disturbing School	<p>(§16-17-420) (A) It is unlawful for a person <u>who is not a student</u> to willfully interfere with, disrupt, or disturb the normal operations of a school or college in this State by:</p> <p>(1) entering upon school or college grounds or property without the permission of the principal or president in charge;</p> <p>(2) loitering upon or about school or college grounds or property, after notice is given to vacate the grounds or property and after having reasonable opportunity to vacate;</p> <p>(3) initiating a physical assault on, or fighting with, another person on school or college grounds or property;</p> <p>(4) being loud or boisterous on school or college grounds or property after instruction by school or college personnel to refrain from the conduct;</p> <p>(5) threatening physical harm to a student or a school or college employee while on school or college grounds or property; or</p> <p>(6) Threatening the use of deadly force on school or college property or involving school or college grounds or property when the person has the present ability, or is reasonably believed to have the present ability, to carry out the threat.</p> <p>(B) For the purpose of this section, “person who is not a student” means a person who is not enrolled in, or who is suspended or expelled from, the school or college that the person interferes with, disrupts, or disturbs at the time the interference, disruption, or disturbance occurs</p>
-----	-------------------	----------------------------------------------------------------------------------------------------------------------------------------------------------------------------------------------------------------------------------------------------------------------------------------------------------------------------------------------------------------------------------------------------------------------------------------------------------------------------------------------------------------------------------------------------------------------------------------------------------------------------------------------------------------------------------------------------------------------------------------------------------------------------------------------------------------------------------------------------------------------------------------------------------------------------------------------------------------------------------------------------------------------------------------------------------------------------------------------------------------------------------------------------------------------------------------------------------------------------------------------------------------------------------------------------------------------------------------------------------------------------------------------------------------------------------------------------------------------------------------------------------

570	Drug Distribution	UMIRS Offense – see Appendix B
575	Drug Usage	UMIRS Offense – see Appendix B
580	Drug Possession	The use or possession of drugs as identified in 21 U.S.C. § 812(c). These offenses do NOT include use or possession of alcohol or tobacco.
585	Drug Paraphernalia	Paraphernalia” as “any instrument, device, article, or contrivance used, designed for use, or <u>intended for use in ingesting, smoking, administering, manufacturing, or preparing a controlled substance and does not include cigarette papers and tobacco pipes</u> but includes, but is not limited to: (a) metal, wooden, acrylic, glass, stone, plastic, or ceramic marijuana or hashish pipes with or without screens, permanent screens, hashish heads, or punctured metal bowls; (b) water pipes designed for use or intended to use with marijuana, hashish, hashish oil, or cocaine; (c) carburetion tubes and devices; (d) smoking and carburetion masks; (e) roach clips; (f) separation gins designed for use or intended for use in cleaning marijuana; (g) cocaine spoons and vials; (h) chamber pipes; (i) carburetor pipes; (j) electric pipes; (k) air-driven pipes; (l) chilams; (m) bongs; (n) ice pipes or chillers.
590	Embezzlement	(§16-13-210) (A) It is unlawful for an officer or other person charged with the safekeeping, transfer, and disbursement of public funds to embezzle these funds.

600	Extortion	<p>(§16-17-640) Any person who verbally or by printing or writing or by electronic communications:</p> <p>(1) accuses another of a crime or offense;</p> <p>(2) exposes or publishes any of another's personal or business acts, infirmities, or failings; or</p> <p>(3) compels any person to do any act, or to refrain from doing any lawful act, against his will;</p> <p>with intent to extort money or any other thing of value from any person, or attempts or threatens to do any of such acts, with the intent to extort money or any other thing of value, shall be guilty of blackmail and, upon conviction, shall be fined not more than five thousand dollars or imprisoned for not more than ten years, or both, in the discretion of the court.</p>
610	Forced Sexual Offense	UMIRS Offense – see Appendix B
620	Fraud	(§16-13-510) (A) It is unlawful for a person to commit the offense of financial identity fraud or identity fraud.
630	Gambling	
640	Homicide	UMIRS Offense – see Appendix B
650	Intimidation –	<p>Physical, verbal, written or electronic action which immediately creates fear of harm, without displaying weapon and without subjecting the victim to actual physical attack. (This category only includes verbal incidents that cause fear. It does not include insubordination, lack of respect, defiance of authority, etc.)-Federal definition-C030.</p> <p>Subcodes: VRB-Verbal WRT-Written</p>

651	<p>Bullying - A gesture, an electronic communication, or a written, verbal, physical, or sexual act that takes place on school property, at any school-sponsored function where the school is responsible for the child or on a school bus or other school-related vehicle, at an official school bus stop and that:</p> <p>a) a reasonable person should know, under the circumstances, that the act(s) will have the effect of harming a student, physically or emotionally, or damaging the student's property, or placing a student in reasonable fear of harm to his person or damage to his property; or</p> <p>b) has the effect of insulting or demeaning any student or group of students in such a way as to cause substantial disruption in, or substantial interference with, the orderly operation of the school.</p>	<p>Subcodes:</p> <p>BUR – Due to Race of Victim</p> <p>BUD – Due to Disability of Victim</p> <p>BUG – Due to Gender of Victim</p> <p>BUE – Due to Religion of Victim</p> <p>BOU – Other/Unknown</p> <p>BNO – Due to National Origin of Victim</p> <p>BSO – Due to Sexual Orientation of Victim</p>
652	Cyberbullying - See Code 651 - Bullying	
660	Kidnap/Abduction	UMIRS Offense – see Appendix B
670	Larceny/Theft	(§16-13-30) (A) Simple larceny of any article of goods, choses in action, bank bills, bills receivable, chattels, or other article of personality of which by law larceny may be committed, or of any fixture, part, or product of the soil severed from the soil by an unlawful act, or has a value of two thousand dollars or less, is petit larceny, a misdemeanor, triable in the magistrates court or municipal court, notwithstanding the provisions of Sections 22-3-540, 22-3-545, 22-3-550, and 14-25-65.
680	Alcohol/Liquor Law Violation	

690	Non-Forcible Sex Offense	<p>(§16-15-130) It is unlawful for a person to willfully, maliciously, and indecently expose his person in a public place, on property of others, or to the view of any person on a street or highway.</p> <p>Unlawful, non-forcible sexual intercourse (36A-36B); or, Unlawful sexual exposure (36C). Non-forcible sexual intercourse with a person who is under the statutory age of consent.</p>
700	Other Offenses-(Serious)	Criminal
710	Pornography	
715	Sexual Extortion (Gavin's Law)	<p>(§16-14-430) A person commits the offense of felony sexual extortion if the actor intentionally and maliciously threatens to release, exhibit, or distribute a private image of another in order to compel or attempt to compel the victim to do any act or refrain from doing any act against his will, with the intent to obtain additional private images or anything else of value. Except as provided in subsections (C) and (D), a person convicted of felony sexual extortion must be imprisoned:</p>
720	Prostitution	
730	Robbery	UMIRS Offense – see Appendix B
740	Stolen Property	<p>(§16-13-180) (A) It is unlawful for a person to buy, receive, or possess stolen goods, chattels, or other property if the person knows or has reason to believe the goods, chattels, or property is stolen. A person is guilty of this offense whether or not anyone is convicted of the property theft.</p>

750	Trespassing	(§16-11-620) Any person who, without legal cause or good excuse, enters into the dwelling house, place of business, or on the premises of another person after having been warned not to do so or any person who, having entered into the dwelling house, place of business, or on the premises of another person without having been warned fails and refuses, without good cause or good excuse, to leave immediately upon being ordered or requested to do so by the person in possession or his agent or representative shall, on conviction, be fined not more than two hundred dollars or be imprisoned for not more than thirty days.
760	Vandalism	(§16-11-770) (A) As used in this section, “illegal graffiti vandalism” means an inscription, writing, drawing, marking, or design that is painted, sprayed, etched, scratched, or otherwise placed on structures, buildings, dwellings, statues, monuments, fences, vehicles, or other similar materials that are on public or private property and that are publicly viewable, without the consent of the owner, manager, or agent in charge of the property.
770	Vehicle Theft	
789	Weapons (Specify in Objects)	UMIRS Offense – see Appendix B

Participant Attributes

Value	Description	Sub codes with Description
PHY	Physical Injury	<p>MIN – Minor Physical Injury</p> <p>MOD – Moderate Physical Injury</p> <p>SER - (Serious Bodily Injury) – A bodily injury that involves a substantial risk of death; extreme physical pain; protracted and obvious disfigurement; or protracted loss or impairment of the function of a bodily member, organ or faculty (18 U.S.C. § 1365(h)(3)).</p> <p>Incidents with injury include those in which one or more students, school personnel or other persons on school grounds required professional medical attention.</p> <p>Examples: concussion, fractured or broken bones, cuts requiring stitches, stab or bullet wounds. Federal definition-C030.</p>
MOV	Possible Motivation – Participant Attribute for the entry of a student’s possible motivation for involvement in an offense.	<p>PAT – Obtain peer attention</p> <p>AAT – Obtain adult attention</p> <p>OBT – Obtain items/activities</p> <p>AVT – Avoid tasks/activities</p> <p>APR – Avoid peer(s)</p> <p>AAD - Avoid adult(s)</p> <p>DNK – Don't know</p> <p>OTH - Other</p>
STU	Student	
EMP	District/School Employee	
PAR	Parent/Guardian	
NON	Non District/School Employee	
LAW	Law Enforcement Officer	

Objects – Weapons

Value	Description	Has Sub codes	Sub codes with Description
WEA	Weapons		
			780 – Other Weapons
			781 – Handguns
			782 – Rifles/Shotguns
			783 – Other Firearms

			784 – Knife Blade > 2 inches (State)
			785 – Knife Blade > 2.5 inches(Federal)
			786 – Knife Blade less than 2 inches
DSF	Discharge Firearm (Use only if there is a shooting on a school campus)		787 – Handguns 788 – Rifles/Shotguns
OBJ	Misc Objects (detail in comment)		(Toy guns such as cap guns, pellet guns, and nerf guns)

Weapons Codes 780, 781, 782, 783,784, and 785 will be reported on UMIRS reports. Code 786 was created for districts to use to maintain a complete student discipline record.

Appendix B – Definitions for Offenses Included in the Uniform Management Information Reporting System (UMIRS) Reports

The Uniform Management Information Reporting System (UMIRS) is a data collection system required by No Child Left Behind. This system collects truancy data and suspension and expulsion data on certain violent and drug-related offenses. The definitions for the violent and drug-related offenses included in this report are:

510 - Aggravated Assault

Aggravated Assault is an unlawful attack by one person upon another wherein the offender uses a weapon or displays it in a threatening manner or the victim suffers obvious severe or aggravated bodily injury involving apparent broken bones, loss of teeth, possible internal injury, severe laceration, or loss of consciousness. This category includes attempted murder. A weapon can be a commonly known weapon, such as a gun or knife, or any other item, which, although not usually thought of as a weapon, becomes one when used in a manner that could cause severe bodily injury (e.g., baseball bat, metal chain, large stick). A "severe laceration" is one that should receive medical attention. A "loss of consciousness" must be the direct result of force inflicted on the victim by the offender.

640 - Homicide

Homicide is the killing of one human being by another.

Do not include vehicular manslaughter or attempted murder as a homicide.

- Non-negligent manslaughter is defined as the willful (non-negligent) killing of one human being by another.
- Negligent manslaughter is defined as the killing of another person through negligence. This offense does not include vehicular manslaughter.
- Justifiable homicide - The killing of a perpetrator of a serious criminal offense by a peace officer in the line of duty or the killing, during the commission of a serious criminal offense, of the perpetrator by a private individual.

570 - Drug Distribution (575 Drug Usage & 580 Drug Possession)

Drug Distribution - Except as authorized by state law, it is unlawful for any person (1) to manufacture, distribute, dispense, deliver, or purchase; or to aid, abet, attempt, or conspire to manufacture, distribute, dispense, deliver, or purchase; or to possess with intent to manufacture, distribute, dispense, deliver, or purchase a controlled substance and (2) to create, distribute, dispense, deliver, or purchase; or to aid, abet, attempt, or conspire to create, distribute, dispense, deliver, or purchase; or to possess with intent to distribute, dispense, deliver, or purchase a counterfeit substance.

660 - Kidnapping/abduction

Kidnapping/abduction is the unlawful seizure, transportation, and/or detention of a person against his or her will or of a minor without the consent of his or her custodial parent(s) or legal guardian. This category includes hostage taking.

730 - Robbery

Robbery is defined as the taking or attempting to take anything of value under confrontational circumstances from the control, custody, or care of another person by force or threat of force or violence and/or by putting the victim in fear of immediate harm. Because some type of assault is an element of the crime of robbery, an assault should not be reported as a separate crime if it is performed in furtherance of the robbery. If an injury occurring during a robbery results in death, the crime should be listed as a homicide.

610 - Sex Offenses, Forcible

A Forcible Sex offense is any sexual act directed against another person, forcibly and/or against that person's will, or not forcibly or against the person's will where the victim is incapable of giving consent. This definition includes forcible rape, forcible sodomy, sexual assault with an object (to use an object or instrument to unlawfully penetrate, however slightly, the genital or anal opening of the body of another person, forcibly and/or against that person's will, or not forcibly or against the person's will where the victim is incapable of giving consent because of his or her youth or because of his or her temporary or permanent mental or physical incapacity), and/or forcible fondling (child molesting).

789 - Weapons Offenses –

The violation of laws prohibiting any person, except law enforcement officers or personnel authorized by school officials, to carry on his or her person, while on any elementary or secondary school property, a knife with a blade over two inches long, a blackjack, a metal pipe or pole, firearms, or any other type of weapon, device, or object that may be used to inflict bodily injury or death. This category also includes carrying in a concealed manner a dirk, slingshot, metal knuckles, razor, or other deadly weapon usually used for the infliction of personal injury.

- 780 - Other Weapons
- 781 - Handguns
- 782 - Rifles/Shotguns
- 783 - Other Firearms
- 784 - Knife Blade > 2 inches (State)
- 785 - Knife Blade > 2.5 inches(Federal)

Appendix C - Special Education Discipline Definitions

This list contains definitions for the coding of Discipline Incidents related to the Federal Reporting of discipline data for Table 5. (*italics*) indicates the corresponding terminology used in TABLE 5 REPORT OF CHILDREN WITH DISABILITIES SUBJECT TO DISCIPLINARY REMOVAL documentation

Alternative Placement (*Permanent Change of Placement*) – is a situation in which, following a student’s violation of a code of student conduct, the IEP Team decides to change the student’s placement, and such placement is intended to be permanent, i.e., extend beyond the period of any disciplinary action. Permanent changes in placement are not reported as a disciplinary removal for the Table 5 data collection.

Bus Suspension – If transportation is on the student’s IEP and he/she is suspended from the bus this is considered an Out-of-School Suspension if alternate transportation is not provided and the student does not attend school on the date(s) of the bus suspension.

- Alternate Transportation (District) - Indicates the district has provided alternate means of transportation while the student is suspended from the bus.
- Alternate Transportation (Parent/Guardian) – Indicates the parent or guardian have agreed or the district has contracted with the parent/guardian to transport the student during the bus suspension.

(*Disciplinary Removal*) – Any instance in which a child is removed from his/her educational placement for disciplinary purposes, including in-school suspension, out-of-school suspension, expulsion, removal by school personnel to an interim alternative educational setting for drug or weapon offenses or serious bodily injury, and removal by hearing officer for likely injury to self or others.

Drug Violation, Drug Distribution, Drug Possession (*Drug Offenses*) – The use, possession, sale, or solicitation of drugs as identified in 21 U.S.C. § 812(c). These offenses do NOT include use, possession, sale, or solicitation of alcohol or tobacco.

Expulsion - Expelled (*Expulsion*) – An action taken by the local educational agency removing a child from his/her regular school for disciplinary purposes for the remainder of the school year or longer in accordance with local educational agency policy. Include removals resulting from violations of the Gun Free Schools Act that are modified to less than 365 days.

Harassment-

IDEA IAES (*Interim Alternative Educational Setting*) – An appropriate setting determined by the child’s IEP team in which the child is placed for no more than 45 school days. This setting enables the child to continue to receive educational services and participate in the general education curriculum (although in another setting) and to progress toward meeting the goals set out in the IEP. As appropriate, the setting includes a functional behavioral assessment and behavioral intervention services and modifications to address the behavior violation so that it does not recur.

IDEA IAES- Hearing Officer (*Removal by a Hearing Officer*) – Those instances in which an impartial due process hearing officer orders the removal of children with disabilities from their current educational placement to an appropriate alternative educational setting for not more than 45 school days based on the hearing officer’s determination that maintaining the child’s current placement is substantially likely to

result in injury to the child or others. The IEP team is responsible for determining the interim alternative educational setting.

IDEA IAES - Unilateral Removal (*Unilateral Removal*) – Instances in which school personnel (not the IEP team) order the removal of children with disabilities from their current educational placement to an appropriate interim alternative educational setting for not more than 45 school days. The IEP team is responsible for determining the interim alternative educational setting. Unilateral removals do NOT include decisions by the IEP team to change a student's placement.

Permanent Change of Placement – is a situation in which, following a student's violation of a code of student conduct, the IEP Team decides to change the student's placement, and such placement is intended to be permanent, i.e., extend beyond the period of any disciplinary action.

Serious Physical Injury (*Serious Bodily Injury*) – A bodily injury that involves a substantial risk of death; extreme physical pain; protracted and obvious disfigurement; or protracted loss or impairment of the function of a bodily member, organ or faculty (18 U.S.C. § 1365(h)(3)).

Suspension - In-School (*In-School Suspension*) – Instances in which a child is temporarily removed from his/her regular classroom(s) for disciplinary purposes but remains under the direct supervision of school personnel. Direct supervision means school personnel are physically in the same location as students under their supervision.

Suspension- Out of School (*Out-of-School Suspension*) – Instances in which a child is temporarily removed from his/her regular school for disciplinary purposes to another setting (e.g., home, behavior center). This includes both removals in which no IEP services are provided because the removal is 10 days or less as well as removals in which the child continues to receive services according to his/her IEP.

Weapons (*Dangerous Weapon*) – A weapon, device, instrument, material, or substance, animate or inanimate, that is used for, or is readily capable of causing death or serious bodily injury, except that such a term does NOT include a pocket knife with a blade of less than 2½ inches in length (18 U.S.C. § 930(g)(2)). Note:

- Subcode 784 – Knife Blade > 2 inches (State) is not applicable
- Subcode 786 – Knife Blade less than 2 inches is not applicable
- Subcode 780 – Other Weapons requires determination of the definition above on an individual basis

Services Provided vs. No Services Provided –

This is an indication if special education and related services were provided during removal from the educational setting including in-school suspension, out-of-school suspensions, and expulsions. If total removals of any one removal type or combination of removal types exceed 10 day, services must be provided.

- Progress in the general curriculum refers to services outside or beyond special education.

- Addressing behavior refers to development of a functional behavior assessment, and behavioral intervention services and modifications that are designed to address the behavior violation so that it does not recur.
- Services for students without disabilities would include those services that enable the child to progress in the general curriculum and, as appropriate, address the behavior.

Appendix D – Possible Motivation for Student Offenses

Possible Motivation	Definition
Avoid Adult	Student engages in problem behavior(s) to get away from adult(s).
Avoid Peer(s)	Student engages in problem behavior(s) to get away from/escape peer(s).
Avoid Tasks/Activities	Student engages in problem behaviors(s) to get away/escape from tasks and/or activities.
Obtain Adult Attention	Student engages in problem behavior(s) to gain adult(s) attention.
Obtain items/Activities	Student engages in problem behavior(s) to gain items and/or activities.
Obtain Peer Attention	Student engages in problem behavior(s) to gain peer(s) attention.
Other	Possible motivation for referral is not listed above. Staff using this area will specify the possible motivation for this student's problem behavior.
Unknown Motivation	Student engages in problem behavior(s) for unclear reasons.

Appendix E – Office of Civil Rights Definitions

Harassment or Bullying

Harassment or bullying on the basis of sex includes sexual harassment or bullying and gender-based harassment or bullying. Sexual harassment or bullying is unwelcome conduct of a sexual nature, such as unwelcome sexual advances, requests for sexual favors, and other verbal, nonverbal, or physical conduct of a sexual nature. Gender based harassment or bullying is nonsexual intimidation or abusive behavior toward a student based on the student's actual or perceived sex, including harassment based on gender identity, gender expression, and nonconformity with gender stereotypes. Harassing conduct may take many forms, including verbal acts and name calling, as well as non-verbal behavior, such as graphic and written statements, or conduct that is physically threatening, harmful or humiliating. The conduct can be carried out by school employees, other students, and non-employee third parties. Both male and female students can be victims of harassment or bullying on the basis of sex, and the harasser or bully and the victim can be of the same sex. Bullying on the basis of sex constitutes sexual harassment.

Harassment or bullying on the basis of race, color, or national origin refers to intimidation or abusive behavior toward a student based on actual or perceived race, color or national origin. Harassing conduct may take many forms, including verbal acts and name-calling, as well as non-verbal behavior, such as graphic and written statements, or conduct that is physically threatening, harmful or humiliating. The conduct can be carried out by school employees, other students, and non-employee third parties. Bullying on the basis of race, color, or national origin constitutes racial harassment.

Harassment or bullying on the basis of religion refers to intimidation or abusive behavior toward a student based on actual or perceived religion. Harassing conduct may take many forms, including verbal acts and name-calling, as well as non-verbal behavior, such as graphic and written statements, or conduct that is physically threatening, harmful or humiliating. The conduct can be carried out by school employees, other students, and non-employee third parties. Bullying on the basis of religion constitutes religious harassment.

Harassment or bullying on the basis of disability refers to intimidation or abusive behavior toward a student based on actual or perceived disability. Harassing conduct may take many forms, including verbal acts and name-calling, as well as non-verbal behavior, such as graphic and written statements, or conduct that is physically threatening, harmful or humiliating. The conduct can be carried out by school employees, other students, and non-employee third parties. Bullying on the basis of disability constitutes disability harassment.

Allegations of Harassment or Bullying

Harassment or bullying on the basis of religion refers to intimidation or abusive behavior toward a student based on actual or perceived religion. Harassing conduct may take many forms, including verbal acts and name-calling, as well as non-verbal behavior, such as graphic and written statements, or conduct

that is physically threatening, harmful or humiliating. The conduct can be carried out by school employees, other students, and non-employee third parties. Bullying on the basis of religion constitutes religious harassment. •

Harassment or bullying on the basis of sexual orientation refers to intimidation or abusive behavior toward a student based on actual or perceived sexual orientation. Harassing conduct may take many forms, including verbal acts and name-calling, as well as non-verbal behavior, such as graphic and written statements, or conduct that is physically threatening, harmful or humiliating. The conduct can be carried out by school employees, other students, and nonemployee third parties. Bullying on the basis of sexual orientation constitutes sexual orientation harassment.

- Count an allegation only once, even if it involves more than one student. A student may be counted more than once in the table if the student makes more than one allegation of harassment or bullying. •
- An allegation that involves multiple categories should be counted in each applicable category. For example, an allegation that involves both sexual orientation and religion should be reported in both the sexual orientation count and the religion count.
- In classifying the allegations, use the likely motives of the alleged harasser, and not the actual characteristics of the alleged victim.

Restraint & Seclusion

Mechanical restraint refers to the use of any device or equipment to restrict a student's freedom of movement. The term does not include devices implemented by trained school personnel, or utilized by a student that have been prescribed by an appropriate medical or related services professional and are used for the specific and approved purposes for which such devices were designed, such as:

- Adaptive devices or mechanical supports used to achieve proper body position, balance, or alignment to allow greater freedom of mobility than would be possible without the use of such devices or mechanical supports;
- Vehicle safety restraints when used as intended during the transport of a student in a moving vehicle; --Restraints for medical immobilization; or
- Orthopedically prescribed devices that permit a student to participate in activities without risk of harm.

Physical restraint refers to a personal restriction that immobilizes or reduces the ability of a student to move his or her torso, arms, legs, or head freely. The term physical restraint does not include a physical escort. Physical escort means a temporary touching or holding of the hand, wrist, arm, shoulder or back for the purpose of inducing a student who is acting out to walk to a safe location.

Seclusion refers to the involuntary confinement of a student alone in a room or area from which the student is physically prevented from leaving. It does not include a timeout, which is a behavior management technique that is part of an approved program, involves the monitored separation of the student in a non-locked setting, and is implemented for the purpose of calming.

Expulsion

Expulsion Under Zero Tolerance Policies refers to an action taken by the local educational agency of removing a child from his/her regular school for the remainder of the school year or longer because of zero-tolerance policies. A zero tolerance policy is a policy that results in mandatory expulsion of any student who commits one or more specified offenses (e.g., offenses involving guns, or other weapons, or violence, or similar factors, or combinations of these factors). A policy is considered "zero tolerance" even if there are some exceptions to the mandatory aspect of the expulsion, such as allowing the chief administering officer of a local educational agency to modify the expulsion on a case-by-case basis.

Expulsion With Educational Services refers to an action taken by the local educational agency of removing a child from his/her regular school for disciplinary purposes, and providing educational services to the child (e.g., school-provided at home instruction or tutoring; transfer to an alternative school) for the remainder of the school year (or longer) in accordance with local educational agency policy. Expulsion with educational services also includes removals resulting from violations of the Gun Free Schools Act that are modified to less than 365 days.

Expulsion Without Educational Services refers to an action taken by the local educational agency of removing a child from his/her regular school for disciplinary purposes, and not providing educational services to the child for the remainder of the school year or longer in accordance with local educational agency policy. Expulsion without services also includes removals resulting from violations of the Gun Free Schools Act that are modified to less than 365 days.

Offenses - Incidents at the school refer to incidents that occurred in school buildings, on school grounds, on school buses, and at places that hold school-sponsored events or activities.

- **Count all incidents that occurred before, during, or after normal school hours.**
- **Count incidents regardless of whether any disciplinary action was taken, and regardless of whether students or non-students were involved.**
- **Incidents that could be classified in multiple categories should be reported in the most egregious category.**

Incident refers to a specific criminal act involving one or more victims and offenders. For example, if two students are robbed without a weapon, at the same time and place, this is classified as two robbery victimizations but only one robbery without a weapon incident.

Physical attack or fight refers to an actual and intentional touching or striking of another person against his/her will, or the intentional causing of bodily harm to an individual. Physical attack or fight does not include rape.

Rape refers to forced sexual intercourse (vaginal, anal, or oral penetration). This includes sodomy and penetration with a foreign object. Both male and female students can be victims of rape. Rape is not defined as a physical attack or fight.

Robbery is taking or attempting to take anything of value that is owned by another person or organization, under confrontational circumstances by force or threat of force or violence and/or by putting

the victim in fear. A key difference between robbery and theft/larceny is that robbery involves a threat or assault.

Sexual assault is an incident that includes threatened rape, fondling, indecent liberties, or child molestation. Both male and female students can be victims of sexual assault. Classification of these incidents should take into consideration the age and developmentally appropriate behavior of the offender(s).

Threat refers to an act where there was no physical contact between the offender and victim but the victim felt that physical harm could have occurred based on verbal or nonverbal communication by the offender. This includes nonverbal threats (e.g., brandishing a weapon), and verbal threats of physical harm which are made in person. Threats made over the telephone or threatening letters are excluded.

A threat of physical attack with a weapon includes displaying, brandishing, or discharging a weapon, but with no actual physical contact of any person. A threat is made in person. Threats made over the telephone or threatening letters are excluded. A threat of physical attack using words that refer to a weapon would not be considered a threat with a weapon.

A threat of physical attack without a weapon refers to a threat without any display, brandishment, or discharge of a weapon, and with no actual physical contact of any person. A threat is made in person. Threats made over the telephone or threatening letters are excluded. A threat of physical attack using words that refer to a weapon would be considered a threat without a weapon.

School-Related Arrest/Referred to Law Enforcement

Referral to law enforcement is an action by which a student is reported to any law enforcement agency or official, including a school police unit, for an incident that occurs on school grounds, during school-related events, or while taking school transportation, regardless of whether official action is taken. Citations, tickets, court referrals, and school-related arrests are considered referrals to law enforcement.

School-related arrest refers to an arrest of a student for any activity conducted on school grounds, during off campus school activities (including while taking school transportation), or due to a referral by any school official. All school-related arrests are considered referrals to law enforcement.

Appendix F – Office of Civil Rights and Incident Management Alignment

OCR AND INCIDENT MANAGEMENT ALIGNMENT	
Have there been any incidents involving a firearm?	Yes (781-Handgun & 782 Rifles)
Was a homicide committed at your school?	640- Homicide
Incidents of rape or attempted rape?	610- Forced Sexual Offense
Incidents of sexual assault (not rape)?	690- Non-Forcible Sex Offense
Incidents of robbery w/weapon?	730 Robbery and Weapon Codes 780 Other Weapon, 785 Knife Blade (2.5) & 784 Knife Blade (2 inches)
Incidents of robbery w/out weapon?	730 Robbery
Incidents of physical attack w/ Weapon.	510 Aggravated Assault and Weapon Codes 780 Other Weapon, 785 Knife Blade (2.5) & 784 Knife Blade (2 inches) 520 Simple Assault and Weapon Codes 785 Knife Blade (2.5) & 784 Knife Blade (2 inches)

Incidents of physical attack w/ out firearm or explosive?	510 Aggravated Assault 520 Simple Assault
Incidents of threats of physical attack w/weapon?	650 Intimidation & Weapon Codes 780 Other Weapon, 785 Knife Blade (2.5) & 784 Knife Blade (2 inches) 027 Threat & Weapon Codes & 780 Other Weapon, 785 Knife Blade (2.5) & 784 Knife Blade (2 inches)
Incidents of threats of physical attack w/out weapon?	650 Intimidation 027 Threat
Incidents of possession of firearm or explosive?	Firearms -781-Handgun & 782 Rifles, & 783-Other Firearms (explosive)