


**Readiness Assessment Professional Development
and
Report on Child Development Education Program Data**



**Division of College and Career Readiness
Office of Early Learning and Literacy
Molly M. Spearman
State Superintendent of Education**

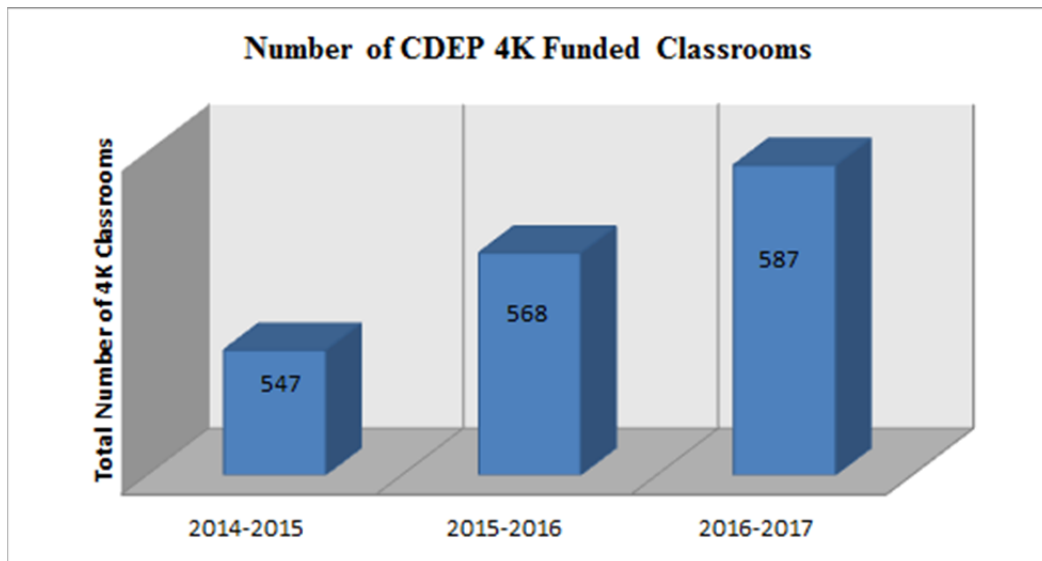
The South Carolina Department of Education does not discriminate on the basis of race, color, religion, national origin, sex, sexual orientation, veteran status, or disability in admission to, treatment in, or employment in its programs and activities. Inquiries regarding the nondiscrimination policies should be made to the Employee Relations Manager, 1429 Senate Street, Columbia, South Carolina 29201, 803-734-8781. For further information on federal non-discrimination regulations, including Title IX, contact the Assistant Secretary for Civil Rights at OCR.DC@ed.gov or call 1-800-421-3481.

Update as of December 8, 2016

The General Assembly created and funded the Child Development Education Pilot Program (CDEP) beginning by a budget proviso in Fiscal Year 2006–07. CDEP provides full-day early childhood education for at-risk children who are four-years-old by September 1. Both public schools and private childcare centers licensed by the South Carolina Department of Social Services (DSS) may participate in the program and serve eligible children. The South Carolina Department of Education (SCDE) oversees implementation of CDEP in public schools and South Carolina Office of First Steps to School Readiness (First Steps) oversees implementation in private childcare settings.

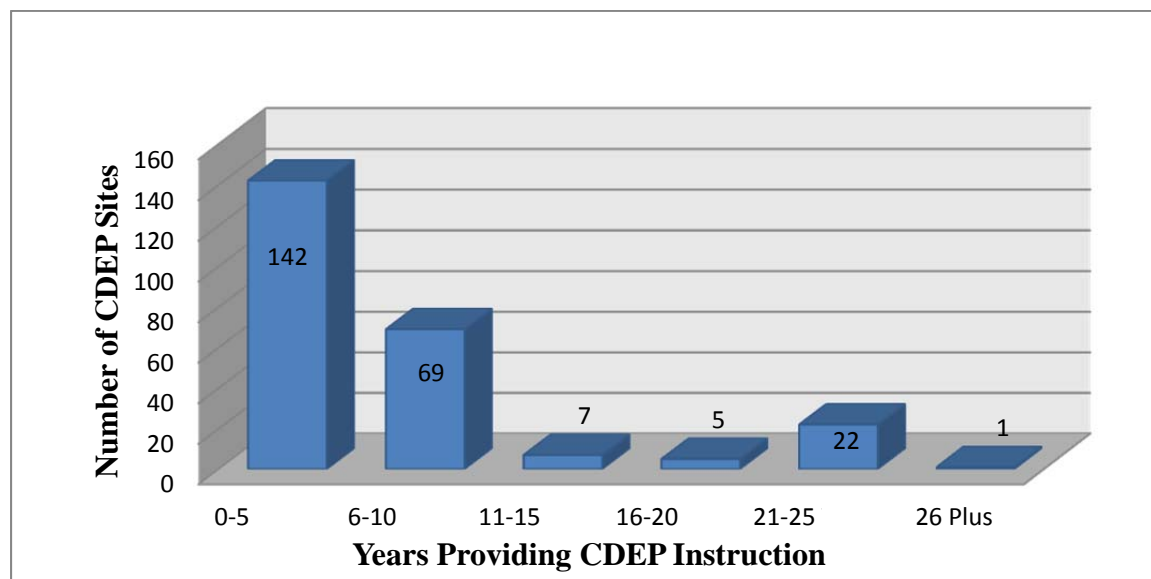
The funding for the CDEP was codified with the approval of the Read to Succeed legislation in June 2014 with passage of Act 284. In Section 59-156-110 of this legislation it states that the CDEP “must focus on a comprehensive, systemic approach to reading that follows the State Reading Proficiency Plan and the district’s comprehensive annual reading proficiency plan; success completing the readiness assessments; developmental and learning support that children must have in order to be ready for school; incorporating parenting education; and identifying community and civic organizations that can support early literacy efforts.”

The bar graph represents the *Number of CDEP Funded Classrooms* during 2014–15, 2015–16, and 2016–17. There was an increase of nineteen classrooms for 2016–17 school year.



Source: South Carolina Child Development Education Program Survey (2015 & 2016).

The graph below reflects *Years Providing CDEP Instruction*.



Source: South Carolina Child Development Education Program Survey (2016); see also Appendix A.

Readiness Assessments for 4K and 5K

In compliance with the South Carolina Read to Succeed Act and provisos, readiness assessments for students in pre-kindergarten and kindergarten were administered to publicly funded pre-kindergarten and kindergarten students.

4K (Pre-kindergarten) Assessments

In consultation with the Office of First Steps, and after reviewing reports by the Education Oversight Committee, three pre-kindergarten assessments were selected and approved by the State Board of Education: *Phonological Awareness Literacy Screening (PALS-Pre-K™)*, *Individual Growth and Development Indicators (myIGDIs™)*, and *Teaching Strategies® GOLD™*. Each school district and private provider participating in a publicly funded pre-kindergarten program administered one of the three formative assessments to each child eligible for and enrolled in a publicly funded pre-kindergarten program during the first forty-five days and the last forty-five days of the school year.

PALS™-Pre-K, published by IO Education, LLC is individually administered. The assessment measures preschoolers' developing knowledge of important fundamentals in literacy skills: name writing ability, upper-case and lower-case alphabet recognition, letter sounds, beginning sound production, print and word awareness, rhyme awareness, and nursery rhyme awareness. The assessment reflects skills that are predictive of future reading success and offers guidance to teachers for tailoring instruction to children's specific needs. Forty-seven school districts selected PALS for use in a total of 629 pre-K classrooms.

myIGDIs[™], published by Early Learning Labs, Inc. is individually administered and supports the identification of preschool children who require additional diagnostic assessment or intervention in oral language, phonological awareness, alphabet knowledge, and comprehension. This assessment can be used to measure developmental gains and inform instructional needs of individual children. Twenty-one school districts selected myIGDIs for use in a total of 640 pre-K classrooms.

Teaching Strategies[®] *GOLD*[™], published by Teaching Strategies, LLC is an ongoing observational system for assessing children that helps teachers observe children in the context of every day experiences. The system is based on objectives for development and learning that include predictors of school success; teachers use them to focus their observations as they gather information to make classroom decisions. Fourteen school districts selected GOLD for use in a total of 281 pre-K classrooms.

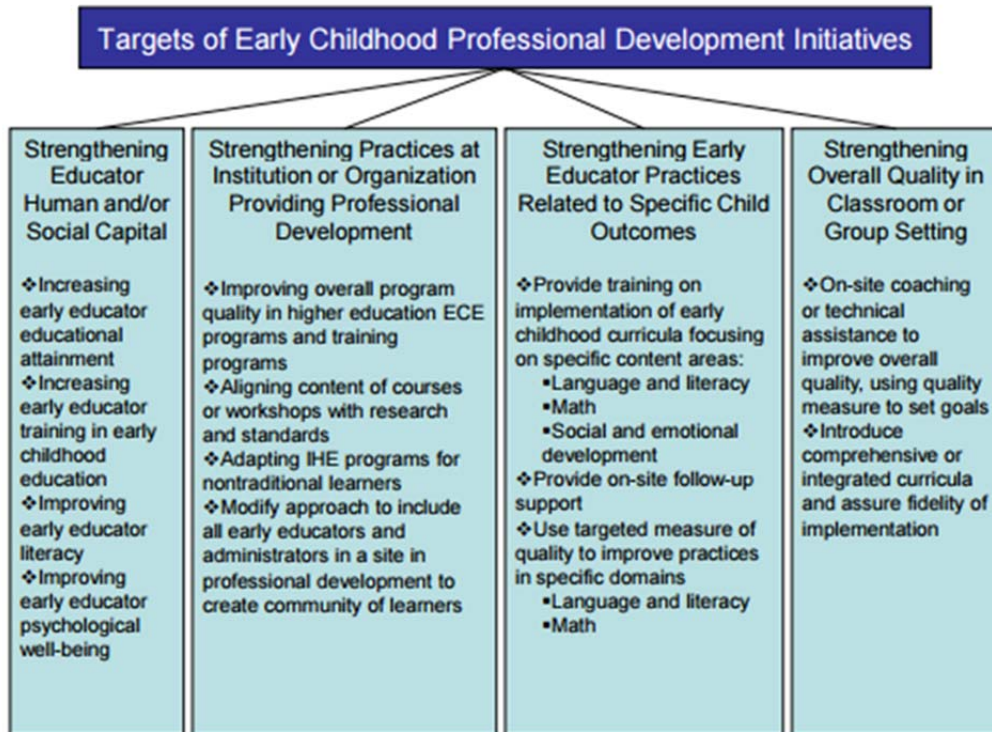
5K (Kindergarten) Assessments

The Developmental Reading Assessment 2nd Edition (DRA2) was named in Proviso 1A.68 as the statewide 5K readiness assessment. All kindergarten students are required to be assessed during the first forty-five days of the school year and again during the last forty-five days at a minimum. The DRA2 is a formative assessment which is to be used to analyze the early literacy competencies of children in kindergarten. The DRA2 assessment has two parts: the Word Analysis tasks to assess emergent literacy skills and the Benchmark Assessment to assess each child's reading level as well as reading engagement, oral reading fluency, and comprehension.

Professional Development and Support

According to *Achieving Excellence through Continuing Professional Development: A CPD Framework for Early Childhood Educators* (2011), "Studies have shown that sustained professional development for teachers is associated with more positive and stimulating teacher behavior and positive child outcomes."

The U.S. Department of Education identifies several targets for professional development initiatives for early childhood. These targets are documented in the figure below.



Source: U.S. Department of Education (2010).

4K (Pre-kindergarten) Professional Development and Support

Districts were required to select one of the 4K assessments by mid-July 2015 and report their selection decision and number of 4K classrooms to the SCDE. To prepare teachers to administer the 4K readiness assessments during the first 45 days of school, 34 regional professional development sessions were provided during the summer and fall of 2015. These initial training sessions focused on the administration of the assessment and were attended by district and school test coordinators, district administrators including literacy leaders, and 4K teachers. Nine follow-up professional development sessions from January through April 2016 focused on using the assessment data to inform instruction. A total of 994 school district educators attended the 43 SCDE professional development sessions on the 4K readiness assessments in the 2015–16 school year.

5K (Kindergarten) Professional Development and Support

Six regional training sessions were provided on the DRA2 Readiness Assessment in the summer of 2015 with the target audience as district administrators as well as reading/literacy coaches who were to train and support teachers in their districts with administration of the assessment. During the fall of 2015, ten regional professional development sessions were delivered with the target audience primarily 5K teachers. From July 2015 to spring 2016, a total of 1,076 district educators attended 40 sessions in the first year of the implementation of DRA2. The goal for teachers attending the professional development was to not only learn about the assessment administration but to also gain knowledge of the next instructional steps. Using DRA2 data assists teachers in setting reading goals and expectations for each student to insure that each

student is making adequate progress and provides reading progress information on each child to share with families.

Readiness Data

The publishers for the four readiness assessments provided the SCDE with student data files containing test data following both the beginning-of-year and end-of-year administrations. The 45 day testing window for the beginning of the year had to be extended because of school closures due to the October 2015 flooding. The data files delivered to the SCDE from that administration contained many issues; most issues were with a single publisher. Some of the problems were publisher data processing errors while others were school-level data entry errors. The SCDE worked with the publishers on a near-daily basis over several months to resolve issues such as those highlighted below.

- Some teachers failed to enter their students' responses in the online systems or failed to submit the data to the publisher by the deadline.
- Some students who were tested were not included in the files.
- Some raw scores and/or scale scores were missing.
- For one publisher, the SCDE discovered a technology-related issue that affected the teachers' ability to enter data. Due to this issue, the SCDE monitored individual student record counts in the data files and provided feedback to the districts so they could verify accuracy. Since this was the first time the districts were being required to enter such data, it took some time for the publishers to solve the technology-related problems and for teachers to become proficient in the use of the online systems.
- Incorrect benchmarks or cut scores were used to identify achievement levels for students. This was discovered when the spring files arrived and different cut scores were applied.

After the beginning of the year data collection was concluded, the SCDE prepared a guidance sheet for end-of-year data entry. As a result, there were fewer problems with the end-of-year data files but some issues did arise. These included the following:

- Some teachers failed to enter their students' responses in the online systems or failed to submit the data to the publisher by the deadline.
- Data was entered into the system incorrectly as midyear data.
- One publisher's data file did not include student names.
- For one publisher, the format of the end-of-year data file did not match the beginning-of-year file.
- One publisher reported values of zero both for students who scored zero and for students who did not attempt the test (and should have had a blank or missing value). Students with a blank scale score received a value for achievement level.

Year Two of Readiness Assessment Implementation, 2016–17

To support districts for the second year of administration of the 4K readiness assessment, professional development sessions began in the summer of 2016. Twelve face-to-face professional development sessions on all three of the 4K assessments as well as additional

webinars were offered for new teachers and administrators and for those who just wanted a refresher. A brief description of the professional development sessions offered on each of the three assessments is provided as follows:

PALS™ Pre-K: The Office of Early Learning and Literacy with the SCDE offered professional development sessions as a refresher on the administration of the PALS™ Pre-K. The professional development sessions were designed for both teachers and district administrators as well as for reading/literacy coaches who train and support the 4K teachers. The trainer reviewed South Carolina’s specific guidelines for administration and the PALS™ Pre-K data entry steps. Additionally, the trainer provided suggestions of activities for teaching strategies based on the assessment data as well as activities for teachers to share with parents. The participants reviewed the online PALS™ Pre-K reports and resources. The sessions offered in August were attended by thirty -one participants, and the two webinars were attended by approximately seventy-five participants. Four regional professional sessions were scheduled for early December for teachers and administrators on using the PALS™ Pre-K data to inform instruction for small groups and for individual students.

The April, August, and December charts reflect the total number of participating districts in the professional development provided by the SCDE for PALS™ Pre-K during the 2016 school year.

April session of the total number of participating districts in attendance: Spartanburg, SC.

Participating District	Total in Attendance
Dillon 4	2
Florence 1	4
Georgetown	8
Saluda	3
SC School for Deaf and Blind	4
Spartanburg 3	13
Spartanburg 5	1
Williamsburg	6
TOTAL	41

Source of data: SCDE registration verification sign-in forms.

August session of the total number of participating districts in attendance: Florence, SC.

Participating District	Total in Attendance
Clarendon 3	1
Dillon 4	2
Florence 1	21
Georgetown	2
Jasper	2
York 4	2
TOTAL	31

Source of data: SCDE registration verification sign-in forms.

December session of the total number of participating districts in attendance: Columbia and Spartanburg, SC.

Participating District	Total in Attendance
Allendale	4
Anderson 2	5
Berkeley	1
Chester	7
Fairfield	3
Kershaw	5
Laurens 55	1
Laurens 56	1
Lee	4
Lexington 3	4
Marlboro	1
Newberry	8
Orangeburg 3	9
Richland 1	3
Saluda	2
Spartanburg 2	2
Spartanburg 3	3
Spartanburg 4	2
Spartanburg 5	2
Spartanburg 6	9
Spartanburg 7	4
Sumter	2
Williamsburg	1
York 4	2
SCDE ED associates	2
TOTAL	87

Source of data: SCDE registration verification sign-in forms.

myIGDIs™: The Office of Early Learning and Literacy offered a refresher workshop on administering the myIGDIs™ assessment. The trainer reviewed the state’s specific requirements for administering the myIGDIs™ assessment. The session included guidance for teachers as they practiced administering all parts of the assessment to insure reliability. In addition, in early fall, train-the-trainers re-certification sessions were offered. Participants who are myIGDIs™ certified trainers were invited to attend to maintain their status and to renew access to the trainer’s library. Resources were provided to trainers who attended on the myIGDIs™ Response to Intervention (RTI) approach linked to the assessment data. A total of twenty-eight teachers and administrators attended the fall sessions. District leaders trained as myIGDIs™ trainers continue to offer training and support to their teachers.

The April, August, and September charts reflect the total number of participating districts in the professional development provided by the SCDE for myIGDIs™ during the 2016 school year.

April session total number of participating districts in attendance: Columbia, SC.

Participating District	Total in Attendance
Charleston	1
Greenwood 52	1
Hampton 2	2
Oconee	3
Others in attendance—Private consultant	1
TOTAL	8

Source: SCDE registration verification sign-in forms.

August session total number of participating districts in attendance: Columbia, SC.

Participating District	Total in Attendance
Dorchester 4	1
Florence 4	4
Lexington 1	3
Lexington 2	2
Lexington 4	2
SC Public Charter	1
TOTAL	13

Source of data: SCDE registration verification sign-in forms.

September session total number of participating districts in attendance:
Columbia, SC.

Participating District	Total in Attendance
Dorchester 4	1
Greenville	1
Hampton 2	2
Lancaster	1
Lexington 1	2
Lexington 2	1
Oconee	4
Orangeburg 4	1
Richland 1	4
SC Public Charter	1
York 2	1
TOTAL	19

Source: SCDE registration verification sign-in forms.

Teaching Strategies® GOLD™: The Office of Early Learning and Literacy, in partnership with the Office of First Steps, offered professional development sessions regionally providing an introduction to the GOLD assessment for 4K teachers in both public schools and private First Steps programs. Teachers learned about the progressions of development and learning and how to interpret the colored bands as codes for particular age-groups. The training included an overview of the four steps of the assessment cycle. Additionally, teachers learned about observation notes, portfolios, and the analysis of documentation. Teachers also had an opportunity to evaluate child portfolios online and learn about entering checkpoint data. The SCDE offered a more advanced professional development session designed for teachers who are experienced GOLD users. This lab session provided guidance on capturing useful evidence of children’s development, and using the reports in GOLD to inform instructional decisions.

The January, April, August, and September charts reflect the total number of participating districts in the professional development provided by the SCDE for Teaching Strategies® GOLD™ during the 2016 school year.

January session total number of participating districts in attendance: Aiken, SC.

Participating District	Total in Attendance
Aiken	48
TOTAL	48

Source: SCDE registration verification sign-in forms.

April session total number of participating districts in attendance: Columbia, SC.

Participating District	Total in Attendance
Anderson 3	5
Anderson 5	1
Beaufort	1
Cherokee	1
Hampton 1	1
McCormick	3
Sumter	16
York 1	5
TOTAL	33

Source: SCDE registration verification sign-in forms.

August session total number of participating districts in attendance: Aiken, SC.

Participating District	Total in Attendance
Anderson 3	1
Anderson 5	3
Lexington/Richland 5	3
Marion	3
Spartanburg 6	2
Sumter	1
York 1	6
TOTAL	19

Source: SCDE registration verification sign-in forms.

September session total number of participating districts in attendance: Columbia, SC.

Participating District	Total in Attendance
Aiken	2
Cherokee	3
Clarendon 1	3
Fairfield	4
Marion	4
Lexington/Richland 5	1
Newberry	2
Richland 2	2
Sumter	15
York 1	2
*Others in attendance—First Steps participants	62
TOTAL	102

Source: SCDE registration verification sign-in forms.

To support districts in the second year of administering DRA2, professional development sessions were offered regionally by the SCDE Literacy Specialists. Regional sessions were offered and educators in various districts participated. In addition two webinars were offered at the beginning of the school year by the Pearson trainer. A brief description of the professional development sessions offered is provided below:

DRA2 Regional Training: The SCDE’s Office of Early Learning and Literacy provided professional development sessions on administering the DRA2 Benchmark and Word Analysis Tasks, which are required by legislative proviso required for the 2016–17 school year for all 5K students. Participants learned how to select leveled text for the Benchmark as well as the steps for recording the students’ responses during the assessment. The session addressed assessing reading engagement, oral reading fluency, and comprehension. Additionally, each of the six required Word Analysis Tasks were practiced. The target audience for this professional development was 5K teachers, coaches, and administrators. Additional professional development sessions on using the DRA2 reports and data were offered in November of 2016.

The charts below reflect the total number of participating districts in attendance at the professional development provided by the SCDE for ***DRA2 Regional Training*** during the 2016 school year.

January session one total number of participating districts in attendance: Columbia, SC.

Participating District	Total in Attendance
Aiken	120
Bamberg 1	1
Beaufort	1
Calhoun	2
Cherokee	2
Dorchester 4	3
Edgefield	6
Fairfield	7
Georgetown	11
Greenwood 50	2
Greenwood 52	1
Hampton 1	2
Horry	1
Jasper	5
Lancaster	4
Laurens 55	4
Lee	10
Newberry	6
Orangeburg 3	4
Orangeburg 5	1
Richland 1	2
Participating District	Total in Attendance

Spartanburg 6	2
York 4	1
TOTAL	198

Source: SCDE registration verification sign-in forms.

January session two total number of participating districts in attendance: West Columbia, SC.

Participating District	Total in Attendance
Anderson 3	2
Bamberg 1	1
Barnwell 45	1
Clarendon 2	1
Dorchester 4	3
Fairfield	3
Jasper	1
Lancaster	1
Laurens 55	4
Orangeburg 3	2
Orangeburg 5	4
Spartanburg 3	1
Sumter	2
York 1	1
York 4	2
TOTAL	29

Source: SCDE registration verification sign-in forms.

January session three total number of participating districts in attendance: Columbia, SC.

Participating District	Total in Attendance
Abbeville	3
Anderson 5	2
Bamberg 2	1
Chester	15
Darlington	1
Fairfield	1
Greenwood 51	3
Hampton 1	4
Jasper	1
Lancaster	1
Pickens	1
Participating District	Total in Attendance
Spartanburg 2	1
Spartanburg 6	13

Union	6
TOTAL	72

Source: SCDE registration verification sign-in forms.

February session total number of participating districts in attendance: Columbia, SC.

Participating District	Total in Attendance
Anderson 2	3
Calhoun	2
Charleston	3
Chester	2
Florence 3	7
Jasper	4
Lexington 1	1
Marion	2
Saluda	2
SC Public Charter	2
Sumter	13
TOTAL	41

Source: SCDE registration verification sign-in forms.

March session one total number of participating districts in attendance: Columbia, SC.

Participating District	Total in Attendance
Aiken	2
Allendale	1
Berkeley	1
Calhoun	2
Charleston	1
Cherokee	2
Clarendon 1	4
Dorchester 4	3
Fairfield	1
Greenwood 52	2
Orangeburg 5	2
Pickens	1
Participating District	Total in Attendance
SC Public Charter	18
Sumter	4
Williamsburg	1
York 1	1
TOTAL	49

Source: SCDE registration verification sign-in forms.

March session two total number of participating districts in attendance:
Williamston (Anderson), SC.

Participating District	Total in Attendance
Abbeville	3
Anderson 3	1
Anderson 4	6
Anderson 5	2
Oconee	9
Oconee	2
SC Public Charter	2
SCDE (OELL Director)	1
TOTAL	26

Source: SCDE registration verification sign-in forms.

April session one total number of participating districts in attendance: Florence, SC.

Participating District	Total in Attendance
Darlington	11
Dillon 3	1
Dillon 4	2
Dillon 4	1
Florence 4	1
Horry	4
Jasper	1
SC Public Charter	6
Sumter	30
Williamsburg	6
TOTAL	57

Source: SCDE registration verification sign-in forms.

April session two total number of participating districts in attendance: Columbia, SC.

Participating District	Total in Attendance
Anderson 3	2
Hampton 2	2
Lexington 1	15
Lexington 2	1
SC Public Charter	4
Aiken	2
Lexington 1	6
Union	1
Private consultant (1)	1
TOTAL	34

Source: SCDE registration verification sign-in forms.

May session total number of participating districts in attendance: Sumter, SC.

Participating District	Total in Attendance
Sumter	16
TOTAL	16

Source: SCDE registration verification sign-in forms.

July session total number of participating districts in attendance: Columbia, SC.

Participating District	Total in Attendance
Abbeville	1
Anderson 4	1
Clarendon 1	1
Greenwood 52	1
Newbery	1
Orangeburg 3	1
Richland 1	1
Spartanburg 2	1
Spartanburg 3	1
Clarendon 2	2
Edgefield	2
Georgetown	2
Greenville	2
Spartanburg 7	2
Union	2
Charleston	3
Participating District	Total in Attendance
Dorchester 4	3
Saluda	3
Orangeburg 5	4
SC Public Charter	6
Spartanburg 1	6
Chester	7
TOTAL	53

Source: SCDE registration verification sign-in forms.

Professional Development to Enhance Quality of Pre-K in 2016–17

Measure to Enhance and Evaluate Program Quality: Early Language and Literacy Classroom Observation (ELLCO) Pre-K

The Office of Early Learning and Literacy provided summer sessions with two, two-day seminars in two separate regions of the state for intensive training by one of the authors of the ELLCO tool, Louisa Anastopoulos. The purpose of this professional learning opportunity was for Pre-K teachers and administrators to learn to use the research-based ELLCO tool to guide continuous quality improvements in Pre-K classrooms. The first day of each seminar introduced the conceptual framework of early literacy and provided knowledge of the purpose, structure, and intended uses of ELLCO Pre-K. Participants had the opportunity to practice using ELLCO Pre-K and to analyze videos and scenarios. The second day of each seminar was a Training of Trainers to provide district participants with information and materials needed to train others. A total of seventy district educators participated in the training. Many of those trained as ELLCO trainers have conducted additional training sessions in their districts. The SCDE CDEP Team and Literacy Specialists are using the ELLCO tool during classroom site monitoring visits and providing feedback to teachers and administrators for gathering data on the quality of programs and to drive the continuous quality improvements of Pre-K classrooms.

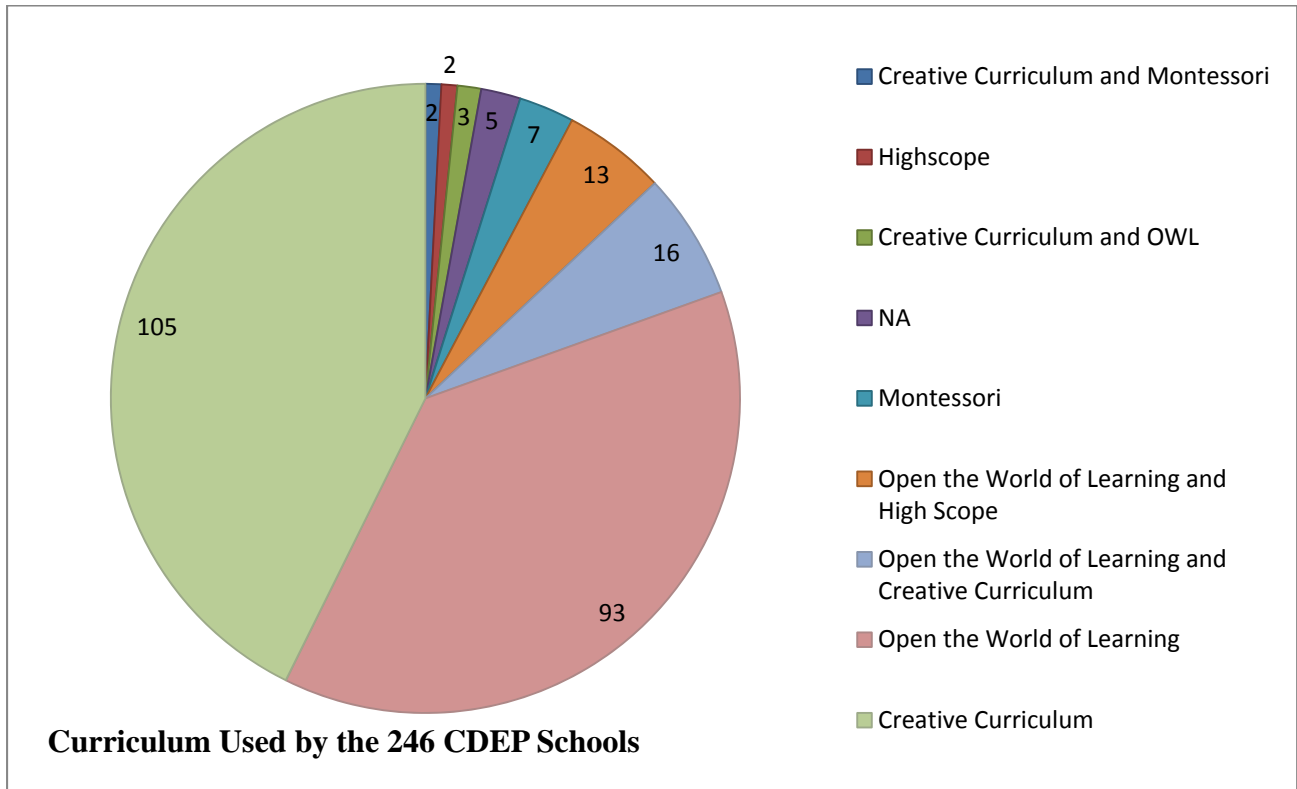
Curriculum Professional Development: Opening the World of Learning (OWL)

This professional learning session served as an introduction for teachers new to the OWL Curriculum and also served as a refresher for teachers already using this curriculum. Pre-K teachers and educators supporting 4K participated in one day sessions learning how to implement the OWL Curriculum, a research-based curriculum with intentional literacy/language building strategies. Topics of discussion included: the daily schedule, building language through multiple book readings, phonological awareness activities, assessing the classroom to insure it is literacy-rich, building literacy in centers and throughout each day. Three one-day sessions were offered, one in the summer and two in the fall, with a total of seventy-three participants. Additional regional sessions will be offered during the school year.

Curriculum Professional Development: Creative Curriculum® for Preschool

A Teaching Strategies® trainer provided professional learning for 4K teachers who are implementing The Creative Curriculum® for Preschool, which is grounded in developmentally appropriate practices. The session included instruction on planning daily opportunities to individualize instruction to meet the needs of each learner, with a particular focus on teacher-child interactions and language development. Teachers learned strategies to strengthen the quality of their programs by planning for interest areas and establishing a daily schedule that allows for intentional teaching. Three one-day sessions were offered in the summer and early fall with sixty-five in attendance. There are plans for follow-up professional learning to be scheduled during the school year as needed.

The data captured below represents the *Curriculum Used by the 246 CDEP Schools* for the 2016 school year.



Source: South Carolina Child Development Education Program Survey (2016).

CDEP Data

Appendix A, to this report, lists the SCDE CDEP program data as of October 31, 2016. The data includes district name, school name, number of 4K classrooms by school, and number of 4K children in each classroom.

Appendix B, to this report, lists the SCDE CDEP programs by district, school location, address, city, and zip code.

**Appendix A: SCDE CDEP Program Data by Years of Instruction, Funded Classrooms
Funded Children and CDEP Students Eligible**

District Name	School Name	Years Providing CDEP Instruction	Number of 4K CDEP Funded Classrooms	Number of 4K CDEP Funded Children in Each Classroom	Number of CDEP Eligible Students Enrolled as of October 21
Abbeville	Cherokee Trail Elementary	10	1	16	16
Abbeville	Diamond Hill Elementary	10	1	17	17
Abbeville	John C. Calhoun Elementary	10	1	17	17
Abbeville	Long Cane Primary	10	2	40	40
Aiken	Aiken Elementary	3	1	20	20
Aiken	Belvedere Elementary	3	1	20	20
Aiken	Busbee Corbett Elementary	3	1	20	20
Aiken	Byrd Elementary	3	1	20	20
Aiken	Clearwater Elementary	3	1	20	20
Aiken	East Aiken School of the Arts	3	1	20	20
Aiken	Gloverville Elementary	3	1	20	20
Aiken	Greendale Elementary	3	1	20	20
Aiken	Greendale and Chukker Creek Elementary	3	1	20	20
Aiken	Hammond Hill Elementary	3	1	20	20
Aiken	Horse Creek Academy	2	2	29	29
Aiken	J.D. Lever Elementary	3	1	20	20
Aiken	Jefferson Elementary	3	1	20	20
Aiken	Millbrook Elementary	3	1	20	20
Aiken	Mossy Creek Elementary	3	1	20	20
Aiken	North Aiken Elementary	3	1	20	20
Aiken	North Augusta Elementary	3	1	20	20
Aiken	Oakwood Windsor Elementary	3	1	20	20
Aiken	Redcliffe Elementary	3	1	20	20
Aiken	Ridge Spring-Monetta Elementary	3	1	20	20
Aiken	Warrenville Elementary	3	1	20	20
Allendale	Fairfax Elem	7	3	47	54
Anderson Two	Honea Path Elementary	2	3	53	53
Anderson Two	Marshall Primary	2	3	59	59
Anderson Three	Flat Rock Elementary	3	2	37	37
Anderson Three	Iva Elementary	3	2	35	35

District Name	School Name	Years Providing CDEP Instruction	Number of 4K CDEP Funded Classrooms	Number of 4K CDEP Funded Children in Each Classroom	Number of CDEP Eligible Students Enrolled as of October 21
Anderson Three	Starr Elementary	3	2	40	40
Anderson Five	Homeland Park Primary	2	3	60	60
Anderson Five	North Pointe Elementary	2	3	20	60
Anderson Five	South Fant School of Early Education	2	5	20	100
Anderson Five	West Market School of Early Education	2	7	20	140
Anderson Five	Whitehall Elementary	2	2	40	40
Bamberg One	Richard Carroll Elementary School	5	2	20	20
Bamberg Two	Denmark-Olar Elementary School	6	2	34	34
Barnwell Nineteen	Macedonia Elementary School	10+	1	20	20
Barnwell Twenty-nine	Kelly Edwards Elementary	10	1	20	20
Barnwell Forty-five	Barnwell Primary School	1.5	2	40	40
Berkeley	Berkeley Elementary School	10	3	20	60
Berkeley	Boulder Bluff Elementary	10	3	56	56
Berkeley	Cainhoy Elementary	10	1	17	17
Berkeley	Cane Bay Elementary	7	2	20	40
Berkeley	College Park Elementary	10	3	20	60
Berkeley	Cross Elementary	10	2	18	36
Berkeley	Devon Forest Elementary	10	4	79	79
Berkeley	Goose Creek Primary	10	4	20	80
Berkeley	H.E. Bonner Elementary	10	3	17	51
Berkeley	Hanahan Elementary	10	2	20	40
Berkeley	J.K. Gourdin Elementary	10	1	13	13
Berkeley	Marrington Elementary	10	4	79	79
Berkeley	Nexton Elementary	2	2	20	40
Berkeley	Philip Simmons Elementary	1	1	14	14
Berkeley	Sangaree Elementary	10	4	20	80
Berkeley	St. Stephen Elementary	10	2	20	40
Berkeley	Westview Primary School	10	5	94	94
Berkeley	Whitesville Elementary	10	2	20	40

District Name	School Name	Years Providing CDEP Instruction	Number of 4K CDEP Funded Classrooms	Number of 4K CDEP Funded Children in Each Classroom	Number of CDEP Eligible Students Enrolled as of October 21
Calhoun	Sandy Run School	4	3	48	48
Calhoun	St. Matthews K8 School	4	3	35	35
Cherokee	B. D. Lee Elementary School	0	1	19	19
Cherokee	Blacksburg Primary School	4	3	59	39
Cherokee	Corinth Elementary School	2	1	20	17
Cherokee	Goucher Elementary School	0	1	20	19
Cherokee	Grassy Pond Elementary	3	2	40	33
Cherokee	Limestone Central Elementary	3	1	20	15
Cherokee	Northwest Elementary School	2	1	20	19
Chester	Chester Park Center of Literacy Through Technology	4	3	60	60
Chester	Chester Park School of Inquiry	1	2	39	39
Chester	Chester Park School of the Arts	1	1	20	0
Chester	Great Falls Elementary	4	2	39	39
Chester	Lewisville Elementary	4	2	40	40
Chesterfield	Cheraw Primary	10	2	40	40
Chesterfield	Petersburg Primary School	10	2	40	40
Clarendon One	Summerton Early Childhood Center	2	2	20	40
Clarendon Two	Manning Early Childhood Center	10	5	88	88
Clarendon Three	Walker Gamble Elementary	10	2	33	33
Colleton	Bells Elementary School	4	2	40	39
Colleton	Black Street Early Childhood Center	4	7	139	139
Colleton	Cottageville Elementary	4	3	50	50
Colleton	Hendersonville Elementary	4	2	35	35
Darlington	Cain Elementary	3	2	40	40
Darlington	Lamar Elementary	4	2	40	40
Darlington	Pate Elementary	3	2	20	40
Darlington	Rosenwald Elementary Middle	4	1	13	13
Darlington	Southside Early Childhood	3	6	118	118
Darlington	St. John's Elementary	3	2	40	40

District Name	School Name	Years Providing CDEP Instruction	Number of 4K CDEP Funded Classrooms	Number of 4K CDEP Funded Children in Each Classroom	Number of CDEP Eligible Students Enrolled as of October 21
Dillon Three	Latta Elementary	10	7	63	63
Dillon Four	East Elementary	10	2	40	40
Dillon Four	Lake View Elementary	12	1	20	20
Dillon Four	South Elementary	10	1	20	20
Dillon Four	Stewart Heights Elementary	11	2	40	40
Dorchester Four	Clay Hill Elementary	4	1	14	14
Dorchester Four	Harleyville Elementary	4	1	15	15
Dorchester Four	Williams Memorial Elementary	3	4	79	79
Edgefield	Douglas Elementary	3	1	17	17
Edgefield	W. E. Parker Elementary	2	2	36	36
Edgefield	Johnston Elementary	2	2	37	37
Edgefield	Merriwether Elementary	3	2	40	40
Fairfield	Fairfield Elementary	3	3	51	51
Fairfield	Fairfield Magnet School for Math and Science	3	2	40	40
Fairfield	Geiger Elementary	3	2	29	33
Fairfield	Kelly Miller Elementary	3	1	20	20
Fairfield	McCrorey-Liston School of Technology	3	1	18	18
Florence One	Child Development Center at Alfred Rush	4	6	90	114
Florence One	Child Development Center at Woods Road	2	9	136	136
Florence One	Dewey L. Carter	10	3	46	46
Florence One	McLaurin Elementary	5	9	90	90
Florence One	North Vista Elementary	10	5	49	49
Florence One	Theodore Lester	10	1	23	23
Florence Two	Hannah-Pamplico Elementary/Middle School	1	4	32	32
Florence Three	JC Lynch Elementary	8	2	34	34
Florence Three	Lake City Early Childhood Center	8	4	65	65
Florence Three	Olanta Elementary	8	1	18	18
Florence Three	Scranton Elementary	8	1	20	20
Florence Four	Brockington Elementary	16	3	46	46

District Name	School Name	Years Providing CDEP Instruction	Number of 4K CDEP Funded Classrooms	Number of 4K CDEP Funded Children in Each Classroom	Number of CDEP Eligible Students Enrolled as of October 21
Florence Five	Johnsonville Elementary	10	2	40	40
Georgetown	Andrews Elementary	3	3	20	60
Georgetown	Brown's Ferry Elementary	2	1	20	20
Georgetown	Kensington Elementary	4	2	40	40
Georgetown	Maryville Elementary	3	2	39	32
Georgetown	McDonald Elementary	3	2	39	39
Georgetown	Plantersville Elementary	3	1	14	14
Georgetown	Pleasant Hill Elementary	4	2	38	32
Georgetown	Sampit Elementary	3	2	39	39
Georgetown	Waccamaw Elementary	3	2	40	40
Greenwood Fifty	Greenwood Early Childhood Center	3	12	229	229
Greenwood Fifty-One	Ware Shoals Primary	3	2	36	36
Greenwood Fifty-Two	Early Childhood Complex	2	2	40	40
Hampton One	Fennell Elementary	1	1	19	19
Hampton One	Varnville Elementary	10	4	79	79
Hampton Two	Estill Elementary	9	1	20	20
Horry	Academy of Hope Charter School	2	1	20	20
Jasper	Hardeeville Elementary	19	5	93	93
Jasper	Ridgeland Elementary	19	4	75	75
Laurens Fifty-Five	E.B. Morse Elementary	11	3	53	53
Laurens Fifty-Five	Ford Elementary School	10	3	47	47
Laurens Fifty-Five	Gray Court Owings	10	3	58	58
Laurens Fifty-Five	Hickory Tavern	8	1	20	19
Laurens Fifty-Five	Laurens Elementary	7	4	45	45
Laurens Fifty-Five	Waterloo Elementary	16	1	17	17
Laurens Fifty-Six	M.S. Bailey Child Development Center	10	3	60	60

District Name	School Name	Years Providing CDEP Instruction	Number of 4K CDEP Funded Classrooms	Number of 4K CDEP Funded Children in Each Classroom	Number of CDEP Eligible Students Enrolled as of October 21
Lee	Bishopville Primary School	10	3	41	42
Lee	Lower Lee Elementary	10	1	20	20
Lee	West Lee Elementary	10	1	20	20
Lexington Two	BC Grammar #1	2	1	20	20
Lexington Two	Davis Early Childhood Center for Technology	2	2	38	38
Lexington Two	Springdale Elementary School	2	2	40	40
Lexington Three	Batesburg Leesville Primary School	4	5	124	124
Lexington Four	Lexington 4 Early Childhood Center	7	28	228	228
Marion	Easterling Primary	10+	5	90	90
Marion	Britton's Neck Elementary	10+	2	25	24
Marion	Mullins Early Childhood Center	10	4	71	70
Marlboro	Bennettsville Primary	3	3	44	44
Marlboro	Blenheim Elementary/Middle	3	1	12	12
Marlboro	Clio Elementary/Middle	3	1	14	14
Marlboro	McCull Elementary/Middle	3	2	33	33
Marlboro	Wallace Elementary/Middle	3	2	32	32
McCormick	McCormick Elementary	10	1	18	18
Newberry	Boundary Street Elementary	4	1	20	20
Newberry	Gallman	3	1	20	20
Newberry	Little Mountain Elementary	1+	1	20	20
Newberry	Newberry Elementary	3	1	20	20
Newberry	Pomaria-Garmany Elementary	4	1	20	17
Newberry	Prosperity-Rikard Elementary	3	1	19	19
Newberry	Reuben Elementary	2	1	13	13
Newberry	Whitmire Community	3	1	18	18
Oconee	Blue Ridge Elementary	3	2	38	38
Oconee	Fair Oak Elementary School	3	2	40	40
Oconee	James M Brown Elementary School	3	3	48	48
Oconee	Keowee Elementary School	3	1	20	20
Oconee	Northside Elementary School	3	2	36	36

District Name	School Name	Years Providing CDEP Instruction	Number of 4K CDEP Funded Classrooms	Number of 4K CDEP Funded Children in Each Classroom	Number of CDEP Eligible Students Enrolled as of October 21
Oconee	Orchard Park Elementary School	3	1	20	20
Oconee	Ravenel Elementary School	3	2	40	40
Oconee	Tamassee Salem Elementary	3	1	16	16
Oconee	Walhalla Elementary	2	1	20	20
Oconee	Westminster Elementary	3	2	32	32
Orangeburg Three	Ellore Elementary	10+	2	34	34
Orangeburg Three	Holly Hill Elementary	10	2	39	39
Orangeburg Three	St. James-Gaillard Elementary	27	2	32	32
Orangeburg Three	Vance Providence Elementary	10+	1	20	20
Orangeburg Four	Edisto Primary	12	6	110	109
Orangeburg Four	Hunter-Kinard-Tyler Elementary	10	1	20	20
Orangeburg Four	Lockett Elementary	10	2	9	8
Orangeburg Five	Bethune-Bowman Elementary	11	2	38	38
Orangeburg Five	Brookdale Elementary	11	1	19	19
Orangeburg Five	Dover Elementary	10	2	30	30
Orangeburg Five	Marshall Elementary	14	4	79	77
Orangeburg Five	Mellichamp Elementary	10	2	40	40
Orangeburg Five	Rivelon Elementary	20	1	19	19
Orangeburg Five	Sheridan Elementary	10	3	49	49
Orangeburg Five	Whittaker Elementary	10	3	54	54
Richland One	A.C. Moore Elementary	3	2	34	34
Richland One	Arden Elementary	3	2	34	31

District Name	School Name	Years Providing CDEP Instruction	Number of 4K CDEP Funded Classrooms	Number of 4K CDEP Funded Children in Each Classroom	Number of CDEP Eligible Students Enrolled as of October 21
Richland One	Burton Pack Elementary	2	3	51	50
Richland One	Carolina School for Inquiry	4	2	33	23
Richland One	Forest Heights Elementary	2	3	51	50
Richland One	Gadsden Elementary	3	1	17	10
Richland One	H.B. Rhame Elementary	2	2	34	34
Richland One	Hopkins Elementary	3	2	34	30
Richland One	J.P. Thomas Elementary	3	2	34	32
Richland One	Mill Creek Elementary	2	2	34	34
Richland One	South Kilbourne Elementary	3	3	51	51
Richland One	Watkins Nance Elementary	3	3	51	49
Saluda	Hollywood Elementary	8	1	20	20
Saluda	Saluda Primary	7	2	40	40
Spartanburg Three	Cannons Elementary	3	1	20	20
Spartanburg Three	Clifdale Elementary	3	2	40	40
Spartanburg Three	Cowpens Elementary	3	2	40	40
Spartanburg Three	Pacolet Elementary	3	1	20	20
Spartanburg Four	Woodruff Primary	3	8	157	106
Spartanburg Six	Anderson Mill Elementary School	0	1	15	15
Spartanburg Six	Child Development Center	2	11	170	170
Spartanburg Six	Fairforest Elementary School	0	1	17	17
Spartanburg Six	Jesse S. Bobo Elementary	2	2	39	39
Spartanburg Six	Pauline-Glenn Springs Elementary	0	1	20	20
Spartanburg Six	Roebuck Elementary	0	1	16	16
Spartanburg Six	West View Elementary	0	1	18	18
Spartanburg Six	Woodland Heights Elementary	0	1	20	20
Spartanburg Seven	Cleveland Academy of Leadership	4	3	58	58
Spartanburg Seven	Meeting Street Academy	0	2	45	45

District Name	School Name	Years Providing CDEP Instruction	Number of 4K CDEP Funded Classrooms	Number of 4K CDEP Funded Children in Each Classroom	Number of CDEP Eligible Students Enrolled as of October 21
Spartanburg Seven	The Early Learning Center at Park Hills	3	8	61	60
Sumter	Alice Drive Elementary	2	1	20	20
Sumter	Cherryvale Elementary	3	2	39	39
Sumter	Crosswell Drive Elementary	3	2	37	37
Sumter	F. J. DeLaine	3	1	19	19
Sumter	Kingsbury Elementary	4	2	40	40
Sumter	Lemira Elementary	3	2	27	27
Sumter	Manchester	3	2	37	37
Sumter	Millwood Elementary	3	2	39	39
Sumter	Oakland Primary	3	6	91	91
Sumter	Pocalla Springs Elementary	3	5	81	81
Sumter	R.E. Davis Elementary	3	2	27	27
Sumter	Rafting Creek Elementary	3	1	14	14
Sumter	Wilder Elementary	3	2	40	40
Sumter	Willow Drive Elementary	3	2	40	40
Williamsburg	Anderson Primary	9	3	42	42
Williamsburg	D.P. Cooper Charter	9	2	30	30
Williamsburg	Greeleyville Elementary	9	1	14	0
Williamsburg	Hemingway Elementary	9	3	49	49
York One	Cotton Belt Elementary	2	2	39	39
York One	Harold c. Johnson Elementary	3	2	40	40
York One	Hickory Grove Sharon Elementary	3	1	19	19
York One	Hunter Street	3	2	40	40
York One	Jefferson Elementary	3	2	40	40

Source of data: South Carolina Child Development Education Program Survey, 2016.

Appendix B: SCDE CDEP Program Data Including Districts, Schools, Address, City and Zip Code

District Name	School Name	Street Address	City	Zip	DSS License Number
Abbeville	Cherokee Trail Elementary	6219 Highway 184 East	Donalds	29638	18479
Abbeville	Diamond Hill Elementary	104 Lake Secession Road	Abbeville	29620	18481
Abbeville	John C. Calhoun Elementary	750 North Calhoun Shores Parkway	Calhoun Falls	29628	18480
Abbeville	Long Cane Primary	815 East Greenwood Street	Abbeville	29620	929
Aiken	Aiken Elementary	2050 Pine Log Road	Aiken	29803	23975
Aiken	Belvedere Elementary	201 Rhomboid Place	Belvedere	29841	23936
Aiken	Busbee Corbett Elementary Middle	10 A.L. Corbett Circle	Wagener	29164	23950
Aiken	Byrd Elementary	1225 Weldon Way	Graniteville	29829	23940
Aiken	Clearwater Elementary	4552 Augusta Road	Clearwater	29822	23914
Aiken	East Aiken School of the Arts	223 Old Wagener Road	Aiken	29801	23938
Aiken	Gloverville Elementary	114 Gloria Rush Circle	Gloverville	29828	23961
Aiken	Greendale Elementary	505 South Boundary Avenue	New Ellenton	29809	23962
Aiken	Greendale and Chukker Creek Elementary	505 South Boundary Avenue	New Ellenton	29809	23962
Aiken	Hammond Hill Elementary	901 West Woodlawn Avenue	North Augusta	29841	23912
Aiken	Horse Creek Academy	1200 Toolebeck Road	Aiken	29803	24238
Aiken	J.D. Lever Elementary	2404 Columbia Highway	Aiken	29805	23939
Aiken	Jefferson Elementary	170 Flint Drive	Warrenville	29851	23919
Aiken	Millbrook Elementary	255 East Pine Log Road	Aiken	29803	23916
Aiken	Mossy Creek Elementary	421 West Five Notch Road	North Augusta	29841	23960
Aiken	North Aiken Elementary	100 Bears Rock Road	Aiken	29801	23963

District Name	School Name	Street Address	City	Zip	DSS License Number
Aiken	North Augusta Elementary	400 East Spring Grove Avenue	North Augusta	29841	23920
Aiken	Oakwood Windsor Elementary	3773 Charleston Highway	Aiken	29801	24027
Aiken	Redcliffe Elementary	22 Double Springs Road	Aiken	29803	23937
Aiken	Ridge Spring-Monetta Elementary	422 Hazzard Circle	Ridge Spring	29129	23911
Aiken	Warrenville Elementary	569 Howlandville Road	Warrenville	29851	23915
Allendale	Fairfax Elem	734 14th Street	Fairfax	29827	18405
Anderson Two	Honea Path Elementary	107 Brock Avenue	Honea Path	29654	24113
Anderson Two	Marshall Primary	218 Bannister Street	Belton	29654	24114
Anderson Three	Flat Rock Elementary	115 Thompson Road	Anderson	29624	23801
Anderson Three	Iva Elementary	803 Antreville Highway	Iva	29655	23802
Anderson Three	Starr Elementary	400 Professor Brown Lane	Starr	29684	23800
Anderson Five	Homeland Park Primary	3519 Wilmont Street	Anderson	29624	24120
Anderson Five	North Pointe Elementary	3325 Highway 81 North	Anderson	29621	24119
Anderson Five	South Fant School of Early Education	1700 South Fant Street	Anderson	29624	928
Anderson Five	West Market School of Early Education	1909 Dobbins Bridge Road	Anderson	29626	21711
Anderson Five	Whitehall Elementary	702 Whitehall Road	Anderson	29625	24121
Bamberg One	Richard Carroll Elementary School	1980 Main Highway	Bamberg	29003	23299
Bamberg Two	Denmark-Olar Elementary School	1459 Solomon Blatt Boulevard	Denmark	29042	21565
Barnwell Nineteen	Macedonia Elementary School	Post Office Box 246	Blackville	29817	21125
Barnwell Twenty-nine	Kelly Edwards Elementary	1071 Elko Street	Williston	29826	21230
Barnwell Forty-five	Barnwell Primary School	734 Hagood Avenue	Barnwell	29812	24265
Berkeley	Berkeley Elementary School	715 Highway 6	Moncks Corner	29461	890

District Name	School Name	Street Address	City	Zip	DSS License Number
Berkeley	Boulder Bluff Elementary	400 Judy Drive	Goose Creek	29445	18133
Berkeley	Cainhoy Elementary	2424 Cainhoy Road	Huger	29450	18427
Berkeley	Cane Bay Elementary	1247 Cane Bay Boulevard	Summerville	29486	22371
Berkeley	College Park Elementary	100 Davidson Drive	Ladson	29456	21398
Berkeley	Cross Elementary	1325 Ranger Drive	Cross	29436	18064
Berkeley	Devon Forest Elementary	1127 Dorothy Street	Goose Creek	29445	21643
Berkeley	Goose Creek Primary	200 Foster Creek Road	Goose Creek	29445	18424
Berkeley	H.E. Bonner Elementary	171 Macedonia Foxes Circle	Moncks Corner	29461	21341
Berkeley	Hanahan Elementary	4000 Mabeline C62Rd	Hanahan	29410	21489
Berkeley	J.K. Gourdin Elementary	1649 Highway 45	Pineville	29468	909
Berkeley	Marrington Elementary	101 Gearing St	Goose Creek	29445	21509
Berkeley	Nexton Elementary	200 Scholar Way	Summerville	29483	24165
Berkeley	Philip Simmons Elementary	2095 Seven Sticks Drive	Wando	29492	39513
Berkeley	Sangaree Elementary	1460 Royle Rd	Summerville	29486	21582
Berkeley	St. Stephen Elementary	1053 Russellville Rd	St. Stephen	29479	18426
Berkeley	Westview Primary School	98 Westview Blvd	Goose Creek	29445	21641
Berkeley	Whitesville Elementary	324 Gaillard Rd	Moncks Corner	29461	954
Calhoun	Sandy Run School	450 Old Swamp Road	Swansea	29160	23523
Calhoun	St. Matthews K8 School	135 Saints Avenue	St. Matthews	29135	23522
Cherokee	B. D. Lee Elementary School	401 Overbrook Drive	Gaffney	29341	39494
Cherokee	Blacksburg Primary School	1010 E. Cherokee Street	Blacksburg	20702	23579
Cherokee	Corinth Elementary School	128 Corinth Road	Gaffney	29340	24131
Cherokee	Goucher Elementary School	604 Goucher School Road	Gaffney	29340	39495
Cherokee	Grassy Pond Elementary School	1146 Boiling Springs Highway	Gaffney	29341	25376
Cherokee	Limestone Central Elementary	727 Pacolet Highway	Gaffney	29341	23593

District Name	School Name	Street Address	City	Zip	DSS License Number
Cherokee	Northwest Elementary School	840 Green River Road	Gaffney	29341	24310
Chester	Chester Park Center of Literacy Through Technology	835 B Lancaster Highway	Chester	29706	23606
Chester	Chester Park School of Inquiry	835 C Lancaster Highway	Chester	29706	Pending
Chester	Chester Park School of the Arts	835 A Lancaster Highway	Chester	29706	Pending
Chester	Great Falls Elementary	301 Dearborn Street	Great Falls	29055	23608
Chester	Lewisville Elementary	4006 Lewisville High School Road	Richburg	29729	23607
Chesterfield	Cheraw Primary	321 High Street	Cheraw	29520	21205
Chesterfield	Petersburg Primary School	326 North Arnold Street	Pageland	29728	21204
Clarendon One	Summerton Early Childhood Center	8 South Church Street	Summerton	29148	21448
Clarendon Two	Manning Early Childhood Center	2759 Raccoon Road	Manning	29102	944
Clarendon Three	Walker Gamble Elementary	2358 Walker Gamble Road	New Zion	29111	21166
Colleton	Bells Elementary School	12088 Bells Highway	Ruffin	29475	23527
Colleton	Black Street Early Childhood Center	256 Smith Street	Walterboro	29488	23536
Colleton	Cottageville Elementary	648 Peirce Road	Cottageville	29435	23534
Colleton	Hendersonville Elementary School	6089 Hendersonville Highway	Walterboro	29488	23537
Darlington	Cain Elementary	607 First Street	Darlington	29532	36099
Darlington	Lamar Elementary	214 North Darlington Street	Lamar	29069	23518
Darlington	Pate Elementary	1010 Indian Branch Road	Darlington	29532	24009
Darlington	Rosenwald Elementary Middle	508 Church Street	Society Hill	29593	23521
Darlington	Southside Early Childhood Center	1615 Blanding Drive	Hartsville	29550	36098
Darlington	St. John's Elementary	St. John's Elementary School	Darlington	29532	23526
Dillon Three	Latta Elementary	300 Viking Drive	Latta	29565	23978
Dillon Four	East Elementary	901 East Harrison Street	Dillon	29536	18615

District Name	School Name	Street Address	City	Zip	DSS License Number
Dillon Four	Lake View Elementary	Post Office Box 685	Lake View	29563	18544
Dillon Four	South Elementary	900 Patriot Street	Dillon	29536	18626
Dillon Four	Stewart Heights Elementary	1001 West Calhoun Street	Dillon	29536	18457
Dorchester Four	Clay Hill Elementary	387 South Railroad Avenue	Ridgeville	29472	23580
Dorchester Four	Harleyville Elementary	1650 East Main Street	Dorchester	29437	23586
Dorchester Four	Williams Memorial Elementary	290 South Metts Street	St. George	29477	23581
Edgefield	Douglas Elementary	215 Samuel E. Diggs Road	Trenton	29847	23882
Edgefield	W. E. Parker Elementary	41 Crest Road	Edgefield	29824	23855
Edgefield	Johnston Elementary	514 Lee Street	Johnston	29138	Pending
Edgefield	Merriwether Elementary	565 Spring Haven Drive	North Augusta	29860	N/A
Fairfield	Fairfield Elementary	175 Medley Road	Winnsboro	29180	23582
Fairfield	Fairfield Magnet School for Math and Science	1647 US Highway 321 Bypass North	Winnsboro	29180	23609
Fairfield	Geiger Elementary	150 TM Cook Lane	Ridgeway	29130	34497
Fairfield	Kelly Miller Elementary	255 Kelly Miller Road	Winnsboro	29180	23600
Fairfield	McCrorey-Liston School of Technology	1978 State Hwy 215 South	Blair	29015	23590
Florence One	Child Development Center at Alfred Rush	1201 E. Ashby Road	Florence	29506	23520
Florence One	Child Development Center at Woods Road	1400 Woods Road	Florence	29501	24147
Florence One	Dewey L. Carter	4937 South Irby Street	Florence	29541	21454
Florence One	McLaurin Elementary	1400 McMillan Lane	Florence	29506	24034
Florence One	North Vista Elementary	1100 North Irby Street	Florence	29506	21713
Florence One	Theodore Lester	3501 East Palmetto Street	Florence	29506	21727
Florence Two	Hannah-Pamplico Elementary/Middle School	2131 South Pamplico Highway	Pamplico	29583	24348
Florence Three	JC Lynch Elementary	124 Hicks Road	Coward	29530	21070
Florence Three	Lake City Early Childhood	906 North	Lake City	29560	21539

District Name	School Name	Street Address	City	Zip	DSS License Number
	Center	Matthews Road			
Florence Three	Olanta Elementary	Post Office Box 628	Olanta	29114	21970
Florence Three	Scranton Elementary	1649 US Highway 52	Scranton	29591	21963
Florence Four	Brockington Elementary	304 Kemper Street	Timmonsville	29161	18616
Florence Five	Johnsonville Elementary	160 East Marion Street	Johnsonville	29555	18552
Georgetown	Andrews Elementary	13072 County Line Road	Andrews	29440	24150
Georgetown	Brown's Ferry Elementary	7292 Brown's Ferry Road	Georgetown	29440	24099
Georgetown	Kensington Elementary	86 Kensington Boulevard	Georgetown	29440	34543
Georgetown	Maryville Elementary	2125 Poplar Street	Georgetown	29440	23565
Georgetown	McDonald Elementary	532 McDonald Elementary	Georgetown	29576	24089
Georgetown	Plantersville Elementary	1668 Exodus Drive	Georgetown	29440	36237
Georgetown	Pleasant Hill Elementary	127 Schoolhouse Drive	Hemingway	29554	34579
Georgetown	Sampit Elementary	69 Woodland Avenue	Georgetown	29440	23559
Georgetown	Waccamaw Elementary	1364 Waverly road	Pawleys Island	29585	N/A
Greenwood Fifty	Greenwood Early Childhood Center	1125 E. Cambridge Avenue	Greenwood	29646	23839
Greenwood Fifty-One	Ware Shoals Primary	15269 Indian Mound Road	Ware Shoals	29692	34545
Greenwood Fifty-Two	Early Childhood Complex	121 S Cambridge Street	Ninety Six	29666	37688
Hampton One	Fennell Elementary	131 Yemassee Highway	Yemassee	29945	24380
Hampton One	Varnville Elementary	395 East Pine Street	Varnville	29944	933
Hampton Two	Estill Elementary	636 4th Street	Estill	29918	18425
Horry	Academy of Hope Charter School	3521 Juniper Bay Road	Conway	29527	23917
Jasper	Hardeeville Elementary	150 Hurricane Alley	Hardeeville	29927	17986
Jasper	Ridgeland Elementary	250 Jaguar Trail	Ridgeland	29936	18458

District Name	School Name	Street Address	City	Zip	DSS License Number
Laurens Fifty-Five	E.B. Morse Elementary	200 Parkview Drive	Laurens	29360	920090
Laurens Fifty-Five	Ford Elementary School	601 Lucas Avenue	Laurens	29360	891
Laurens Fifty-Five	Gray Court Owings	9210 Highway 14	Gray Court	29645	21515
Laurens Fifty-Five	Hickory Tavern	163 Neely Ferry Road	Gray Court	29654	21059
Laurens Fifty-Five	Laurens Elementary	301 Henry Street	Laurens	29360	22100
Laurens Fifty-Five	Waterloo Elementary	10457 Hwy 221 S	Waterloo	29384	21057
Laurens Fifty-Six	M.S. Bailey Child Development Center	625 Elizabeth Street	Clinton	29325	940
Lee	Bishopville Primary School	321 Roland Street	Bishopville	29010	24352
Lee	Lower Lee Elementary	5142 St. Charles Highway	Mayesville	29104	18476
Lee	West Lee Elementary	55 West Lee School Road	Rembert	29128	18485
Lexington Two	BC Grammar #1	114 Hook Avenue	West Columbia	29169	23943
Lexington Two	Davis Early Childhood Center for Technology	2305 Frink Street	Cayce	29033	24314
Lexington Two	Springdale Elementary School	361 Watling Road	West Columbia	29170	23942
Lexington Three	Batesburg Leesville Primary School	800 Summerland Avenue	Batesburg	29006	23568
Lexington Four	Lexington 4 Early Childhood Center	135 Lewis Rast Road	Swansea	29160	22810
Marion	Easterling Primary	600 East Northside Avenue	Marion	29571	21332
Marion	Britton's Neck Elementary	223 Gresham Road	Gresham	29546	22780
Marion	Mullins Early Childhood Center	111 Academy Street	Mullins	29574	18494
Marlboro	Bennettsville Primary	301 Jefferson Street	Bennettsville	29512	23209
Marlboro	Blenheim Elementary/Middle	143 Highland Street	Blenheim	29516	24016
Marlboro	Clio Elementary/Middle	2635 Highway 9 East	Clio	29512	24017
Marlboro	McColl Elementary/Middle	700 North Main	McColl	29570	24013

District Name	School Name	Street Address	City	Zip	DSS License Number
		Street			
Marlboro	Wallace Elementary/Middle	3643 Highway 9 West	Wallace	29596	24021
McCormick	McCormick Elementary	6977 Highway 28S	McCormick	29835	21453
Newberry	Boundary Street Elementary	1406 Boundary Street	Newberry	29108	23532
Newberry	Gallman	255 Hawkins Road	Newberry	29108	23524
Newberry	Little Mountain Elementary	692 Mill Street	Little Mountain	29075	24388
Newberry	Newberry Elementary	1829 Nance Street	Newberry	29108	23525
Newberry	Pomaria-Garmany Elementary	7288 US 176	Pomaria	29178	23531
Newberry	Prosperity-Rikard Elementary	381 South Wheeler Avenue	Prosperity	29127	23881
Newberry	Reuben Elementary	3605 Spearman Road	Newberry	29108	23906
Newberry	Whitmire Community	2597 Highway 66	Whitmire	29178	23889
Oconee	Blue Ridge Elementary	995 South Oak Street	Seneca	29678	23926
Oconee	Fair Oak Elementary School	1964 Oakway Road	Westminster	29693	23924
Oconee	James M Brown Elementary School	225 Coffee Road	Walhalla	29691	23921
Oconee	Keowee Elementary School	7051 Keowee School Road	Seneca	29672	23970
Oconee	Northside Elementary School	710 North Townville Street	Seneca	29678	23984
Oconee	Orchard Park Elementary School	600 Toccoa Highway	Westminster	29693	23969
Oconee	Ravenel Elementary School	150 Ravenel School Road	Seneca	29678	23923
Oconee	Tamassee Salem Elementary	9950 North Highway 11	Tamassee	29686	23922
Oconee	Walhalla Elementary	508 Fowler Road	Walhalla	29691	24232
Oconee	Westminster Elementary	206 Hamilton Street	Westminster	29693	23925
Orangeburg Three	Ellore Elementary	200 Warrior Drive	Ellore	29047	N/A
Orangeburg Three	Holly Hill Elementary	1490 Brant Avenue	Holly Hill	29059	18536
Orangeburg Three	St. James-Gaillard Elementary	1555 Gardensgate Road	Eutawville	29048	18482

District Name	School Name	Street Address	City	Zip	DSS License Number
Orangeburg Three	Vance Providence Elementary	633 Camden Road	Vance	29163	18472
Orangeburg Four	Edisto Primary	3239 Cordova Road	Cordova	29039	18551
Orangeburg Four	Hunter-Kinard-Tyler Elementary	7066 Norway Rd	Neeses	29107	18568
Orangeburg Four	Lockett Elementary	1349 Dorange Road	Bramchville	29432	18567
Orangeburg Five	Bethune-Bowman Elementary	4857 Charleston Highway	Rowesville	29133	18478
Orangeburg Five	Brookdale Elementary	394 Brookdale Drive	Orangeburg	29115	18484
Orangeburg Five	Dover Elementary	1411 Bedford Avenue	North	29112	18532
Orangeburg Five	Marshall Elementary	1441 Marshall Street	Orangeburg	29118	18537
Orangeburg Five	Mellichamp Elementary	350 Murray Road	Orangeburg	29115	18513
Orangeburg Five	Rivelon Elementary	350 Thomas Ecklund Circle	Orangeburg	29115	18509
Orangeburg Five	Sheridan Elementary	1139 Hillsboro Road	Orangeburg	29115	18512
Orangeburg Five	Whittaker Elementary	790 Whittaker Parkway	Orangeburg	29115	18510
Richland One	A.C. Moore Elementary	333 Etiwan Avenue	Columbia	29205	23541
Richland One	Arden Elementary	1300 Ashley Street	Columbia	29203	23539
Richland One	Burton Pack Elementary	111 Garden Drive	Columbia	29204	23967
Richland One	Carolina School for Inquiry	7405-A Fairfield Road	Columbia	29203	23519
Richland One	Forest Heights Elementary	2500 Blue Ridge Terrace	Columbia	29203	23964
Richland One	Gadsden Elementary	1660 South Goodwin Circle	Gadsden	29052	23533
Richland One	H.B. Rhame Elementary	1300 Arrowwood Road	Columbia	29210	23965
Richland One	Hopkins Elementary	6120 Cabin Creek Road	Hopkins	29061	23561
Richland One	J.P. Thomas Elementary	6001 Weston Avenue	Columbia	29203	23597
Richland One	Mill Creek Elementary	925 Universal Drive	Columbia	29209	23966

District Name	School Name	Street Address	City	Zip	DSS License Number
Richland One	South Kilbourne Elementary	1400 South Kilbourne Road	Columbia	29205	23540
Richland One	Watkins Nance Elementary	2525 Barhamville Road	Columbia	29204	23564
Saluda	Hollywood Elementary	1261 Hollywood Road	Saluda	29138	22652
Saluda	Saluda Primary School	200 Matthews Drive	Saluda	29138	22609
Spartanburg Three	Cannons	Cannons Camp Grond	Spartanburg	29307	N/A
Spartanburg Three	Clifdale Elementary	451 Heritage Hills Drive	Spartanburg	29307	N/A
Spartanburg Three	Cowpens Elementary	341 Foster Street	Cowpens	29330	N/A
Spartanburg Three	Pacolet Elementary	150 Foster Street	Pacolet	29372	N/A
Spartanburg Four	Woodruff Primary	200 Lucy P. Edwards Road	Woodruff	29388	846
Spartanburg Six	Anderson Mill Elementary School	1845 Old Anderson Mill Road	Moore	29369	Pending
Spartanburg Six	Child Development Center	3050 North Blackstock Road	Spartanburg	29301	23941
Spartanburg Six	Fairforest Elementary School	1005 Mt. Zion Road	Spartanburg	29303	Pending
Spartanburg Six	Jesse S. Bobo Elementary	495 Powell Mill Road	Spartanburg	29301	23931
Spartanburg Six	Pauline-Glenn Springs Elementary	2957 Highway 56	Pauline	29374	N/A
Spartanburg Six	Roebuck Elementary	2401 East Blackstock Road	Roebuck	29376	Pending
Spartanburg Six	West View Elementary	400 Oak Grove Road	Spartanburg	29306	Pending
Spartanburg Six	Woodland Heights Elementary	1216 John B White, Sr Boulevard	Spartanburg	29306	Pending
Spartanburg Seven	Cleveland Academy of Leadership	151 Franklin Street	Spartanburg	29301	23603
Spartanburg Seven	Meeting Street Academy	201 East Broad Street Suite 110	Spartanburg	29306	23195
Spartanburg Seven	The Early Learning Center at Park Hills	301 Crescent Avenue	Spartanburg	29306	23605

District Name	School Name	Street Address	City	Zip	DSS License Number
Sumter	Alice Drive Elementary	251 Alice Drive	Sumter	29150	23900
Sumter	Cherryvale Elementary	1420 Furman Drive	Sumter	29154	23614
Sumter	Crosswell Drive Elementary	301 Crosswell Drive	Sumter	29150	23904
Sumter	F. J. DeLaine	5355 Cane Savannah Road	Wedgefield	29168	23615
Sumter	Kingsbury Elementary	825 Kingsbury Road	Sumter	29154	23730
Sumter	Lemira Elementary	952 Fulton Street	Sumter	29153	N/A
Sumter	Manchester	200 West Clark Street	Pinewood	29150	23732
Sumter	Millwood Elementary	24 Pinewood Road	Sumter	29150	23901
Sumter	Oakland Primary	5415 Oakland Drive	Sumter	29154	23987
Sumter	Pocalla Springs Elementary	2060 Bethel Church Road	Sumter	29154	23899
Sumter	R.E. Davis Elementary	345 Eastern School Road	Sumter	29150	23616
Sumter	Rafting Creek Elementary	4100 Highway 261 North	Rembert	29128	23902
Sumter	Wilder Elementary	975 South Main Street	Sumter	29154	23618
Sumter	Willow Drive Elementary	26 Willow Drive	Sumter	29150	23731
Williamsburg	Anderson Primary	500 Lexington Avenue	Kingstree	29556	18658
Williamsburg	D.P. Cooper Charter	4568 Seaboard Road	Salters	29590	21581
Williamsburg	Greeleyville Elementary	7 Varner Avenue	Greeleyville	29056	21314
Williamsburg	Hemingway Elementary	160 Baxley Road	Hemingway	29554	22128
York One	Cotton Belt Elementary	1176 Black Highway	York	29745	23865
York One	Harold c. Johnson Elementary	400 East Jefferson Street	York	29745	23875
York One	Hickory Grove Sharon Elementary	4901 Hickory Grove Road	Hickory Grove	29717	23874
York One	Hunter Street	1100 Hunter Street	York	29745	23870
York One	Jefferson Elementary	1543 Chester Highway	York	29745	N/A

Source of data: South Carolina Child Development Education Program Survey, 2016.

Appendix C: Proviso 1A.68 (SDE-EIA: 4K Early Literacy Competencies Assessments)

Of the funds carried forward from the full-day 4K program from the previous fiscal year, the Department of Education is authorized to expend up to \$800,000 on assessments and professional development to analyze the early literacy competencies of children in publicly funded prekindergarten. The department shall manage the administration of assessments that analyze the early literacy and language development of children in publicly funded prekindergarten as done in the prior fiscal year. Each school district and private provider participating in a publicly funded prekindergarten program will administer one of the formative assessments selected by the department to each child eligible for and enrolled in a publicly funded prekindergarten program during the first forty-five days of the school year and during the last forty-five days of the school year. Accommodations that do not invalidate the results of these assessments must be provided in the manner set forth by the students Individualized Education Program or 504 Accommodations Plan. The department will provide the assessment data to the Education Oversight Committee. The results of the assessment and the developmental intervention strategies recommended or services needed to address the child's identified needs must also be provided, in writing, to the parent or guardian. The assessment may not be used to deny a student to admission to prekindergarten.

Furthermore, \$2,000,000 of the funds appropriated for half-day programs for four-year-olds and funds carried forward from assessment must be expended by the Department of Education to administer the Developmental Reading Assessment 2nd Edition PLUS to implement the progress monitoring system required by the Read to Succeed Act of 2014 and to evaluate the early literacy and language competencies of each child entering kindergarten in the public schools. The assessment of kindergarten students must be administered at a minimum of once during the first forty-five days of the school year and once during the last forty-five days of the school year with the results collected by the department. The results of the assessments and the developmental intervention strategies recommended or services needed to address each child's identified needs must also be provided, in writing, to the parent or guardian. The assessment may not be used to deny a student admission to kindergarten. Accommodations that do not invalidate the results of these assessments must be provided in the manner set forth by the students Individualized Education Program or 504 Accommodations Plan. Districts are given the option of designating up to two days of the one hundred eighty day school calendar to administer the assessment to kindergarten students. The department will also provide the results of the assessment of kindergarten students to the Education Oversight Committee. With available funds, the department will also provide or secure training for appropriate educators in how to administer the assessment. In addition the department may pilot in kindergarten classes one or more comprehensive readiness assessments that address the other domains in numeracy, approaches to learning, social and emotional development, and physical well-being in the current school year.

References

Ho, C. (2011). Achieving Excellence through Continuing Professional Development: A CPD Framework for Early Childhood Educators. Retrieved from https://www.childcarelink.gov.sg/ccls/uploads/CPD_Guide_5_FA.pdf

Read to Succeed Act, Bill 3994. (2013–2014). South Carolina Legislature Online. http://www.scstatehouse.gov/sess120_2013-2014/bills/3994.htm

South Carolina Department of Education. State Reading Plan. 2016 http://ed.sc.gov/scdoe/assets/File/instruction/read-to-succeed/SC_State_Reading_Plan_2015-06-10_Final.pdf