

STATE OF SOUTH CAROLINA

DEPARTMENT OF EDUCATION



Student Information System
Data Entry Manual

Office of Research and Data Analysis

December 10, 2024

Contents

Contents	2
Version Changes	5
Introduction.....	6
Using this Document.....	6
Attendance	7
Attendance Codes	7
Attendance Code Categories.....	8
Attendance Conversions	9
Full-Time Equivalencies (FTE)	10
Calendar	11
Bell Schedules.....	11
New Bell Schedule.....	11
Edit Bell Schedule Item	12
Calendar Setup	12
District Information	14
Demographics	16
Historical Grades	20
Credit Type	20
Individualized Graduation Plan (IGP) Success Planner	23
Incident Management.....	26
Other Information	29
Scheduling.....	30
Courses.....	30
Edit Course.....	32
Add a New Course	36
Cycle Days	39
Edit Cycle Day	39
Sections	41
Instruction Type Table	47
Years and Terms	48
Edit School Year	48
Edit Term	49
Student Scheduling Setup	51
Schools / School Information.....	53

South Carolina State Information	55
Career and Technical Education (CTE)	58
Early Childhood	63
EFA/EIA Classification Information	67
EFA and EIA Initialization	67
EFA Code Entry and EFA History	67
EIA Code Entry and EIA History	69
High Achieving Code Entry and High Achieving History	71
Add On Weightings and Add On Weightings History	73
Standardized Test Performance Level and History	76
Multilingual Learner Program (MLP)	78
Homeless Student Information	84
Privacy and Security	86
Precode	88
Read to Succeed	92
South Carolina Student Information	96
Diploma Pathways Seals of Distinction:	97
SC Seal of Biliteracy:	98
Medicaid:	98
Migrant:	99
No-Show Reason:	99
Postgraduate Student Email:	99
U.S. School Entry Date:	99
Universal Screener:	99
English Language Proficiency (ELP) Initial Assessment Table	109
Students Not Tested on State Assessments	110
Transportation	113
Truancy	116
Work-Based Learning	117
Student Programs	126
Special Programs Table	128
Staff	135
Staff Assignments	137
Transfer Information	139

Edit Current/Previous Enrollment.....	139
Appendix A.....	142

Version Changes

Updates as of December 2024 with PS State Reporting version 24.12.3.0.

Edits were made throughout to streamline content without changing meaning.
Breadcrumbs and screenshots were updated to correspond with PowerSchool's enhanced user interface.
The 'SCDE Course Code Database' replaces the document that had been called, 'the Activity Coding System for the Student Information System' and links to the new Satchel database.
The F – Financial Literacy and EE – Biology I credit types were added.
"Note: Tracks In-Session are not currently supported by State Reporting." was removed from the calendar configuration section because tracks are now reported in EdFi. A note was also added to this section to update how users can find the total number of in-session days.
Exclude this student from Ed-Fi Publishing field and description have been added to the SC State Information section. This field is notably important for reporting data to Ed-Fi on records not active in the current school year.
Fields that had been greyed out and removed from the Early Childhood page have also been removed from this manual.
EFA and add on weighting values were removed since this information changes regularly. Contact the Office of Finance for the most current information.
Dual Credit was removed from the Add On Weightings section since it is no longer available. (It is, however, still in the PowerSchool user interface.)
The 30 Day Parent Notification field name was updated to Annual Parent/Guardian Notification Date
Added the Higher Education Opt Out field and description to the Privacy and Security section
Removed the Oth_Lang_Spoken, Oth_PrimaryLanguage, Oth_Homelang, Oth_Oral_Communic_Lang, and Oth_Written_Communic_Lang, ScholarshipOrdCode, EBL_SrvcLHrs fields – they're no longer in the UI
English language learner was updated to multilingual learner.
Work-based learning experience fields have increased from 10 to 20.
Display values for WBL CR fields were updated.
The Special Programs page is now called Student Programs.
An English Proficiency value of SSI is now a drop-down option and should be applied for any student receiving services only.
Alt ACCESS English proficiency values A1, A2, A3, and P1 have been replaced with new values AL1 and AL2

Introduction

PowerSchool (PS) is the Student Information System (SIS) the South Carolina Department of Education (SCDE) provided to school districts as the main source for maintaining student data. The SCDE Data Collection Team works with PS developers to update data fields, values, and pages for accurate reporting. School- and district-level personnel input, validate, and maintain the data, which are later transferred via district and state APIs. The submitted data are ultimately used to fulfill SC state and/or national data reporting mandates.

Additional resources and information related to the implementation of PowerSchool in South Carolina can be found on the [SCDE PowerSchool website](#).

Using this Document

The navigational breadcrumbs correspond to the PS enhanced user interface released in June 2024.

- Navigational breadcrumbs with '[Student Selection]' indicate that selecting a student is needed to continue in the navigation.
- PS pages are accessed from the district level or school level, and sometimes through both. Navigation that includes District Management is indication to operate from the district level, while School Management means to change to school level.
- Screenshots provided are from test servers with scrubbed (fake) data.

Throughout this guide, the SCDE program office name is included for each subject area for content-related questions. Please submit an e-Support request through the SCDE Member Center to report eScholar problems or other technical issues not PS-related.

Ed-Fi publishing issues should be addressed through Level Data validations first with follow-up to PowerSchool support, if needed. Email the PS case number to the Data Collection Team (PowerSchool@ed.sc.gov) when the case needs urgent attention or has been pending more than 48 hours.

Attendance

Attendance Codes

Start Page > School Management > Attendance > Attendance Codes > Edit Attendance Code
Office of Student Intervention Services

The SCDE issues standardized attendance codes for PowerSchool, which should not be modified or new codes added. Non-approved codes will be flagged as invalid. Refer to the [latest SC Attendance manual](#) for definitions. Contact the Office of Student Intervention, chronic absenteeism liaison, with questions about attendance codes.

Associated Procedures

The “Present” attendance code must be listed first with the sort order of 1. This is essential for PowerTeacher/PowerTeacher Pro gradebooks and PowerSchool attendance functions to work properly. The sort order for the remaining codes is a district decision.

Associated Documentation

The [PowerSchool Attendance Setup](#) manual governs data entry for all attendance-related pages.

Edit Attendance Code

Label	Value
Code	SC-EDSM
Description	Early Dismissal
Presence Status	<input checked="" type="radio"/> Present <input type="radio"/> Absent
Code Categories	<input checked="" type="checkbox"/> Excused (Excused) <input type="checkbox"/> Unexcused (Unexcused) <input type="checkbox"/> Out of School Suspension (Out of School Suspension) <input type="checkbox"/> Tardy (Tardy) <input type="checkbox"/> Invalid - Attendance Letters - Unexcused Absences (Invalid - Attendance Letters - Unexcused Absences) <input type="checkbox"/> Invalid - Attendance Letters - All Absences (Invalid - Attendance Letters - All Absences)
Points	0
Teacher can assign	No
This attendance code is considered in ADA calculations	<input checked="" type="checkbox"/>
This attendance code counts towards membership	<input checked="" type="checkbox"/>
Sort order for display	27

Note: The code you set up for 'Present' (usually just a blank) should be given a sort order of 1 and be listed first. This is necessary to allow PowerGrade to take attendance properly.
*Rules for assigning the single-letter code: The single-letter code should be a letter from A to Z, a digit from 0 to 9, or a blank (blank should be used to denote 'Present'). Do not use the same letter for two different attendance codes. Capitalization is not taken into account; thus "A" and "a" are equivalent.

Delete
Submit

Fields to Populate

Display Name	Table & Number	Field Name	Description	Accepted Value(s)
Code	Attendance_Code (156)	Att_Code	Attendance identifier set by school. Examples: SC-EDSM.	Refer to PowerSchool Attendance Setup

Display Name	Table & Number	Field Name	Description	Accepted Value(s)
Description	Attendance_ Code (156)	Description	Description for this attendance code (e.g., Early Dismissal)	
Presence Status	Attendance_ Code (156)	Presence_Status_CD	Select whether the attendance code should be categorized as present or absent.	Present, Absent
Code Categories	Code_entity (162)	description (where CE_Entity = att_attcodeentity)	Attendance code categories are used to group codes by classification for reporting and searching.	Excused Unexcused Out of School Suspension Tardy
Points	Attendance_ Code (156)	Course_Credit_Points	Number of attendance points received for a code	
Teacher can assign	Attendance_ Code (156)	Assignment_Filter_YN	Select whether teachers can assign this code in PowerTeacher.	Yes = 1 No = 0
Counts towards ADA	Attendance_ Code (156)	Calculate_ADA_YN	Select if this code counts towards Average Daily Attendance (ADA).	Checked = 1; Not Checked = 0
Counts towards membership	Attendance_ Code (156)	Calculate_ADM_YN	Select if this code counts towards Average Daily Membership (ADM).	Checked = 1; Not Checked = 0
Sort order for display	Attendance_ Code (156)	SortOrder	The order the attendance codes appear	

Attendance Code Categories

Start Page > School Management > Attendance > Attendance Code Categories
Office of Student Intervention Services

Attendance code categories group attendance codes for reporting and searching purposes and must be correctly entered for accuracy. The following SCDE-approved attendance code categories should not be modified or new categories added without first submitting for approval to the Office of Student Intervention Services.

Name	Code	Description	Sort
Excused	Excused	Excused	1
Unexcused	Unexcused	Unexcused	2
Out of School Suspension	OSSusp	Out of School Suspension	3
Tardy	Tardy	Tardy	4

Fields to Populate

Display Name	Table & Number	Field Name	Description	Accepted Value(s)
Name	Code_Entity (162)	External_Name	Name of attendance code category	
Code	Code_Entity (162)	CE_Code	Attendance code categories are used to group attendance codes by classification for reporting and searching purposes.	Excused, Unexcused, Out of School Suspension, Tardy
Description	Code_Entity (162)	Description	Description of the attendance code category	
Sort order for display	Code_Entity (162)		The order the attendance codes categories appear	1-30

Attendance Conversions

Start Page > School Management > Attendance > Attendance Conversions

Office of Student Intervention Services

Attendance conversions are used to calculate attendance in PowerSchool and are critical for accurate Average Daily Attendance (ADA) and chronic absenteeism reporting.

New Attendance Conversion

Option	Value
Name	<input type="text" value="SCDE Attendance"/>

Submit

Fields to Populate

Display Name	Table & Number	Field Name	Description	Accepted Values
Name	Attendance_Conversion (131)	Name	Name of the Attendance Conversion	(See the School and Program Setup Guide for PowerSchool)

Full-Time Equivalencies (FTE)

Start Page > School Management > Attendance > Full-Time Equivalencies
Office of Student Intervention Services

Full-time equivalencies (FTEs) determine the attendance value a student receives for instructional time and impact attendance and membership reports.

- The FTE code “Full Time” is required for all SC students.
- The default Attendance Conversion is “TimeDay” for the “Full Time” FTE code.

Full-Time Equivalencies (FTE)

New			
Name	Description	Def. Att. Mode	Def. Att. Conversion
Full Time		Meeting	TimeDay
Note: This list of Attendance Conversions applies to Test Middle School 1 during the 2019-2020 school year only.			

Fields to Populate

Display Name	Table & Number	Field Name	Description	Accepted Value(s)
Name	FTE (159)	Name	FTE name	Full Time
Default Attendance Mode	FTE (159)	Dflt_Att_Mode_Code	Select the attendance modes that will be used for reporting purposes.	Meeting Daily Interval
Default Attendance Conversion	FTE (159)	Dflt_Conversion_Mode_Code	Select the attendance conversion that will be used for reporting purposes.	(Blank); Percent Period to Day; Percent Time to Day; Period to Day; Time to Day
Description	FTE (159)	Description	Description of FTE code	
Default for these grades	FTE_Grade (160)	Grade_Level	Grade levels to which the FTE code applies.	

Calendar

Bell Schedules

Start Page > School Management > Scheduling > Bell Schedules
Office of Federal and State Accountability

The bell schedule is the order of in-session periods on a given day and impacts attendance and membership reports. It determines the start and end time for the day and each period during the day. Bell schedules must be assigned to an attendance conversion method to calculate attendance for the day. Attendance conversion methods in SC must be prefixed by “SCDE Attendance...” (e.g., “SCDE Attendance Half-Day”).

Only one bell schedule may be assigned to a given day. There may be different bell schedules for different days, such as:

- Regular bell schedule
- Half-day bell schedule
- Two-hour delay bell schedule

Bell Schedules			
Note: This list of bell schedules applies to Test Elementary School 4 only.			
Name	Edit Schedule	Periods	Attendance Conversion Method
Regular Schedule	Edit Schedule	4	SCDE Attendance

Fields to Populate

Display Name	Table & Number	Field Name	Description	Accepted Value(s)
Name	Bell_Schedule (133)	Name	Name for the bell schedule	
Period			Number of periods in the bell schedule.	
Attendance Conversion Method	Bell_Schedule (133)	Attendance_Conversion_ID	Select the attendance conversion method.	

New Bell Schedule

Set up a new bell schedule by providing a name and an Attendance Conversion Method. **Do not set up bell schedules until after committing the master schedule.** This will cause a master schedule to be re-committed, the bell schedules to lose reference to the scheduled periods, and attendance can't be taken.

Fields to Populate

Display Name	Table & Number	Field Name	Description	Accepted Value(s)
Attendance Conversion Method	Attendance_Conversion (131)	Name	Select the attendance conversion method.	
Name	Bell_Schedule (133)	Name	Bell schedule name	

Edit Bell Schedule Item

Clicking “Edit Schedule” displays the start and end times for each period, including duration, in each bell schedule. Periods may also be added to a bell schedule using this function. Bell schedule items (i.e., Periods) indicate the start and end times for each period, which can be used to calculate daily attendance and average daily attendance. All periods must have an associated bell schedule.

Fields to Populate

Display Name	Table & Number	Field Name	Description	Accepted Value(s)
Period	Period (138)	Period_Number	Select the period.	
Start Time	Bell_Schedule_Items (134)	Start_Time	Enter a start time for the period.	
End Time	Bell_Schedule_Items (134)	End_Time	Enter an end time for the period.	
Counts for ADA	Bell_Schedule_Items (134)	ADA_Code	Select the checkbox if this bell schedule counts towards Average Daily Attendance (ADA).	
Use For Daily Attendance	Bell_Schedule_Items (134)	Daily_Attendance_Code	Check the box to use daily attendance for this bell schedule item and enter the start and end times used to calculate daily attendance.	

Calendar Setup

Start Page > School Management > Scheduling > Configure Calendar
Office of Federal and State Accountability

The PowerSchool calendar drives which days attendance may be taken. For attendance to be taken for in-session school days, assign a bell schedule and cycle day.

Associated Procedures

Ensure instructional days are marked In-Session and have a Membership Value of 1 for accurate funding reports. There must be 180 in-session days in the calendar. Section §59-1-425 of the SC

Code of Laws defines the beginning and length of the school term; make-up days; waiver; and instructional days.

Configure Calendar - 2024-2025

September 2024

7/24 8/24 9/24 10/24 11/24 12/24 1/25 2/25 3/25 4/25 5/25

Date	Cycle Day	Bell Schedule	School In-Session	Membership Value	Tracks In-Session						Type	Note
					A	B	C	D	E	F		
Sun, Sep 1	<div></div>	<div></div>	<input type="checkbox"/>	<div>0</div>	<input type="checkbox"/>	<input type="checkbox"/>	<input type="checkbox"/>	<input type="checkbox"/>	<input type="checkbox"/>	<input type="checkbox"/>	<div></div>	<div></div>
Mon, Sep 2	<div></div>	<div></div>	<input type="checkbox"/>	<div>0</div>	<input type="checkbox"/>	<input type="checkbox"/>	<input type="checkbox"/>	<input type="checkbox"/>	<input type="checkbox"/>	<input type="checkbox"/>	<div>Holiday</div>	<div>Labor Day Holiday</div>
Tue, Sep 3	<div>A</div>	<div>Regular Day</div>	<input checked="" type="checkbox"/>	<div>1</div>	<input checked="" type="checkbox"/>	<input checked="" type="checkbox"/>	<input checked="" type="checkbox"/>	<input checked="" type="checkbox"/>	<input checked="" type="checkbox"/>	<input checked="" type="checkbox"/>	<div>Regular</div>	<div></div>
Wed, Sep 4	<div>A</div>	<div>Regular Day</div>	<input checked="" type="checkbox"/>	<div>1</div>	<input checked="" type="checkbox"/>	<input checked="" type="checkbox"/>	<input checked="" type="checkbox"/>	<input checked="" type="checkbox"/>	<input checked="" type="checkbox"/>	<input checked="" type="checkbox"/>	<div>Regular</div>	<div></div>
Thu, Sep 5	<div>A</div>	<div>Regular Day</div>	<input checked="" type="checkbox"/>	<div>1</div>	<input checked="" type="checkbox"/>	<input checked="" type="checkbox"/>	<input checked="" type="checkbox"/>	<input checked="" type="checkbox"/>	<input checked="" type="checkbox"/>	<input checked="" type="checkbox"/>	<div>Regular</div>	<div></div>
Fri, Sep 6	<div>A</div>	<div>Regular Day</div>	<input checked="" type="checkbox"/>	<div>1</div>	<input checked="" type="checkbox"/>	<input checked="" type="checkbox"/>	<input checked="" type="checkbox"/>	<input checked="" type="checkbox"/>	<input checked="" type="checkbox"/>	<input checked="" type="checkbox"/>	<div>Regular</div>	<div></div>
Sat, Sep 7	<div></div>	<div></div>	<input type="checkbox"/>	<div>0</div>	<input type="checkbox"/>	<input type="checkbox"/>	<input type="checkbox"/>	<input type="checkbox"/>	<input type="checkbox"/>	<input type="checkbox"/>	<div></div>	<div></div>

Fields to Populate

Display Name	Table & Number	Field Name	Description	Accepted Value(s)
Date	Calendar_Day (51)	Date	Each day of the month appears, including weekends.	
Cycle Day	Calendar_Day (51)	Cycle_Day_ID	Cycle day for the specific date	
Bell Schedule	Calendar_Day (51)	Bell_Schedule_ID	Bell schedule assigned to this date	
School In-Session	Calendar_Day (51)	InSession	Indicate if school is in session for all students on this date.	Checked = 1 Not Checked = 0
Membership Value	Calendar_Day (51)	Membership Value	Attendance value students receive if present in school on this date	Checked = 1 Not Checked = 0
Tracks In-Session	Calendar_Day (51)	Multiple (A,B,C,D,E,F)	Check the tracks for which school is in session on this date if the school uses multiple tracks. <i>If the school uses tracks, determine which students are on Track A and are on Tracks B, C, D, E, and F. These track names are standard and appear on the Calendar Setup page and when enrolling a student.</i>	
Type	Calendar_Day (51)	Type	Select the appropriate type as defined in the district setup. (e.g., Holiday)	
Note	Calendar_Day (51)	Note	Comments to describe the schedule on this date, such as Spring Break	

Note: The total of in-session days can be viewed by clicking the 'Verify # of school days in the current term' link at the bottom of the page.

District Information

Start Page > District Management > District Setup > District Info
Office of Federal and State Accountability

This page is used to add, view, or edit a district's information.

Associated Procedures

The SCDE assigns district numbers that should not be changed.

District Information

General District Information

Name of District	<input type="text" value="Test District"/>
District Number	<input type="text" value="9999"/>
District Address	<input type="text" value="SC District Address"/>
District City	<input type="text" value="SC District"/>
District State/Province	<input type="text" value="South Carolina"/> <div style="font-size: 0.8em; margin-top: 5px;">Change the district state/province from the PowerSchool Installer on the server</div>
District Postal Code (Zip + 4)	<input type="text" value="29000"/>
District Country	<input type="text" value="United States of America"/> <div style="font-size: 0.8em; margin-top: 5px;">Change the district country from the PowerSchool Installer on the server</div>
District Office Phone Number	<input type="text" value="DistrictPhone#"/>
District Office FAX Number	<input type="text" value="DistrictFax#"/>
Customer Support Number	US2008000
PowerSchool District ID	12345
Summer School Year	<input type="text" value="Next"/> <div style="font-size: 0.8em; margin-top: 5px;">Summer School can be part of the previous school year or part of the next school year.</div>

Fields to Populate

Display Name	Table & Number	Field Name	Description	Accepted Values
Name of District	Prefs (9)	Value (where Prefs.Name='DistrictName')	District's formal name (necessary for reports)	
District Number	Prefs (9)	Value (where Prefs.Name='DistrictNumber')	District's state ID number (SID), a four-digit number that does not store the leading zero(es) if present; therefore, the length could be fewer than four digits.	
District Address	Prefs (9)	Value (where Prefs.Name='DistrictAddress')	District office street address	
District City	Prefs (9)	Value (where Prefs.Name='DistrictCity')	District office city	
District State/Province	Prefs (9)	Value (where Prefs.Name='DistrictState')	District state	SC

Display Name	Table & Number	Field Name	Description	Accepted Values
District Postal Code	Prefs (9)	Value (where Prefs.Name='DistrictZip')	District office postal code	
District Country			District country	
District Office Phone Number	Prefs (9)	Value (where Prefs.Name='DistrictPhone')	District office telephone number	
District Office FAX Number	Prefs (9)	Value (where Prefs.Name='DistrictFax')	District office fax number	
Customer Support Number	Prefs (9)	Value (where Prefs.Name='DistrictCustomerNumber')	Reference this number when calling PowerSchool Technical Support.	
PowerSchool District ID	Prefs (9)	Value (where Prefs.Name='PsDistrictID')	PowerSchool district ID number	
Summer School Year			Indicates whether summer school should be part of the previous or next school year	Previous Next
Superintendent's Name	Prefs (9)	Value (where Prefs.Name='Superintendent')	District superintendent's name	
Superintendent's Phone	Prefs (9)	Value (where Prefs.Name='SuperintendentPhone')	District superintendent's phone number	
Superintendent's FAX	Prefs (9)	Value (where Prefs.Name='SuperintendentFax')	District superintendent's fax number	
Superintendent's Email	Prefs (9)	Value (where Prefs.Name='SuperintendentEmail')	District superintendent's email	
Technical Support Email	Prefs (9)	Value (where Prefs.Name='DistrictTechEmail')	Technical Support email address (Appears on the parent and student portals)	
Technical Support Phone	Prefs (9)	Value (where Prefs.Name='DistrictTechPhone')	Phone number (if applicable) to call for technical support. (Appears on the parent and student portals)	
Technical Support URL	Prefs (9)	Value (where Prefs.Name='DistrictTechURL')	URL (if applicable) for the district technical support website. (Appears on the parent and student portals)	
South Carolina-Use extended decimal precision	NA	NA	This box must be checked.	Checked = 1 Not Checked = 0

Demographics

Start Page > Student Selection > Student Profile > Demographics

Along with core PowerSchool fields surfaced on the Demographics page, several fields specific to South Carolina are also included: Gen (Jr., III, etc.), Nickname, Alias Name.

Associated Procedures

Legal Name & Legal Gender:

The SCDE requires population of the Legal Name and Legal Gender fields. Enter them using a birth certificate as your official source. If a birth certificate is not available, use an official document sanctioned by your district/school policies. Do not enter a nickname in quotation marks beside the student's name. Instead, navigate to the "Nickname" field on the Demographics page to enter that information. If the student has a preferred name, use the Preferred Name fields.

Associated Documentation

[Getting it Right – Reference Guides for Registering Students with Non-English Names](#)

Demographics	
Preferred Name (Last, First Middle)	Aaron Abdel Nyalisha
Legal Name (Last, First Middle)	Silver Tre Nestor Copy Legal Suffix Copy
Home Address	
Street, Apt/Suite	14716 Sixth St
City, State, Zip	Columbia South Carolina (SC) 29204
Geocode	Validate Address Not Validated
Mailing Address - Copy From Home Address	
Street, Apt/Suite	96597 Fourteenth Dr
City, State, Zip	Columbia South Carolina (SC) 29204
Geocode	Validate Address Not Validated
Home phone	803-023-3663 x1234
Age	11 years 9 months
Aggregate days of membership (YTD)	67
Area/Neighborhood	
DOB	02/01/2013
Federal Ethnicity and Race	
Ethnicity	<input type="radio"/> Yes <input checked="" type="radio"/> No Is the student Hispanic or Latino?
Race	What is the student's race? <input type="checkbox"/> Asian <input checked="" type="checkbox"/> Black or African American <input type="checkbox"/> American Indian or Alaska Native <input type="checkbox"/> Native Hawaiian or Other Pacific Islander <input type="checkbox"/> White
Scheduling/Reporting Ethnicity	Black or African American (B)
Father (last, first)	Richie, Aarya
Father's Day Phone	803-023-3666 x1234
Father's Employer	

Father's Home Phone	<input type="text"/>
Preferred Gender	Male (M) <input type="button" value="Copy"/>
Legal Gender	Male <input type="button" value="Copy"/>
Grade Level	6
Graduation Year	<input type="text"/>
Guardianship	<input type="text"/>
Guardian Email	<input type="text"/>
Mother (last, first)	Frazier-Orr, Jordan
Mother's Day Phone	803-023-3665 x1234
Mother's Employer	<input type="text"/>
Mother's Home Phone	<input type="text"/>
Previous Student ID	<input type="text"/>
SSN	977-32-1876
Student Number	681352
South Carolina Specific Fields	
Gen (Jr., III, etc.)	None
Nickname	<input type="text"/>
Alias Name	<input type="text"/>
Multiple Birth	<input type="text"/>

Fields to Populate

Display Name	Table & Number	Field Name	Description	Accepted Value(s)
Preferred Last Name	Students (1)	Last_Name	Student's preferred last name	
Preferred First Name	Students (1)	First_Name	Student's preferred first name	
Preferred Middle Name	Students (1)	Middle_Name	Student's preferred middle name	
Legal Last Name	Studentcorefields	PSCore_Legal_Last_Name	Student's legal last name	
Legal First Name	Studentcorefields	PSCore_legal_first_name	Student's legal first name	
Legal Middle Name	Studentcorefields	PSCore_Legal_Middle_Name	Student's legal middle name	
Legal Suffix	Studentcorefields	PSCore_Legal_Suffix	Student's legal suffix	
Home Address - Street, Apt/Suite	Students (1)	Street	Street address where the student physically lives	
Home Address - City	Students (1)	City	City where the student physically lives	
Home Address - State	Students (1)	State	State where the student physically lives	South Carolina (SC)
Home Address - Zip	Students (1)	Zip	Zip code where the student physically lives	
Mailing Address - Street	Students (1)	Mailing_Street	Street address where the student receives mail	
Mailing Address - City	Students (1)	Mailing_City	Mailing address city	
Mailing Address - State	Students (1)	Mailing_State	Mailing address state	South Carolina (SC)

Display Name	Table & Number	Field Name	Description	Accepted Value(s)
Mailing Address - Zip	Students (1)	Mailing_Zip	Mailing address zip code	
Home Phone	Students (1)	Home_Phone	Student's home telephone number	
Age	NA	NA	Calculated age of student based on DOB and the current system date	Not stored
Aggregate days of membership (YTD)	NA	NA	Total number of days the student has been enrolled for the current school year	Not stored
Area/neighborhood	StudentCoreFields	Area	Area or neighborhood where the student lives	
DOB	Students (1)	DOB	Student's date of birth	
Ethnicity	Students (1)	FedEthnicity	Select if the student is Hispanic or Latino.	Yes =1 No =0
Race	StudentRace (201)	RaceCd	Select all applicable checkboxes for the student's ethnicity/race.	- American Indian or Alaska Native; - Asian; - Black or African American; - Native Hawaiian or Other Pacific Islander; - White
Scheduling/Reporting Ethnicity	Students (1)	Ethnicity	Select the appropriate scheduling/reporting ethnic code. Districts should use this field to collect individual student and staff ethnicity data for PowerSchool reports and scheduling.	I = American Indian; A = Asian; B = Black or African American; H = Hispanic or Latino; P = Hawaiian or Other Pacific Islander; M = Two or More Races; W = White
Father (last, first)	Students (1)	Father	Student's father's last and first names (Last, First)	
Father's Day Phone	StudentCoreFields	FatherDayPhone	Student's father's day telephone number	
Father's Employer	StudentCoreFields	Father_Employer	Name of student's father's employer	
Father's Home Phone	StudentCoreFields	Father_Home_Phone	Student's father's home telephone number	
Preferred Gender	Students (1)	Gender	Student's preferred gender	
Legal Gender	StudentCoreFields	PSCore_Legal_Gender	Student's legal gender	F = Female; M = Male
Grade Level	Students (1)	Grade_Level	Display of grade level	

Display Name	Table & Number	Field Name	Description	Accepted Value(s)
Graduation Year (Expected)	StudentCoreFields	Graduation_Year	Projected year student will complete requirements for graduation. <i>(the 9GR value + 3 years)</i>	
Guardianship	StudentCoreFields	Guardian	Student's guardian's name	
Guardian Email	Students (1)	GuardianEmail	Student's guardian's email. Separate multiple addresses with commas.	
Mother (last, first)	Students (1)	Mother	Student's mother's last and first name (Last, First)	
Mother's Day Phone	StudentCoreFields	MotherDayPhone	Student's mother's day telephone number	
Mother's Employer	StudentCoreFields	Mother_Employer	Student's mother's employer name	
Mother's Home Phone	StudentCoreFields	Mother_Home_Phone	Student's mother's home telephone number.	
Previous Student ID	Students (1)	PrevstudentID	Student number previously used for identification, if applicable	
SSN	Students (1)	SSN	When required by the school or district, enter a valid SSN for the student.	
Student Number	Students (1)	Student_Number	Internal PowerSchool number automatically assigned to a student entering a school	
Gen (Jr., III, etc.)	S_SC_STU_X	StudentGeneration	Select the student's generation code if listed on the birth certificate. Do not include the generation data in the last name field.	None, II, III, IV, Jr., Sr., V, VI
Nickname	S_SC_STU_X	NickName	Nickname by which a student is known	
Alias Name	S_SC_STU_X	OtherName	Alias name a student is using that varies from the legal name <i>(available for district or school reporting)</i>	
Multiple Birth	S_SC_STU_X	Multiple_Birth	Indicate whether a student was born as part of a multiple birth, such as twins or triplets.	Blank; Y – Yes, N - No

Historical Grades

Start Page > [Student Selection] > Academic Records > Historical Grades > New Stored Grade
Office of Federal and State Accountability

Historical grades are final grades permanently stored in the student's record. At the end of each grading term, a PowerSchool administrator copies and stores students' current grades from PowerTeacher Gradebook to historical grades. Historical grades appear on report cards and transcripts.

Associated Procedures

Student Records regulations: 43-231, 43-232, 43-234

[Uniform Grading Policy](#)

Credit Type

Credit types allow courses to be grouped and each course can have one or more credit types. Specific to South Carolina schools (primarily high school courses) for both subject and grade level, credit types include:

- A – English/Language Arts
- C – Mathematics
- E – Science
- EE – Biology 1 (EOC)
- F – Financial Literacy
- H – US History and Constitution
- J – Economics
- K – US Government
- L – Other Social Studies
- P – Physical Ed or Jr ROTC
- R – Computer Science/Keyboard
- T – Foreign Language or CTE
- X – Electives
- ES – Elementary School
- MS – Middle School
- HS – High School

The 'HS' credit type is important for Individualized Graduation Plan (IGP) display/reports and Graduation Planner/Sets, and the order and format for entering the credit type list impacts how courses display or not on reports. 'HS' must be the first credit type listed for all credit-bearing high school courses.

Year/Term	Grd Lvl	Course number	Course	Earned Credit	Multiple New Entries				Single New Entry				Previous School Names				Detail View
					E1	F1	Q1	Q2	Q3	Q4	S1	S2					
23-24 YR	5	18511100	Keyboarding	0.00	.	86	93	95	78	78	94	78					
23-24 YR	5	10010500	Language Arts 5	0.00	.	65	73	70	66	50	72	58					
23-24 YR	5	11100500	Math 5	0.00	.	55	62	50	58	50	56	54					
23-24 YR	5	14400500	PE 5	0.00	.	100	100	100	100	100	100	100					
23-24 S1	5	12010500	Science 5	0.00	—	77	80	74	.	.	77	.					
23-24 S2	5	13010500	Social Studies 5	0.00	.	64	.	.	50	77	.	64					
22-23 YR	4	15010400	Art 4	0.00	.	.	Q	P	Q	P	.	.					
22-23 YR	4	17010200	General Education Exploratory 2	0.00	.	.	M	M	—	—	.	.					
22-23 YR	4	15610400	General Music 4th	0.00	.	.	Q	Q	Q	Q	.	.					
22-23 YR	4	10010400	Language Arts 4	0.00	.	.	76	50	60	64	.	.					
22-23 YR	4	11100400	Math 4	0.00	.	.	78	74	68	68	.	.					
22-23 YR	4	14400400	PE 4	0.00	.	.	Q	Q	Q	Q	.	.					
22-23 YR	4	12010400	Science 4	0.00	.	.	85	75	66	66	.	.					

Fields to Populate

Display Name	Table & Number	Field Name	Description	Accepted Value(s)
School Name	StoredGrades (31)	SchoolName	Name of the school where the student received the course grade	
School Year	StoredGrades (31)	TermID	School year and term in which the student received the course grade	
Store Code	StoredGrades (31)	StoreCode	The store code appears based on the setup for grades. For the final grade, 'F1' is the standard code for all numerical scores for all completed courses.	
Hist. Grade Level	StoredGrades (31)	Grade_Level	Grade level in which the student was enrolled in the course	
(a) Course number	StoredGrades (31)	Course_Number	Course number as assigned from the SCDE Course Code Database	Refer to the SCDE Course Code Database
Section number	StoredGrades (31)	SectionID	Provide the section number at the current school, if the grade should be tied to an existing section at the school.	
(b) Course name	StoredGrades (31)	Course_Name	Name of the course as assigned from the SCDE Course Code Database	Refer to the SCDE Course Code Database
Teacher Name	StoredGrades (31)	Teacher_Name	Name of the lead teacher for the course section. (Format: Last, First)	
Grade	StoredGrades (31)	Grade	Final grade the student earned	
GPA points	StoredGrades (31)	GPA_Points	Number of GPA points the student received for this grade	
Added value	StoredGrades (31)	GPA_AddedValue	SC schools do not enter added values.	
Percent	StoredGrades (31)	Percent	Percent grade the student earned	
Citizenship	StoredGrades (31)	Behavior	Citizenship grade for the term	
Earned Credit Hours	StoredGrades (31)	EarnedCrHrs	Number of credit hours the student received for passing the course	
Potential Credit Hours	StoredGrades (31)	PotentialCrHrs	Number of credit hours the student could have earned in the course	
Credit type	StoredGrades (31)	Credit_Type	Credit types allow courses to be grouped together for tracking purposes. 'HS' must be the first credit type listed for all credit-bearing high school courses.	Refer to the SCDE Course Code Database , as well as the Credit Type Update Student Information System PS doc.
GPA Calculation	StoredGrades (31)	ExcludeFromGPA	Select to exclude the grade from the GPA calculation.	Exclude = 1 Include = 0
Class Rank Calculation	StoredGrades (31)	ExcludeFromClassRank	Select to exclude the grade from the class rank.	Exclude = 1 Include = 0

Display Name	Table & Number	Field Name	Description	Accepted Value(s)
Honor Roll Calculation	StoredGrades (31)	ExcludeFromHonorRoll	Select to exclude the grade from the honor roll.	Exclude = 1 Include = 0
Graduation Calculation	StoredGrades (31)	ExcludeFromGraduation	Select to exclude the grade in the graduation calculation.	Exclude = 1 Include = 0
Display on Transcript	StoredGrades (31)	ExcludeFromTranscripts	Select to include or exclude the grade on the transcript.	Exclude = 1 Include = 0
Teacher comment	StoredGrades (31)	Comment_Value	Teacher comments (<i>Copied from TeacherComment field in CC table.</i>)	

Individualized Graduation Plan (IGP) Success Planner

Start Page > [Student Selection] > Academic Records > IGP Success Planner > Individual Graduation Plan

Office of Student Intervention Services

Personal Pathways to Success of the Education and Economic Development Act (EEDA) is a program designed to prepare South Carolina students for the workforce and post-high-school education through early career planning and an individualized curriculum.

Associated Documentation

[South Carolina Individual Graduation Plan Documentation](#)

[School Counseling Resources](#)

IGP Home

Unlocked IGP Records

Title of IGP	Created On	Modified On	Academic Year	Primary	
					Create New IGP

Locked IGP Records

Title of IGP	Created On	Modified On	Academic Year	Primary	
10th IGP 2023-24	11/10/2023 12:59 pm	11/10/2023 12:59 pm	2023	Yes ▾	Clone this IGP Delete This IGP
10th IGP	03/10/2023 08:57 am	03/10/2023 08:57 am	2022	No ▾	Clone this IGP Delete This IGP

Fields to Populate

Display Name	Table & Number	Field Name	Description	Accepted Value(s)
Primary IGP Indicator	VirtualTablesLegacyData3 where related_to_table = 'CAS_IGP_Master' in IGP release 2.x	Primary	Select to identify the primary IGP for the school year.	
IGP is Locked	VirtualTablesLegacyData3 where related_to_table = 'CAS_IGP_Master'	user_defined_numeric	Select to lock the IGP.	
Plan Name	VirtualTablesLegacyData3 where related_to_table = 'CAS_IGP_Master'	Title	IGP name	
Career Goal	VirtualTablesLegacyData3 where related_to_table = 'CAS_IGP_Master'	Career_Goal	Student's career goal	
Academic Year	VirtualTablesLegacyData3 where related_to_table = 'CAS_IGP_Master'	Academic_Year	School year in which the IGP was created	

Display Name	Table & Number	Field Name	Description	Accepted Value(s)
Postsecondary Plans	VirtualTablesLegacyData2 where related_to_table = 'CAS_IGP_LU_Participation'	user_defined_text	Student's selection for Post-Secondary plans	Workforce/Apprenticeship Military Four-Year College Two-Year College/Technical Training
Meeting Conducted By			Name of the person leading the IGP meeting	
IGP Data Input By			Name of the user signed in to PowerSchool creating the IGP	
In Attendance	VirtualTablesLegacyData3 where related_to_table = 'CAS_IGP_Master'	In_Attendance_Type	Name(s) of the person(s) in the IGP meeting	No Representative; Parent/Step Parent/ Guardian or Other Representative
Participation Venue	VirtualTablesLegacyData3 where related_to_table = 'CAS_IGP_Master'	Participation	Meeting mode	E-mail; In-person; Online meeting; Other Telephone
Cluster	VirtualTablesLegacyData2 where related_to_table = 'CAS_IGP_LU_AreaOfStudy'	Cluster	Cluster aligned with the student's chosen major	
Academy	VirtualTablesLegacyData2 where related_to_table = 'CAS_IGP_LU_AreaOfStudy'	Academy	Select from the list.	
Major	VirtualTablesLegacyData2 where related_to_table = 'CAS_IGP_LU_AreaOfStudy'	Major	Student's chosen major	
Course_Number		user_defined_text2	Course_Number from the Courses table	
Course_Type	VirtualTablesLegacyData2 where related_to_table = 'CAS_IGP_LU_Course_Type'	Academy	Unique id from the CAS_IGP_LU_Course_Type table	
Grade_Level		user_defined_numeric	Grade level that the course is planned to be taken or was taken if already completed	

Display Name	Table & Number	Field Name	Description	Accepted Value(s)
Course_Category		Course_Category	English; Math; Science; Social Studies; Requirements/Electives; Required Courses for Major; Complementary Course Work; Extended Learning Opportunities Related to Major; or Certifications	
Credit_Hours		Credit_Hours	Credit hours for the selected course	
Occupations	VirtualTablesLegacyData3 where related_to_table = 'CAS_IGP_Master'	Occupations	Occupation(s) the student is considering	
Entrepreneurship Interests			Enter any student interest in entrepreneurship activities.	
Postsecondary Majors	VirtualTablesLegacyData3 where related_to_table = 'CAS_IGP_Master'	Postsecondary_Majors	Majors the student is considering pursuing in college	
Postsecondary Schools	VirtualTablesLegacyData3 where related_to_table = 'CAS_IGP_Master'	Postsecondary_Schools	School(s) the student is considering attending after high school	
Planning Notes			Any notes necessary for the student's IGP	

Incident Management

Start Page > [Student Selection] > Behavior > Incidents
Office of Student Intervention Services

Discipline and truancy data are coded on the PowerSchool Incident Management page and are required for federal and state reporting. Incidents entered on a regular basis – no later than a few days after the incident – provide more accurate information about the students involved and the school or district administrators' actions.


Associated Procedures

Do not create additional incident sub-codes in the Incident Management system. Direct suggestions for any specific type of incident not already listed to the Office of Student Intervention Services.

For *truancy* incidents, an individual entry per student is required. Do not use one code entry for multiple students. This practice does not adhere to written SCDE procedures and provides invalid truancy summary data for edFACTS and other state and federal reporting. However, when two or more offenders are involved in the same *discipline* incident, all students are added to the one reported incident.

Associated Documentation

[SCDE Incident Management Training and supporting materials](#)

Incidents 				
▼ Search Filter				
Filter by: <input type="checkbox"/> School <input type="checkbox"/> Date Range <input type="checkbox"/> Incident Title <input type="checkbox"/> Incident ID <input type="checkbox"/> Incident Type <input type="checkbox"/> Role				
				<input type="button" value="Search"/>
Incidents - Total Found: 7				
				<input type="button" value="Create Detailed Incident"/>
ID	Title	Roles	Incident Date	School
175097	Bus Incident	Offender	09/08/2014 02:45 PM	PowerSchool_Fifteen_-2_5
2957651	(340) Bus Violation 040219-1662972-R7KC	Offender	04/02/2019 03:00 PM	PowerSchool_Fifteen_-2_5
2957659	(340) Bus Violation 041619-1713879-R5Q2	Offender	04/16/2019 03:00 PM	PowerSchool_Fifteen_-2_5
8325748 1	TRUANT	Offender	06/04/2019 10:10 AM	PowerSchool_Fifteen_-2_5
5051561 22	(405) Horse Play 041321-2733076-RWXS	Offender	04/13/2021 01:15 PM	PowerSchool_Twenty-Nine_6_8
5052101 16	(220) Computer Violation 051622-3487553-R3HG	Offender	05/16/2022 11:25 AM	PowerSchool_Twenty-Nine_6_8
5055434	(340) Profanity	Offender	06/14/2022 02:45 PM	PowerSchool_Fifteen_-2_5

Fields to Populate

Display Name	Table & Number	Field Name	Description	Accepted Value(s)
Action code	Incident_Detail	Lu_Sub_Code_ID where Code_Type = 'actioncode'	Corrective action plan used for the incident	Review the SCDE PowerSchool Incident Management User Training Guide
Behavior code	Incident_Detail	Lu_Sub_Code_ID where Code_Type = 'behaviorcode'	Behavior that occurred during the incident	Review the SCDE PowerSchool Incident Management User Training Guide
Duration code	Incident	Lu_Sub_Code_ID where Code_Type = 'durationcode'	Length of the incident corrective action plan	Review the SCDE PowerSchool Incident Management User Training Guide
Incident Date	Incident	incident_ts	Date of the incident	
Incident ID	Incident	Incident_ID	Internal ID number assigned to the incident	
Incident Type	Incident_Detail	Lu_Sub_Code_ID where Code_Type = 'incidenttypecode'	Type of incident	Discipline; Truancy
Location code	Incident_Detail	Lu_Sub_Code_ID where Code_Type = 'locationcode'	Location of incident	
Object code	Incident_Object	Incident_Object_ID	Type of object used during the incident	
Participation Attributes	Incident_Personal_Detail	Incident_Person_Role_ID	Role of the participant	Offender Reporter Victim Witness
Person Marked as Unknown	Incident_Person_Role	IS_Unknown	Indicate if the participant is not a student or staff member.	
Primary Behavior	Incident_Detail	Primary_indicator	Indicate if this was the primary incident behavior.	
School	Incident	School_Number	School number where the incident occurs/applies	
Time Frame	Incident	Lu_Sub_Code_ID where Code_Type = 'timecode'	Time frame of the incident	

Display Name	Table & Number	Field Name	Description	Accepted Value(s)
Zero Tolerance Policy	Incident_Detail	Lu_Sub_Code_ID where Code_Type = 'actionattribute'	Indicate if the incident falls within the school/district Zero-Tolerance Policy.	

Other Information

Start Page > Student Selection > Student Profile > Other Info
Office of Federal and State Accountability
Office of Student Intervention Services

The Other Information page includes a single field specific to South Carolina procedures.

Associated Procedures

Districts define when students should be excluded from class ranking, i.e. summer, fall, and/or winter graduates. Students whose Diploma Type is not *F - State of SC Diploma* should be excluded from class rank.

Other Information

Equip Flag	<input type="text"/>		
Date Of Entry Into USA	<input type="text" value="MM/DD/YYYY"/>	MESA	<input type="text"/>
AFDC Application Number	<input type="text"/>	AFDC Approved	<input type="text"/>
Primary Language Code	SPN - Spanish	PHLOTE	<input type="text"/>
Secondary Language Code	<input type="text"/>	Exclude From Class Ranking	<input type="checkbox"/>
		Fee Exemption Status	Student Not Exempted <input type="text"/>

Other Alert
 Other Alert Text

Fields to Populate

Display Name	Table	Field Name	Description	Accepted Value(s)
Exclude from Class Ranking	Students (1)	Exclude_FR_Rank	Indicate students who should not be included in the class rank.	Checked = True Unchecked = False

Scheduling

Student course enrollments are subject to Regulation R43-234 VII-D, “Defined Program, Grades 9-12 and Graduation Requirements,” which stipulates:

1. Each district superintendent must verify the accuracy of course records for students.
2. The name and code number of every course that each student takes must be entered into the student data collection system (SIS) active master scheduler at the time the student takes the course. Courses may not be added to the student’s historical grade or course history (transcript) without first being entered into the scheduler.
3. Courses offered in non-traditional settings such as online courses, courses offered in conjunction with a college or technical college (i.e. dual credit) and courses offered by the school through the district, state, or another type of provider, must be included in the active master scheduler.

To ensure students have been enrolled into courses according to the regulation R43-234 VII-D, the Enrollments History page includes the course scheduling history.

Courses

Start Page > District Management > Courses and Programs > Courses
Office of Federal and State Accountability

The Courses page is used to manage courses and course-related information.

Associated Procedures

Course Numbers and Names: Activate courses as needed for each year’s school course offerings. It is each district and school’s responsibility to ensure the current course codes and names reflect the SCDE approved course offerings as listed in the *SCDE Course Code Database*. This document standardizes course data collected for funding and accountability purposes.

Course Credit Hours: Regulation No.: 43-234 B – A school may award one unit of credit for an academic standards-based course that requires a minimum of 120 hours of instruction. A school may award one-half unit of credit for an academic standards-based course requiring a minimum of 60 hours of instruction and one-fourth unit of credit for an academic standards-based course requiring a minimum of 30 hours of instruction. The unit of credit is reflected in the 8th character of the course activity code number of each course; i.e., Q = $\frac{1}{4}$, H = $\frac{1}{2}$, W = 1, D = 2.

Credit Type: Credit types allow courses to be grouped together, and each course can have one or more credit types. Credit types specific to South Carolina schools (primarily high school courses) for both subject and grade levels include:

A – English/Language Arts
 C – Mathematics
 E – Science
 EE – Biology I (EOC)
 F – Financial Literacy
 H – US History and Constitution
 J – Economics
 K – US Government


L – Other Social Studies
 P – Physical Ed or Jr ROTC
 R – Computer Science/Keyboard
 T – Foreign Language or CTE
 X – Electives
 ES – Elementary School
 MS – Middle School
 HS – High School

The ‘HS’ credit type is important for IGP display/reports and Graduation Planner/Sets, and the order and format for entering the credit type impact how courses display on reports. ‘HS’ must be the first credit type listed for all credit-bearing high school courses.

If a course meets several graduation requirements, enter more than one credit type. For example, a course unit could count for math, science, or an elective, depending on the student’s career path. Input HS,C,E,X in the credit type field on the course page. (Note the absence of spaces after each comma.)

GPA Added Value: SC schools do not use added value points. The Uniform Grading Policy provides the tables for points by course types: college prep (C); honors (H); advanced placement (A); dual credit (E); or IB (I), as indicated by the seventh character in the course code.

Associated Documentation
[SCDE Course Code Database](#)

Courses 

Print

Manage Courses for this school

Year

2024-2025

+

Status

☒ Active
 ☐ Inactive
 ☐ Unavailable

+

Clear

Apply

1-15 of 144 items

<input type="checkbox"/>	Number	Alternate	Name	Department	Prerequisite Note	Fee	Relationship	Sections	Active	Inactive
<input type="checkbox"/>	08960600	08960600	Advisor/Advisee 6					5	23-24,24-25...	
<input type="checkbox"/>	08960700	08960700	Advisor/Advisee 7					5	23-24,24-25...	
<input type="checkbox"/>	08960800	08960800	Advisor/Advisee 8					6	23-24,24-25...	

Fields to Populate

Display Name	Table & Number	Field Name	Description	Accepted Value(s)
Number	Courses (2)	Course_Number	Number identifying the course; must be eight characters in length	
Name	Courses (2)	Course_Name	Course name	
Department	Courses (2)	Sched_Department	Department associated with the course	
Prerequisite Note	Courses (2)	PrerequisitesValue	Text describing academic requirements or authorizations to be fulfilled before enrollment in a course	
Fee	CourseFee (104)		Indicates whether the course has enrollment fees	
Relationship	Course_Relationship (151)		When at school level, indicates whether a relationship exists between two courses	
Sections	CC (4)		When at school level, only courses which are active for the school	
Active	School_course	Status	<p>When at district level, schools in which this course has been made available. If Status = 1, the school appears in this list.</p> <p>When at school level, the year(s) in which the course was active.</p>	
Inactive	School_course	Status	<p>When at district level, schools in which this course has not been made available. If Status =0, the school appears in this list.</p> <p>When at school level, the year(s) in which the course was inactive.</p>	

Edit Course

Start Page > District Management > Courses and Programs> Courses > [Course Name]

Start Page > School Management > Courses and Programs > Courses > [Course Name]

Course information can be edited at the district and school level. When accessed at the school level, only courses that are available for the selected school and year appear.

English 4 (302721CW) - General
View Course Information By Year

District - General
District - Standards
Fees
Prerequisites
Availability
Equivalencies

Label	Value
Course Name	English 4
Course Number	302721CW
Course Name	English 4

SC Additional Course Information

Long Title	English 4
Fee 1	
Fee 2	
Alternate Course Number	302700CW
Credit Hours	1.00
Maximum Credit Hours	0.00
CIP Code	<input type="checkbox"/> Vocational Class
Program for All Sections	<input type="text"/> (If not blank overrides Section selection)
Credit Type	HS,A,X (no spaces)
Default Maximum Enrollment	0
Department	LANG Associate

Fields to Populate

Display Name	Table & Number	Field Name	Description	Accepted Value(s)
Course Name	Courses (2)	Course_Name	Display-only of the course name	N/A
Course Number	Courses (2)	Course_Number	Course number, which must be eight characters in length	(Refer to <i>SCDE Course Code Database</i>)
Course Name	Courses (2)	Course_Name	Course name	(Refer to <i>SCDE Course Code Database</i>)
Course Description	Courses (2)	Sched_FullCatalogDescription	Detailed course description that will appear on the student course request pages and in the printed version of the course catalog	
Alternate Course Number	CoursesCoreFields	Alt_Course_Number	Additional number to identify the course (optional)	
Credit Hours	Courses (2)	Credit_Hours	Number of credits allowed per course	(Refer to SCDE Course Code Database)
Max Credit Hours	Courses (2)	MaxCredit	Maximum number of credits a student receives for taking the course	

Display Name	Table & Number	Field Name	Description	Accepted Value(s)
CIP Code	Courses (2)	Code	If needed, CIP code to identify courses as part of a vocational program	
Vocational Class	Courses (2)	Vocational	Selected if the course is vocational	Yes = 1 No = 0
Program for All Sections	Gen (6)	Name	Any program specified here will automatically be considered the program that every section of the course will belong to. ProgramID in the SPEnrollments (41) table is linked to ID in GEN(6) Table, which links to the Name field.	
Credit Type	Courses (2)	CreditType	Type of credit a student receives for passing this course	Refer to the SCDE Course Code Database , and the Credit Type Update Student Information System PS doc
Default Maximum Enrollment	Courses (2)	MaxClassSize	Maximum number of students who can be enrolled in the course	
Department	Courses (2)	Sched_Department	Click 'Associate' to select the department for this course; click 'Department' to create or edit departments at your school.	
Subject Area	Courses (2)	Sched_CourseSubjectAreaCode	Subject area for the course	
Course Notes	Courses (2)	PrerequisitesValue	Text describing the course or course enrollment (optional)	
Exclude from Attendance	Courses (2)	Exclude_ADA	Check to exclude this section from ADA calculations.	Exclude = 1 Include = 0
Exclude From Storing Final Grades	Courses (2)	ExcludeFromStoredGrades	Select to skip this course when storing grades (<i>useful in cases where storing grades may not be appropriate, such as study hall or lunch</i>)	Exclude from storing grades = 1; Include and store = 0

Display Name	Table & Number	Field Name	Description	Accepted Value(s)
Grade Scale	Courses (2)	GradeScaleID	Select the grade scale from the drop-down menu. The ID for the grade scale attached to this course is stored in the database, which links to the GradescaleItem table for its name.	Refer to the “SC Uniform Grading Policy.”
GPA Added Value Points	Courses (2)	GPA_AddedValue	SC schools do not use added value points.	
Exclude from GPA?	Courses (2)	ExcludeFromGPA	Select to exclude the grade from the GPA calculation.	Exclude = 1 Include = 0
Exclude from Class Rank?	Courses (2)	ExcludeFromClassRank	Select to exclude the grade from the class rank calculation.	Exclude = 1 Include = 0
Exclude from Honor Roll?	Courses (2)	ExcludeFromHonorRoll	Select to exclude the grade from the honor roll calculation.	Exclude = 1 Include = 0
Use the Course for Lunch	Courses (2)	Sched_LunchCourse	Indicate if this course will be used exclusively for scheduled lunches.	
Exclude on Report Cards/Transcripts	Courses (2)	Sched_Do_Not_Print	Indicate to exclude all sections of this course from appearing on the schedule listing of Report Cards or the Transcript Object of Object reports.	
Update the Course in the District Course Archive for [Year]			Field appears if the end-of-year process has been completed. Check the box to update archived as well as current course information. Leave blank to only update current course information.	Checked = 1 Unchecked = 0
Post-Secondary Modifier			Check all applicable boxes: - College Credit by Competency Articulation; - Dual Credit: Check Local Articulation Agreements; - College Credit by Exam Available; College Credit through National Certification Available; - Statewide University Transfer Agreement	

Add a New Course

Start Page > DistrictManagement > Courses and Programs > Courses > New Course

Add any new courses before building or loading a master schedule.

New Course

Course Name

Course Number

Alternate Course Number

Associate Course with Schools

Basic Filter

Clear Apply

1.50 of 130 Items

	School Name	Abbreviation	School Number	School Category
<input checked="" type="checkbox"/>	PowerSchool_Thirty-Four_0_12	P34	73	Virtual Charter School
<input checked="" type="checkbox"/>	PowerSchool_One Hundred Thirty_9_12	P130	497020	
<input checked="" type="checkbox"/>	PowerSchool_One Hundred Twenty-One_6_7	P121	79	Virtual Charter School
<input checked="" type="checkbox"/>	PowerSchool_Thirty-Three_2_2	P33	49	Alternative Education Campus
<input checked="" type="checkbox"/>	PowerSchool_Forty-One_9_12	P41	82	Alternative Education Campus
<input checked="" type="checkbox"/>	PowerSchool_Fifty-One_1_8	P51	54	Alternative Education Campus
<input checked="" type="checkbox"/>	PowerSchool_Sixty-Two_9_12	P62	64	Alternative Education Campus
<input checked="" type="checkbox"/>	PowerSchool_Seventy-Two_9_12	P72	65	Alternative Education Campus
<input checked="" type="checkbox"/>	PowerSchool_Seventy-Three_2_8	P73	62	Alternative Education Campus
<input checked="" type="checkbox"/>	PowerSchool_Ninety-Three_9_12	P93	71	Alternative Education Campus
<input checked="" type="checkbox"/>	PowerSchool_One Hundred Twenty-Nine_9_12	P129	69	Alternative Education Campus

Available School Years

Year

☒ 2024-2025
☐ 2023-2024
☐ 2022-2023
☐ 2021-2022
☐ 2020-2021
☐ 2019-2020

Credit Hours

Maximum Credit Hours

CIP Code

Credit Type

Default Maximum Enrollment

Course Notes

Grade Scale

GPA Added Value Points

Exclude From Storing Final Grades

Exclude from GPA?

Exclude from Class Rank?

Exclude from Honor Roll?

Use The Course For Lunch

Exclude On Report Cards/Transcripts

Use the Course for Fitness Tests

(no spaces)

usually zero

Use for Courses that are not graded so blank records are not stored with final grades.

Include Exclude

Include Exclude

Include Exclude

Fitness Tests and Scales are not defined

Fields to Populate

Display Name	Table & Number	Field Name	Description	Accepted Value(s)
Course Name	Courses (2)	Course_Name	Course name	
Course Number	Courses (2)	Course_Number	Course number - must be eight characters in length	

Display Name	Table & Number	Field Name	Description	Accepted Value(s)
Alternate Course Number	Alt_Course_Number		Additional number to identify the course (optional)	
Associate Course with Schools	Schools (39)	Name, Abbreviation, School_Number	Schools in which this course is to be made available <i>Note: Field only appears at the district level. If creating a course at the school level, the new course is automatically associated only with the selected school.</i>	
Available School Years	Years	YearID, Name	School years in which this course is to be made available. By default, all current and future years are selected.	
Credit Hours	Courses (2)	Credit_Hours	Number of credits allowed per course.	Refer to the SCDE Course Code Database .
Max Credit Hours	Courses (2)	MaxCredit	Maximum number of credits a student receives for taking the course.	
CIP Code	Courses (2)	Code	If needed, CIP code to identify course as part of a vocational program	
Vocational Class	Courses (2)	Vocational	Selected if the course is vocational	Checked = 1 Unchecked = 0
Credit Type	Courses (2)	CreditType	Type of credit a student receives for passing this course	Refer to the SCDE Course Code Database and the Credit Type Update Student Information System PS doc.
Default Maximum Enrollment	Courses (2)	MaxClassSizeName	Maximum number of students for this course	
Course Notes	Courses (2)	CreditType	Text describing the course or course enrollment (optional)	

Display Name	Table & Number	Field Name	Description	Accepted Value(s)
Grade Scale	Courses (2)	GradeScaleID	Select the grade scale from the drop-down menu. The ID for the grade scale attached to this course is stored in the database, which links to the GradeScaleItem table for its name.	
GPA Added Value Points	Courses (2)	GPA_AddedValue	SC schools don't use added value points.	
Exclude from Storing Final Grades?	Courses (2)	ExcludeFromStored Grades	Select to exclude this course from storing final grades during the Permanently Store Grades function.	Exclude from storing = 1 Include and store = 0
Exclude from GPA?	Courses (2)	ExcludeFromGPA	Select to exclude the grade from the GPA calculation.	Excluded = 1 Included = 0
Exclude from Class Rank?	Courses (2)	ExcludeFromClass Rank	Select to exclude the grade from the class rank calculation.	Excluded = 1 Included = 0
Exclude from Honor Roll?	Courses (2)	ExcludeFromHonor Roll	Select to exclude the grade from the honor roll calculation.	Excluded = 1 Included = 0
Use the Course for Lunch	Courses (2)	Sched_LunchCourse	Check the box to indicate that this course will be used exclusively for scheduled lunches.	
Exclude on Report Cards/Transcripts	Courses (2)	Sched_Do_Not_Print	Check the box to exclude all sections of this course from appearing on the schedule listing of Report Cards or the Transcript Object of Object reports.	

Cycle Days

Start Page > School Management > Scheduling > Cycle Days

Cycle days define the rotation of periods within a school's schedule if the rotation varies periodically. School parameters include the school's departments, days, facilities, and rooms, which are used for scheduling purposes. Additionally, cycle day names can be edited, which when combined with periods, create schedule expressions that indicate when a section is taught. For example, a school with a two-day rotation would have two days listed on the Cycle Days page.

Cycle Days

Day Letter	Name	Abbreviation	Sort
B	B	B	0
A	A	A	0

Submit

Fields to Populate

Display Name	Table & Number	Field Name	Description	Accepted Value(s)
Day Letter	Cycle_Day (135)	Letter	Letter assigned to represent the day	
Abbreviation	Cycle_Day (135)	Abbreviation	Abbreviation for the day, not to exceed three characters	
Name	Cycle_Day (135)	Day_Name	Name of the day	
Sort	Cycle_Day (135)	SortOrder	The sort order should be chronological for the cycle day pattern.	

Edit Cycle Day

Start Page > School Management > Scheduling > Cycle Days > [cycle day selection]

Edit Cycle Day

Label	Value
School Name	Test High School 1
School Year	2020-2021
Day Letter	A
Day Abbreviation	<input type="text" value="A"/>
Day Name	<input type="text" value="A Day"/>

Submit

Fields to Populate

Display Name	Table & Number	Field Name	Description	Accepted Value(s)
Day Letter	Cycle_Day (135)	Letter	Letter assigned to represent the day	
Day Abbreviation	Cycle_Day (135)	Abbreviation	Abbreviation for the day, not to exceed three characters	
Day Name	Cycle_Day (135)	Day_Name	Name of the day	
School Name	Schools (39)	Name	School's name	
YearID	Cycle_Day (135)	Year_ID	Current school year ID	

Sections

Start Page > School Management > Courses and Programs > Course Sections > [course selection]

A section is an occurrence of a course, often called the class, in which a student is scheduled. Each course can have several sections meeting in different rooms and times and taught by various teachers. For example, a school has a chemistry course; however, because there are too many students for one class, there are several sections of chemistry. Two teachers instruct it over four different periods each. Thus, the school has eight sections of chemistry. Each section has a different number, usually preceded by the same course number to indicate it is the same chemistry course. Each section has an associated schedule expression, the combination of periods and days in which the section is taught. For example, a section of Biology meets fifth and sixth period on A and B days. The schedule expression 5-6(A-B) appears on the Edit Section page.

Associated Procedures

For course sections offered through the Office of Virtual Education: Populate the VSP Teacher Name and Certificate Number fields at the bottom of the Section Setup page and code the section's Instruction Type field as "B" (unless the section is part of a Virtual SC Franchise program). This information is required for accurate school report card calculations.

Dual Modality: In a dual modality model, a single class includes two groups of students. One group is receiving in-person instruction while the other group is simultaneously participating in the same lesson by viewing the instruction online. Both groups are receiving the same content using the same activities. The instruction is considered dual modality even if the teacher is not differentiating instruction to the two groups of students.

Associated Documentation

[MEMO: Frequently Asked Questions – Dual Modality](#)

Fields to Populate (Click the section number to edit the section.)

Display Name	Table & Number	Field Name	Description	Accepted Values
Course Name	Courses (2)	Course_Name	Display-only of the course name for the section.	
Course Number	Sections (3)	Course_Number	Course number for the section	
Schedule	Sections (3)	Expression	Select the period and cycle day when the section is offered.	
Term	Sections (3)	TermID	Term in which the section is offered	
Teacher - Section Lead	Sections (3)	Teacher	Lead teacher for the section.	
Teachers/Staff - Additional	Sections (3)	Teacher	Assistant/secondary teacher for the section, if applicable	

Display Name	Table & Number	Field Name	Description	Accepted Values
Gradebook Type	Sections (3)	GradebookType	Gradebook associated with the section	Null = Legacy; PTG = 1; PowerTeacher Pro = 2
Room	Sections (3)	Room	Room number where the section is held	
Section Number	Sections (3)	Section_Number	Enter a section number for every active section for each current year's master schedule.	
Grade Level	Sections (3)	Grade_level	Grade level for the section	
Current Enrollment	Sections (3)		Number of students currently enrolled in section	
Maximum Enrollment	Sections (3)	MaxEnrollment	Highest number of students that can be enrolled in this section	
District Where Taught	Sections (3)	WhereTaughtDistrict	If the section is taught in a different district, enter the district SID number (first four digits).	
School Where Taught	Sections (3)	WhereTaught	If the section is taught at a location different from the student's home school, enter the school's three-digit SIDN number.	
Dependent Sections	Sections (3)	Dependent_Secs	Text string holding the course number of dependent sections, separated by a comma	
Program	Sections (3)	ProgramID	Foreign key to the Programs table; used to link the section to a special program	
Automated Walk-In Scheduling Program Restrictions			<p>Select "Include" to only include students of specified special programs in being scheduled into specified sections.</p> <p>Select "Exclude" to exclude students of specified special programs from being scheduled into specified sections.</p>	Include, Exclude
Record Attendance Using Attendance Mode			Method for recording attendance	Meeting
Record Attendance			If the section meets more than one period in a day, you can choose to take attendance once or for every period.	Once for All Meetings; Each Meeting Separately

Display Name	Table & Number	Field Name	Description	Accepted Values
Exclude From Attendance	Sections (3)	Exclude_ADA	Select only if the section is not included for attendance counts. Usually when a homeroom, study hall, or lunch period is scheduled, they are marked to exclude from attendance.	
Exclude From Storing Final Grades	Sections (3)	ExcludeFromStoredGrade	Indicate whether this section should be excluded during the Permanently Store Grades function.	Same as course = 0; Include and store = 1; Exclude from storing = 2

Display Name	Table & Number	Field Name	Description	Accepted Values
Grade Scale	Sections (3)	GradeScaleID	<p>Ensure the correct Grade Scale is displayed (or selected if manually entered for transfer students) for each course section.</p> <p>After successfully installing the SCDE Grade Scales plug-in:</p> <p>The “Edit Stored Grade” page displaying course information for classes taken <u>prior</u> to 2016-17 will have a value in the Associated Grade Scale field as appropriate for the 7-PT Grade Scale for the college prep, honors, or AP/IB/Dual Credit completed courses based on the Uniform Grading Policy.</p> <p>Any course information for classes taken in 2016-17 and forward should display “Same as Course” in the Associated Grade Scale field on the Edit Stored Grade page. The course should indicate that the 10-PT Grade Scale is used for GPA calculations.</p> <p>You must ensure the course information accurately reflects the grade scale for the level of course offered. For high school courses note that AP, IB, Dual Credit, Honors, or College Prep are indicated.</p> <p><i>Note: Review the Uniform Grading Policy to determine if your sections meet grade scale requirements.</i></p>	
Exclude from GPA?	Sections (3)	ExcludeFromGPA	Indicate whether the section should be excluded during GPA calculations.	Same as course = 0; Excluded = 1; Included = 2
Exclude from Class Rank?	Sections (3)	ExcludeFromClassRank	Indicate whether the section should be excluded during class ranking.	Excluded = 1 Included = 0
Exclude from Honor Roll?	Sections (3)	ExcludeFromHonorRoll	Indicate whether the section should be excluded during Honor Roll calculations.	Excluded = 1 Included = 0

Display Name	Table & Number	Field Name	Description	Accepted Values
Section Type	Sections (3)	Section_Type	Section type for a section as assigned during the build process in PowerScheduler. Capturing it in PowerAdmin as part of the commit process for PowerScheduler is necessary to maintain scheduling by section types in Automated Walk-In scheduling. This field is populated by the ScheduleSections SectionType column.	
House	Sections (3)	House	Identifies the house to which the section is assigned, if any, and is necessary to continue support of scheduling students by house in Automated Walk-In scheduling. This field will be captured during the PowerScheduler commit process from ScheduleSections:House. There is no current effort identified to expose this field for editing or viewing in PowerAdmin.	
Team	Sections (3)		Team to which the section is assigned, if any, and is necessary to continue support of scheduling students by team in Automated Walk-In scheduling. Captured during the PowerScheduler commit process from ScheduleSections:Team.	
Close section at max	Sections (3)	MaxCut	Identifies whether enrollment of new students should be allowed after the max enrollment. This is necessary to support max enrollment in Automated Walk-In scheduling. This field will be captured during the PowerScheduler commit process from ScheduleSections:MaxCut.	
Maximum Load Status	Sections (3)		Identifies those teachers who are scheduled to teach more students in a day than is allowed by their contract.	Exempt, Lab, Non-Exempt

Display Name	Table & Number	Field Name	Description	Accepted Values
Instruction Type	S_SC_SEC_X	InstrType	Select the appropriate type of instruction for each section.	Reference the Instruction Type Table .
Single Gender	S_SC_SEC_X	GenderRestricted	Check for sections populated with one gender group – all male or all female	Checked = 1 Unchecked = 0
Is this section a homeroom?	S_SC_SEC_X	Homeroom	Check if the section is a homeroom. (Displays on the SC08 report.)	Yes, No
VSP Teacher Name LN:	S_SC_SEC_X	VSP_LastName	Instructor's last name	
VSP Teacher FN	S_SC_SEC_X	VSP_FirstName	Instructor's first name	
VSP Teacher MI	S_SC_SEC_X	VSP_Mi	Instructor's middle initial	
VSP Certification No.	S_SC_SEC_X	VSP_CertNo	Instructor's VSP certification number	

Instruction Type Table

All instructional course sections must have the “Instruction Type” field completed to identify on-site/in-person and virtual instruction. Non-instructional course sections - those beginning with 0 - are not subject to this requirement. Instruction type data can be imported into PowerSchool. These data begin being reported yearly on the 45th day of school.

Value	Description	Instruction Delivery Modality
(blank) – Select One	Default value only allowed for non-instructional courses (those that began with a 0).	-
A – Instructor Led	The teacher is physically present in the classroom providing in-person instruction to students.	On-Site/In-Person
B – SC Virtual School Program	The teacher provides instruction to students through the VirtualSC program. No other instruction types should be used for VirtualSC course sections.	Virtual
C – Online In-State	The teacher who provides virtual instruction in some capacity as part of a South Carolina school/district/state entity.	Virtual
D – Distance Learning	The teacher provides instruction for students physically located at another school location. For example, the teacher may be located physically at a television studio, yet teaching several groups of students housed in different schools or districts.	Virtual
E – Online Out-of-State	The teacher who provides virtual instruction to students is not part of a South Carolina school/district/state. This includes any course that is provided by a vendor (e.g., EdOptions, Edmentum, Florida Virtual).	Virtual
F – Hybrid	The teacher provides in-person and virtual instruction in some capacity as part of a South Carolina school/district/state entity. When the in-person instructional time does not meet the seat time requirement for the initial offering of a credit-bearing course, the section should be marked as Hybrid. This is not referring to dual modality.	Hybrid

Years and Terms

Start Page > District Management > Scheduling > Years and Terms > Create New School Year
 Start Page > School Management > Scheduling > Years and Terms > Create New School Year
 Office of Federal and State Accountability
 Office of Finance

Correctly setting up a school's terms impacts student scheduling, attendance, and grading.

Create New School Year

		Example Entry
Name of School Year	<input type="text"/>	2001-2002
Abbreviation	<input type="text"/>	01-02
First Day of School	MM/DD/YYYY	08/23/2001
Last Day of School	MM/DD/YYYY	06/05/2002

Note: Once you have entered the first and last dates for the school year, they cannot be changed. Be absolutely sure that the dates are correct and in MM/DD/YYYY format before clicking the Submit button.

[Submit](#)

Fields to Populate

Display Name	Table & Number	Field Name	Description	Accepted Value(s)
Name of School Year	Terms (13)	Name	School year name. A standard name used, for example, is 2024-2025.	
Abbreviation	Terms (13)	Abbreviation	School year abbreviation. For the year term, use numbers (i.e., 24-25 for the 2024-2025 school year).	
First Day of School	Terms (13)	FirstDay	First date of the term using format mm/dd/yyyy	
Last Day of School	Terms (13)	LastDay	End date of the term using format mm/dd/yyyy	

Edit School Year

District Level

Start Page > District Management > Scheduling > Years and Terms > Edit School Year

Edit School Year

Option	Value
Name of School Year	<input type="text" value="2024-2025"/> (example: 2000-2001)
Abbreviation	<input type="text" value="24-25"/> (example: 00-01)
First Day of School	07/22/2024
Last Day of School	05/30/2025

[Submit](#)

School Level

Start Page > School Management > Scheduling > Years and Terms > Edit School Year

Option	Value
Name of School Year	<input type="text" value="2024-2025"/> (example: 2000-2001)
Abbreviation	<input type="text" value="24-25"/> (example: 00-01)
First Day of School	07/22/2024
Last Day of School	05/29/2025
Periods	9 ▾
Days	1 ▾

Submit

Fields to Populate

Display Name	Table & Number	Field Name	Description	Accepted Value(s)
Name of School Year	Terms (13)	Name	School year name. A standard name used, for example, is 2024-2025.	
Abbreviation	Terms (13)	Abbreviation	School year abbreviation. (i.e., 24-25 for the 2024-2025 school year)	
First Day of School	Terms (13)	FirstDay	First date of the term using format mm/dd/yyyy	
Last Day of School	Terms (13)	LastDay	End date of the term using format mm/dd/yyyy	
Periods	Terms (13)	Periods_Per_Day	Number of periods in a school day for the term	
Days	Terms (13)	Days_Per_Cycle	Number of days for a cycle for the term	

Edit Term

District Level

Start Page > District Management > Scheduling > Years and Terms > [Edit Term] > Term Setup > [term selection]

School Level

Start Page > School Management > Scheduling > Years and Terms > [Edit Term] > Term Setup > [term selection]

Field	Value
Name of Term	<input type="text" value="2024-2025"/>
Abbreviation	<input type="text" value="24-25"/> (example: 00-01)
First Day of Term	<input type="text" value="07/22/2024"/>
Last Day of Term	<input type="text" value="05/29/2025"/>
What portion of the school year does this term represent?	Full year ▾
Suppress Classes For This Term From Parent/Student Users	<input type="checkbox"/>
Import File Term #	<input type="text"/>

3400

Submit

Edit Term

Field	Value
Name of Term	Semester 1
Abbreviation	S1 (example: Q1) <small>Note: This abbreviation must start with a letter. Do not use a number by itself.</small>
First Day of Term	07/22/2024
Last Day of Term	12/20/2024
What portion of the school year does this term represent?	1/2
Suppress Classes For This Term From Parent/Student Users	<input type="checkbox"/>
Import File Term #	

3401

Submit

Fields to Populate

Display Name	Table & Number	Field Name	Description	Accepted Value(s)
Name of Term	Terms (13)	Name	Name of the term, indicating when it occurs during the academic year (e.g., Semester 1)	
Abbreviation	Terms (13)	Abbreviation	School year abbreviation. (e.g., 24-25 for the 2024-2025 school year)	
First Day of Term	Terms (13)	FirstDay	First date of the term using format mm/dd/yyyy	
Last Day of Term	Terms (13)	LastDay	End date of the term using format mm/dd/yyyy	
What portion of the year does this term represent?	Terms (13)	IsYearRec	Fraction or item representing the portion of the school year in which the term takes place	
Suppress Classes for this term from Parent/Student Users	Terms (13)	SuppressPublic View	Indicate if sections that meet for this term should be shown in the public portal and mobile app.	Suppressed = 1 Not suppressed = 0
Import File Term #	Terms (13)	ImportMap	If importing, what code will relate to this term	
Year	Terms (13)	YearID	Number representing which year the term belongs to, such as 13 for 2003-2004 or 29 for the school year 2019-2020	

Student Scheduling Setup

Start Page > [Student Selection] > Courses and Programs > Scheduling Settings > Scheduling Setup

Set student scheduling preferences before creating or entering student course requests. By setting these parameters before students submit requests, they will be created with the appropriate future school and schedule year identifiers.

Associated Procedures

The Next School Indicator must be populated for the “End of Year” process to move the student to the next school for the upcoming school year.

The Year of Graduation should be the expected year the student will graduate. This value will print on the “Work In Progress” and “Final” transcripts. Be sure to update this value as the student matriculates through grade levels until graduation. It is calculated from the 9GR value + three years.

Scheduling Setup

Abdy, Arthus Damazia 12 770010013200 THS1

Required Settings	
Next Year Grade	99 ✓
Priority	1 ✓
Schedule This Student	<input checked="" type="checkbox"/>
Year of Graduation	2020 ✓
Summer School Indicator	None ▾
Note for Summer School Admin	<div></div> <div>80 characters left</div>
Next School Indicator	Graduated Students ▾ ✓
Optional Settings	
Next Year Campus/Building	<input type="text"/> Associate
Next Year House	<input type="text"/> Associate
Next Year Team	▾

Fields to Populate

Display Name	Table & Number	Field Name	Description	Accepted Value(s)
Next Year Grade	Students (1)	Sched_NextYearGrade	Grade the student will be next year. If retained, this number will be the same as the current grade level.	
Priority	Students (1)	Sched_Priority	Number for the Load Priority for this student (When should this student be scheduled among other students.)	1-99
Schedule This Student			Check the box for PowerScheduler to schedule the student	Checked = 1 Unchecked = 0
Year of Graduation	Students (1)	Sched_YearofGraduation	Year the student is expected to graduate from the current school. This value populates "Class of" on SCDE transcripts.	
Summer School Indicator	Students (1)	SummerSchoolID	Select if attending a summer school	
Note for Summer School Admin	Students (1)	SummerSchoolNote	Notes for the summer school administrator, if needed	
Next School Indicator	Students (1)	Next_School	School the student is expected to attend next school year	
Next year Compus/Building	Students (1)	Sched_NextYearBuilding	To select the campus or building that the student will go to next year, click Associate and Submit.	
Next Year House	Students (1)	Sched_NextYearHouse	To select the house that the student will belong to next year, click Associate and Submit.	
Next Year Term	Students (1)	Sched_NextYearTeam	Choose the team that the student will belong to next year.	

Schools / School Information

Start Page > District Management > District Setup > School Info > Edit School
Office of Federal and State Accountability
Office of Finance

Use the School Info page to add a new school to the system or to edit information about a school already in the system.

Associated Procedures

Beginning each school year, verify the accuracy of the School Info page, especially if the grade range has changed from the previous year. Update values as often as needed. Values entered will appear on various reports such as students' transcripts.

Edit School	
School Information	
School Name	Test High School 1
School Abbreviation	THS1 (example: FHS)
Is a Summer School	<input type="checkbox"/> Checking this will allow the school to show up in the student "Summer School Indicator" drop-down and will change how the year term number is identified for years starting after July 1.
School Address (Full) (include school name)	
School Address	2689 South 29th Court
School City	Avalon
School State/Province	South Carolina
School Postal/Zip Code	29999
School County Name	
School County Number	
School Phone Number	
School FAX Number	
School Number (9 digit maximum)	3 (once entered, do not change later)
Alternate School Number	0 (leave as zero to use school number)
StatePrid (32 character maximum)	003 (Use only when SIF is enabled)

Fields to Populate

Display Name	Table & Number	Field Name	Description	Accepted Value(s)
School Name	Schools (39)	Name	School full name	
School Abbreviation	Schools (39)	Abbreviation	School abbreviation	
Is a Summer School	Schools (39)	IsSummerSchool	Check the box to indicate a summer school.	Checked = 1 Unchecked = 0
School Address	Schools (39)	SchoolAddress	School street address	
School City	Schools (39)	SchoolCity	School city	

Display Name	Table & Number	Field Name	Description	Accepted Value(s)
School State/Province	Schools (39)	SchoolState	School state	SC
School Postal/Zip Code	Schools (39)	SchoolZip	School postal/zip code	
School Phone Number	Schools (39)	SchoolPhone	School phone number with area code	
School FAX Number	Schools (39)	SchoolFax	School fax number with area code	
School Number	Schools (39)	School_Number	Enter the school's three-digit number. Once entered, it can't be changed. This is an assigned number from the SCDE Office of Federal and State Accountability.	
StatePrid	Schools (39)	SIF_StatePrid	Enter the school's three-digit number. Once entered, it can't be changed. This is an assigned number from the SCDE Office of Research and Data Analysis.	
Exclude From State Reporting?	Schools (39)	State_ExcludeFrom Reporting	Check the box to exclude this school from state reporting.	Excluded = 1 Included = 0
Grades (lowest - highest)	Schools (39)	Low_Grade	Lowest grade level at the school based on the official list provided to the SCDE from your district	
Grades (lowest - highest)	Schools (39)	High_Grade	Highest grade level at the school based on the official list provided to the SCDE from your district	
Principal's Name	Schools (39)	Principal	Name of the school principal or director	
Days	Terms (13)	Days_Per_Cycle	Review the bell schedule for the number of days in the cycle.	
Periods	Terms (13)	Periods_Per_Day	Review the bell schedule for the number of periods each day.	

South Carolina State Information

Start Page > [Student Selection] > Compliance > State/Province – SC

The “South Carolina State Information” page contains tabs for the SC-specific fields used for federal/state reports and school funding.

State ID/State Student Number: The State Unique Numbering System (SUNS), through the SUNS PowerSchool Integration plugin, automatically populates the State ID field after the required data is entered in the fields below when enrolling a student and a match is location:

- Last Name
- First Name
- Grade Level
- Gender
- Date of Birth
- Student ID (assigned by PowerSchool)
- Ethnicity: Hispanic/Latino (Y/N)
- Race

If data exist in the following fields, the match process more effectively returns State ID numbers for students:

Middle Name

Name Suffix

Social Security Number (If entered, it must be formatted properly.)

Include this student in State Reporting: Set this value to Yes when a student is receiving funding and should be included in PowerSchool reporting or No when a student isn’t funded.

Exclude this student from Ed-Fi Publishing: The default value is No for students with an enrollment in the current year. Change this value to Yes to exclude an individual student from Ed-Fi publishing. Change it to No to include any student who is not currently included. At rollover, this value is set to Yes. If it becomes necessary to report data on an inactive student who has never been enrolled in the current year, set this value to No and the record will be included in Ed-Fi publishing for the current year. Not all resources will publish for a student; however, the data elements needed for state reporting after a student has left are published.

Changing this value from No to Yes doesn’t remove the student’s published data from Ed-Fi, but the record will be excluded from future publishing.

Associated Procedures

SC25 Miscellaneous SC Fields Initialization

Start Page > Data and Reporting > Reports > State Initialization > SC25 Miscellaneous SC Fields Initialization

Run the SC25 Miscellaneous SC Fields Initialization only once at the beginning of each school year. This process will clear the active students’ data values for the following fields:

- South Carolina Student Information
 - English Proficiency Levels
 - Change all M1 values to M2
 - Change all M2 values to M3

- Change all M3 values to M4
- Change all M4 values to 8 – English Speaker with a Status of Former EL
- Change all 10 values to 11
- Change all 11 values to AW

Note: (If values “8 – English Speaker” or “9 – Native Speaker” are selected, they will not be initialized.)


- Instructional Setting
- True Grade
- Foster Home
- MLP
 - Annual Parent/Guardian Notification Date
 - Immigrant Funding Exception – In US School(s) 3 Full Academic Years or Less
 - MLP Program Service Delivery Models (PSDMs) (01 – 11)
- Homeless Student Information
 - Primary Night Time Residence
 - Served by ARP-HCY
 - Unaccompanied Youth

Associated Documentation

[SUNS Data Access & Management Policy](#)

[EFA/EIA Step-by-Step Guide for Running 45-day and 135-day Funding Reports](#)

[Pupil Accounting Manual](#)

South Carolina State Information
 

South Carolina State Information

State ID 4366727838

Include this student in State Reporting

Exclude this student from Ed-FI Publishing

Self Contained Class ☐

EFA/EIA Classification Information

Contacts

Chronic Absenteeism

Truancy

CTE

Early Childhood

South Carolina Student Information

MLP

Read To Succeed

Precode

Students Not Tested on State Assessments

Transportation

Work-based Learning

Homeless Student Information

Immunizations

Cohort Maintenance Worksheet

Civil Rights Data Collection (CRDC)

Privacy and Security

Fields to Populate

Display Name	Table & Number	Field Name	Description	Accepted Value(s)
State ID	Students (1)	State_StudentNumber	Unique ten-digit SUNS number required for every SC student	

Display Name	Table & Number	Field Name	Description	Accepted Value(s)
Include this student in State Reporting	S_SC_STU_X	IncludeInReporting	Default value is Yes to include the student in state reporting and for EFA/EIA funding	Yes = Blank No = 1
Exclude this student from Ed-Fi Publishing	S_STU_EDFI_X	ExcludeFromEdFi	Default value is No. Select Yes to exclude the student from Publishing.	No = Blank Yes = 1
Self Contained Class	S_SC_STU_X	SelfContained	Check this box to indicate the student is enrolled in a self-contained special education class at this school.	

Career and Technical Education (CTE)

Start Page > [Student Selection] > South Carolina State Information > SC Career and Technical Education

Office of Career & Technical Education and Student Transition Services

Reference the [CTE Data Collection and Reporting](#) page for the most current reporting requirements for CTE Data Collection. CTE data are collected to meet state and federal requirements, including the South Carolina Education Accountability Act of 1998 and the seven core indicators of performance for the Strengthening Career and Technical Education for the 21st Century Act (Perkins V). Additionally, these data are required for enrollment, placement, and the allocation of funds to local school districts for the support of career and technology education programs.

Associated Procedures

Concentrator Year Fields: The Concentrator Year fields are used to identify the semester and year a student became a CTE concentrator. The list of values changes yearly with a fall (FA0 and spring (SP) value added for the upcoming school year. For a student completing in fall 2024, the value would be 'FA24' or 'SP25' if completing spring 2025. The value 'PT22' (Prior to 22) was added as a generic value for cases where students became concentrators prior to the 2021-22 school year.

Completion Year Fields: The Completion Year field indicates the semester and year the student completed the required units in a state-recognized CTE program.

Associated Documentation

[CTE Student Reporting Procedures Guide](#)

The screenshot shows the 'SC Career & Technical Education Data Entry' form. At the top, there is a navigation bar with tabs: Contacts, Chronic Absenteeism, Truancy, CTE, Early Childhood, SC Student Information, MLP, Read To Succeed, Precode, Students Not Tested, Transport, and Work-Based Learning. Below the tabs is a 'Privacy and Security' section. The main form area contains several fields for data entry, organized into sections for Concentrator and Completer information. The 'Single Parent' field is a dropdown menu. The 'Out-of-Workforce Individual' field is a dropdown menu. The 'Exceptions' field is a dropdown menu. The 'Diploma Earned' field is a dropdown menu. The 'CIP Code 1 (Primary/Most related to post-graduation plans)' field is a dropdown menu. The 'CTE Program Location 1 (if not home high school)' field is a dropdown menu. The 'CTE Concentrator 1' field is a dropdown menu. The 'Concentrator Year 1' field is a dropdown menu. The 'CTE Completer 1' field is a dropdown menu. The 'Completion Year 1' field is a dropdown menu. The 'CIP Code 2' field is a dropdown menu. The 'CTE Program Location 2 (if not home high school)' field is a dropdown menu. The 'CTE Concentrator 2' field is a dropdown menu. The 'Concentrator Year 2' field is a dropdown menu. The 'CTE Completer 2' field is a dropdown menu. The 'Completion Year 2' field is a dropdown menu. The 'CIP Code 3' field is a dropdown menu. The 'CTE Program Location 3 (if not home high school)' field is a dropdown menu. The 'CTE Concentrator 3' field is a dropdown menu. The 'Concentrator Year 3' field is a dropdown menu. The 'CTE Completer 3' field is a dropdown menu. The 'Completion Year 3' field is a dropdown menu.

Fields to Populate

Display Name	Table & Number	Field Name	Description	Acceptable Values
Single Parent	S_SC_STU_CATE_X	CATE_SingleParentInd	Choose Yes if this student meets the criteria for a single parent.	Y – Yes N – No
Out-of-Workforce Individual	S_SC_STU_CATE_X	CATE_DisplHomeMakerInd	Choose Yes if the student meets the criteria for an out-of-workforce individual. (See CTE Student Reporting Procedures Guide for definition.)	Y – Yes N – No
Exceptions	S_SC_STU_CATE_X	CATE_ExceptionsCode	Choose I for students whose <u>IEPs indicate</u> they will not complete the requirements needed to obtain a SC High School Diploma and/or all of the core standards for a specified CTE course/program will not be taught (i.e., mastery of only a portion of the core standards in a program is appropriate for the student). Choose W if the student withdrew from the CTE program or from the school during the school year.	I – IEP [non-diploma]; W - Withdrawn
Diploma Earned	Students (1)	DiplomaEarnedCode	Read-only display of the type of diploma the student earned	
CTE Concentrator 1 - 2	S_SC_STU_CATE_X	CATE_ConcetrInd, CATE_ConcetrInd2	Choose Yes if the student is a CTE Concentrator.	Yes = 1 No = 0
Concentrator Year 1 - 2	S_SC_STU_CATE_X	CTE_ConcetrYr, CTE_ConcetrYr2	Semester and year the student became a CTE Concentrator	
CIP Code 1 - 2	S_SC_STU_CATE_X	CATE_CIPCode, CATE_CIPCode2	CIP code that identifies the CTE program in which the student is a concentrator	Review CTE Student Reporting Procedures Guide

Display Name	Table & Number	Field Name	Description	Acceptable Values
CTE Completer 1 - 2	S_SC_STU_CATE_X	CATE_CompleterInd; CATE_CompleterInd2	Choose Yes if the student completed the CTE program (earned all required units).	Yes = 1 No = 0
Completion Year 1 - 2	S_SC_STU_CATE_X	CATE_YrCompleted, CATE_YrCompleted2	Semester and year the student completed the CTE program	
3-Unit Completer 1 - 2	S_SC_STU_CATE_X	CATE_Units, CATE_Units2	Choose Yes if the student completed an approved three-unit CTE program by earning only three units.	Yes = 1 No = 0
CTE Program Location 1 – 2 (if not home high school)	S_SC_STU_CATE_X	CATE_RemoteSchCode, CATE_RemoteSchCode2	School ID number identifying the center or other high school where the CTE program is offered. <i>Only populate this field if the program is offered at a location other than the student's home high school.</i>	
Certification Administered	S_SC_STU_CATE_C	Cert_Admin	Certification or credential exam administered	Review CTE Student Reporting Procedures Guide
Certification Passed	S_SC_STU_CATE_C	Cert_Passed	Student passed the certification or credential exam or earned the certification or credential listed	Yes = 1 No = 0
Certification Admin Year	S_SC_STU_CATE_C	Cert_AdminYear	Semester and year the certification or credential exam was administered	

Display Name	Table & Number	Field Name	Description	Acceptable Values
Cert Admin Location	S_SC_STU_CATE_C	Certification_Owner	School ID number identifying the center or other high school responsible for the administration of the certification or credential. <i>Only populate this field if the certification was administered at location other than the student's home high school.</i>	
Certification Year	S_SC_STU_CATE_C	Cert_Year	Year the accompanying certification was awarded (read only)	
Certification	S_SC_STU_CATE_C	CATE_Cert	Certification the student earned (read only)	
CTSO Membership 1 - 2	S_SC_STU_CATE_X	CTSO_Membership1, CTSO_Membership2	Career and Technical Student Organization in which the student holds membership	Review CTE Student Reporting Procedures Guide
CTE Placement Code	S_SC_STU_CATE_X	PlaceLevelCode	Placement status of CTE program completers 10 months after graduation (i.e., not post-graduation plans)	Review CTE Student Reporting Procedures Guide
Placement Employer	S_SC_STU_CATE_X	PlaceEmployer	Name of the CTE completer's employer (if employed 10 months after graduation)	
Placement Phone	S_SC_STU_CATE_X	PlacePhone	Phone number of the CTE completer's employer (if employed 10 months after graduation)	
Placement Job Title	S_SC_STU_CATE_X	PlaceJobTitle	Job title of the CTE completer (if employed 10 months after graduation)	
Placement Supervisor Name	S_SC_STU_CATE_X	PlaceSupervisor Name	Name of the CTE completer's supervisor (if employed 10 months after graduation)	

Display Name	Table & Number	Field Name	Description	Acceptable Values
Placement Start Date	S_SC_STU_CATE_X	PlaceStartDate	CTE completer's employment start date (if employed 10 months after graduation)	
Placement Higher Ed Name	S_SC_STU_CATE_X	PlaceHigherEd Name	Name of the postsecondary institution in which the CTE completer is enrolled (if enrolled 10 months after graduation)	
Placement Higher Ed Program	S_SC_STU_CATE_X	PlaceHigherEd Prog	Name of the program at the postsecondary institution in which the CTE completer is enrolled (if enrolled 10 months after graduation)	
Placement Military Branch	S_SC_STU_CATE_X	PlaceMilitary Branch	Name of the military branch in which the CTE completer enlisted (if in the military 10 months after graduation)	
Placement Military Training	S_SC_STU_CATE_X	PlaceMilitary Train	Type of military training the CTE completer received (if in the military 10 months after graduation)	

Early Childhood

Start Page > [Student Selection] > South Carolina State Information > SC Early Childhood
Office of Early Learning and Literacy

Early childhood education is a major strategic aim of the South Carolina Department of Education (SCDE). All children must be provided the opportunity to enter school prepared to succeed.

Associated Procedures

All three- and four-year-old students in pre-kindergarten (PK) classes must be enrolled with an Entry Code of *E* (*Eligible for State Funding*) and Include in State reporting value of *Yes*. All PK3 and PK4 students must have the appropriate EIA code: EC3 or EC4.

Ensure the following fields are populated for PK3 and PK4 students on the SC Student Information page:

English Proficiency Levels
Language First Acquired
Language Spoken Most Often

Primary Home Language
Oral/Written Communication Languages
Transportation Mode AM and PM.

Fields to Populate

Display Name	Table & Number	Field Name	Description	Acceptable Value(s)
Low Birth Weight	S_SC_STU_ EC_X	EC_LowBirth WeightInd	Select if student's birth weight is below 5.5 pounds.	Blank = Null; Yes = 1; No = 0

Display Name	Table & Number	Field Name	Description	Acceptable Value(s)
Medical Care Source	S_SC_STU_ EC_X	EC_MedCare SrcCode	Indicate the medical care source for all four-year-old (PK4) and five-year-old (K) children served in a public program.	Blank – Null; C – Free Health Clinic; E – Emergency Room; F – Family Physician; O – Other
Ed Level Mom/Female Guardian	S_SC_STU_ EC_X	EdLevel_ MomFG	Mother’s or female guardian’s highest education level attained; value can be updated as needed.	Blank – Null A – Associate Degree B – Bachelor’s Degree G – GED H – High School Degree M – Master’s Degree N – No HS Diploma P – PhD
Years Ed Mom/Female Guardian	S_SC_STU_ EC_X	YearsED_MomFG	Mother’s or female guardian’s number of years of formal education; value can be updated as needed.	1 - 30 year(s)
Countdown to Kindergarten	S_SC_STU_ EC_X	EC_CountDownTo KinderInd	Only for K. Select yes, if the student participated in a <i>Countdown to Kindergarten</i> program.	Blank = Null; Yes = 1; No = 0
Early Childhood Placement	S_SC_STU_ EC_X	EC_EarlyChildPlac eCode	Populate annually for PK only	Blank – Null, 3 – Classroom for 3-year-olds, 4 – Classroom for 4-year-olds, 5 – Classroom for 5-year-olds, M – Multiage Classroom
Head Start	S_SC_STU_ EC_X	EC_HeadStartInd	Select Yes if the PK3 or PK4-year-old student is being served in a Head Start program.	Blank = Null, Yes = 1; No= 0
Class Curriculum	S_SC_STU_ EC_X	EC_ClassCurrCode	Select the appropriate curriculum for the current year. Update this value when the student moves from PK3 to PK 4.	Blank – Null; Big Day; Creative Curriculum; High Scope; Investigator; Montessori; World of Wonder; Other
Days per Week Served	S_SC_STU_ EC_X	DaysServed_PerW eek	Select the number of days per week the student is served and update as the student changes grade.	1 – 3 days; 4 or more days

Display Name	Table & Number	Field Name	Description	Acceptable Value(s)
Family Literacy Services	S_SC_STU_EC_X	EC_FamilyLiteracySrvcs	For PK3 or PK4, select if a family member participated in the district <i>Family Literacy Program</i> .	Blank – Null, B – Both Parents, F – Father, G – Guardian (or Grandparent), M – Mother, N – None
Family Literacy Years (Child Participation)	S_SC_STU_EC_X	EC_YrsFamilyLitSrvcs	Populate for PK4 students only to indicate the number of years the student/family received district family literacy services.	Blank – Null 1 – 1 Year 2 – 2 Years 3 – 3 Years 4 – 4 or more Years
Income Range	S_SC_STU_EC_X	EC_FamilyIncRangeCode	Field is now greyed out.	
Tuition paid by Parent/Guardian	S_SC_STU_EC_X	EC_TuitionPayer	Check for any student whose parent or guardian pays tuition for PK3 or PK4.	Yes, No
Prior Child Care	S_SC_STU_EC_X	EC_CarePriorToSchoolCode	Select the value that best describes the last school or childcare setting the K student attended prior to entering the current school-based program.	Blank – Null, U – Unknown, P – Public, R – Private, I – Informal/Home
Prior Provider	S_SC_STU_EC_X	EC_PriorProvider	Select the prior provider type of childcare for the K student. This dropdown is not available for <i>R - Private</i> .	Blank – Null, U – Unknown, S – Head Start, K – PK Public School, REL – Relative, NREL – Non-Relative
Prior Class	S_SC_STU_EC_X	EC_PriorClassType	Select the prior class type for the prior provider for the K student. This dropdown is not available for <i>I – Informal/Home</i> .	Blank – Null; U – Unknown; FDS - Full Day; PDS - Partial Day
Date Tested	S_SC_STU_X	DIAL_Test_Date	Date the DIAL assessment was administered.	
DIAL MOTR_SubScale Number	S_SC_STU_X	DIAL_MOTR_SubScaleNum	Number score for DIAL_MOTR_SubScale	
DIAL MOTR_SubScale Percent	S_SC_STU_X	DIAL_MOTR_SubScalePer	Percent score for DIAL_MOTR_SubScale	
DIAL CONC_SubScale Number	S_SC_STU_X	DIAL_CONC_SubScaleNum	Number score for DIAL_CONC_SubScale	
DIAL CONC_SubScale Percent	S_SC_STU_X	DIAL_CONC_SubScalePer	Percent score for DIAL_CONC_SubScale	
DIAL LANG_SubScale Number	S_SC_STU_X	DIAL_LANG_SubScaleNum	Number score for DIAL_LANG_SubScale	

Display Name	Table & Number	Field Name	Description	Acceptable Value(s)
DIAL LANG_SubScale Percent	S_SC_STU_X	DIAL_LANG_SubScalePer	Percent score for DIAL_LANG_SubScale	
DIAL SELF_SubScale Number	S_SC_STU_X	DIAL_SELF_SubScaleNum	Number score for DIAL_SELF_SubScale	
DIAL SELF_SubScale Percent	S_SC_STU_X	DIAL_SELF_SubScalePer	Percent score for DIAL_SELF_SubScale	
DIAL SEmot_SubScale Number	S_SC_STU_X	DIAL_SEmot_SubScaleNum	Number score for DIAL_SEMOT_SubScale	
DIAL SEmot_SubScale Percent	S_SC_STU_X	DIAL_SEmot_SubScalePer	Percent score for DIAL_SEMOT_SubScale	

EFA/EIA Classification Information

Start Page > [Student Selection] > Compliance > EFA Code Entry
Office of Finance

The Office of Finance uses only the primary EFA (Education Finance Act) classification code for EFA funding.

Associated Procedures

A student whose program of instruction meets the criteria for more than one EFA category should be counted in the highest weighted category for the Primary EFA field.

EFA and EIA Initialization

Start Page > Data and Reporting > Reports > State Initialization > EFA/EIA Initialization (post-migration)

Beginning each school year, the SIS administrator should run the EFA/EIA Initialization Process to reset to default the EFA primary code and effective start date for each K-12 student (pre-enrolled or currently enrolled) having a value of “Yes” for the *Include in State Reporting* field. Only after the initialization process is completed should any staff member begin verifying, editing, or entering new EFA/EIA values for students. All values entered prior to initialization will be reset. For students enrolled after the EFA/EIA initialization is run, an initial EFA code and effective start date must be entered manually.

Associated Documentation

[EFA/EIA Step-by-Step Guide for Running 45-day and 135-day Funding Reports](#)
[Pupil Accounting Manual](#)
[Funding Manual](#)
[South Carolina Student Accountability System](#)

EFA Code Entry and EFA History

Start Page > [Student Selection] > Compliance > EFA /EIA Classification Information

Primary student EFA funding is based on values entered on the EFA/EIA pages.

Associated Procedures

The various values for EFA fields can be grouped into 3 different categories:

- Base Programs - kindergarten, primary, elementary, and high school students

Code	Classification	Grade Span	Age Requirement
K	Kindergarten	Kindergarten	5 on or before September 1st
P	Primary	1-3	6 on or before September 1st
EL	Elementary	4-8	
HS	High School	9-12	
EM	Educable Mentally Handicapped		

Code	Classification	Grade Span	Age Requirement
LD	Learning Disabled		

- Exceptional programs - students receiving special education and home-based services

EM Educable Mentally Handicapped
LD Learning Disabled
TM Trainable Mentally Handicapped
EH Emotionally Handicapped
OH Orthopedically Handicapped

VH Visually Handicapped
HH Hearing Handicapped
AU Autism
SP Speech Handicapped
HO Homebound

Note: Students coded with one of the exceptional program values in the EFA Primary field must have an Individualized Education Plan (IEP) and be at least 5 years old before September 2nd of the current school year (with an exception for 4-year-olds receiving visual- and/or hearing-related services). PK3 students are not eligible for exceptional program funding.

- Vocational programs - Career and Technology (CTE) students, grades 9 - 12
VOC First term of vocational training

Associated Documentation

[EFA/EIA Step-by-Step Guide for Running 45-day and 135-day Funding Reports](#)

[Pupil Accounting Manual](#)

[Funding Manual](#)

[South Carolina Student Accountability System](#)

EFA Code Entry

EFA Code Entry

EIA Code Entry

High Achieving

Add On Weightings

Standardized Test Performance Level

EFA History

EIA History

High Achieving History

Add On Weightings History

Standardized Test Perf Level History

EFA Primary: P - Primary

EFA Secondary Codes

EFA History

EFA Code Entry

EIA Code Entry

High Achieving

Add On Weightings

Standardized Test Performance Level

EFA History

EIA History

High Achieving History

Add On Weightings History

Standardized Test Perf Level History

Edit

08/07/2024

P

Add

Fields to Populate

Field Label	Table & Number	Field Name	Description	Acceptable Value(s)
EFA Primary	S_SC_STU_EFA_History_C	efa_primary	Select the highest weighted category of funding most accurately representing the student.	Reference the values under Associated Procedures
EFA (2-10)	S_SC_STU_EFA_History_C	efa_1, efa_2, etc.	The SCDE uses only the primary EFA classification code for EFA funding. Complete EFA 2-10 if needed for alternative purposes.	Reference the values under Associated Procedures
Start Date (EFA Start Date)	S_SC_STU_EFA_History_C	start_dt	Date student begins receiving services related to the EFA code through the district/school.	
Stop Date (EFA Stop Date)	S_SC_STU_EFA_History_C	stop_dt	Enter the stop date when a change is needed. Automatically populated when a student's EFA Classification changes. Do not enter future stop dates.	

Acceptable EFA Codes & Weightings Contact the Office of Finance for updated weightings.
financesvcs@ed.sc.gov

EIA Code Entry and EIA History

Start Page > [Student Selection] > Compliance > EIA Code Entry or EIA History

Funding and reporting data for PK3 and PK4 students are recorded on the EIA Code Entry and EIA History tabs.

Associated Procedure

PK3 students are coded “EC3 - 3 Year Olds”. PK4 students are coded “EC4 - 4 Year Olds”. This applies to both full- and half-day programs.

Associated Documentation

[EFA/EIA Step-by-Step Guide for Running 45-day and 135-day Funding Reports](#)
[Pupil Accounting Manual](#)
[Funding Manual](#)
[South Carolina Student Accountability System](#)

EIA Code Entry

EFA Code Entry

EIA Code Entry

High Achieving

Add On Weightings

Standardized Test Performance Le

Add On Weightings History

Standardized Test Perf Level History

EIA Codes

EIA 1: EC3 - 3 Year Olds

EIA History

Start Date	Stop Date	EIA 1
08-08-24		EC3

EIA History

EFA Code Entry

EIA Code Entry

High Achieving

Add On Weightings

Standardized Test Performance

Standardized Test Perf Level History

Add

	Start Date	Stop Date	EIA 1
Edit	08-08-24		EC3

Fields to Populate

Field Label	Table & Number	Field Name	Description	Accepted Value(s)
EIA 1	S_SC_STU_EIA_History_C	eia_1	Select the appropriate code.	EC3 - 3 Year Olds; EC4 - 4 Year Olds
Start Date (EIA Start Date)	S_SC_STU_EIA_History_C	START_DT	Date student began receiving PK services	
Stop Date (EIA Stop Date)	S_SC_STU_EIA_History_C	STOP_DT	Date student discontinued receiving PK services, if applicable.	

High Achieving Code Entry and High Achieving History

Start Page > [Student Selection] > Compliance > EFA/EIA Classification Information > High Achieving or High Achieving History

High achieving Add-On Weighting is awarded to students with a current-year entry on the High Achieving tab. The High Achieving History tab displays students' historical high achieving data.

Associated Procedures

Students coded as Gifted and Talented must be classified as academically or artistically gifted and talented, be served in a gifted and talented class, and be in grade levels three through twelve. Students coded as Advanced Placement (AP) and/or International Baccalaureate (IB) must be in grades nine through twelve and enrolled in an AP and/or IB course.

Associated Documentation

[EFA/EIA Step-by-Step Guide for Running 45-day and 135-day Funding Reports](#)

[Pupil Accounting Manual](#)

[Funding Manual](#)

[South Carolina Student Accountability System](#)

High Achieving Code Entry

EFA Code Entry
EIA Code Entry
High Achieving
Add On Weightings
Standardized Test Performance Level
EFA History
EIA History
High Achieving History

Add On Weightings History
Standardized Test Perf Level History

Start Date	Stop Date	High Achieving 1	High Achieving 2	High Achieving 3	High Achieving 4	GT Art Discipline	GT Academic Area
08/05/2024		GTA					B

Add

High Achieving History

EFA Code Entry
EIA Code Entry
High Achieving
Add On Weightings
Standardized Test Performance Level
EFA History
EIA History
High Achieving History

Add On Weightings History
Standardized Test Perf Level History

	Start Date	Stop Date	High Achieving 1	High Achieving 2	High Achieving 3	High Achieving 4	GT Art Discipline	GT Academic Area
Edit	08/05/2024		GTA					B

Add

Fields to Populate

Display Name	Table & Number	Field Name	Description	Accepted Values
Start Date	S_SC_STU_HGHACH_C	START_DT	Date student enrolled for the current school year	
Stop Date	S_SC_STU_HGHACH_C	Stop_Dt	Date student discontinued receiving services, if applicable	
High Achieving 1 - 4	S_SC_STU_HGHACH_C	HIGHACH_1, HIGHACH_2, HIGHACH_3, HIGHACH_4	Select the value that most accurately represents a student who is being served in a High	AP – Advanced Placement; IB – International Baccalaureate;

Display Name	Table & Number	Field Name	Description	Accepted Values
			Achieving program or course. Funding is determined by any value in the High Achieving 1 field. Use the other High Achieving fields if needed for alternative purposes.	GTA – Gifted and Talented Academic; GTR – Gifted and Talented Artistic Discipline
GT Artistic Discipline	S_SC_STU_HGHACH_C	GT_ARTISTIC_DISCIPLINE	Artistic area in which the student is being served, if applicable	V – Visual Arts D – Dance R – Drama M – Music O – Other Area
GT Academic Area	S_SC_STU_HGHACH_C	GT_ACADEMIC_AREA	Academic area in which the student is being served, if applicable	E – ELA M – Math B – Both ELA and Math; I – Interdisciplinary O – Other Area

Add On Weightings and Add On Weightings History

Start Page > [Student Selection] > Compliance > EFA/EIA Classification Information > Add On Weightings or Add On Weightings History

Schools receive additional (or “Add On”) funding when serving students with certain characteristics. Current and historical Add On Weighting status are displayed on the Add On Weightings tab in a read-only format.

Associated Procedures

SC23 Add-On Weightings Initialization:

Start Page > Data and Reporting > Reports > State Initialization > SC23 Add-On Weightings Initialization

The SC Add-On Weightings Initialization should be run once at the beginning of the school year. The process creates a new Add-On Weightings record for students active on that day and sets the value for each of the fields for that record to “No”. Ensure that PowerSchool is set to the current school year prior to initializing. Once the process starts it cannot be stopped and could be a long process.

SC24 Add-On Weightings Update:

Start Page > Data and Reporting > Reports > Compliance Reports > SC24 Add-On Weightings

The SC24 Add-On Weightings Update should be run periodically to update fields on the Add On Weightings page, especially after changes are made to the underlying data for those fields. The process creates a new record for students enrolled at least one day for the current school year with changes detected in any of the fields that affect Add On Weightings.

Associated Documentation

[EFA/EIA Step-by-Step Guide for Running 45-day and 135-day Funding Reports](#)

Contact the Office of Finance at financesvcs@ed.sc.gov for updated weightings.

Add On Weightings

EFA Code Entry	EIA Code Entry	High Achieving	Add On Weightings	Standardized Test Performance Level	EFA History	EIA History	High Achieving History
			Add On Weightings History	Standardized Test Perf Level History			

Current Status

Last Updated	08/26/2024					
Academic Assistance	No	(Not Met on Elementary/Middle School Assessments or High School Assessments)				
High Achieving	Yes	(GTA, GTR, AP, IB)				
LEP	No	(ESL value of 1-5, 6.0, A1, A2, A3)				
Dual Credit	No	(Approved Dual Enrollment course where 'E' is the 7th character of the Course Number)				
Poverty	Yes	(Directly Certified, Direct Certification Extended, SNAP/TANF, Homeless, Migrant, Runaway, Foster)				

Historical Status

Date Updated	Academic Assistance	High Achieving	LEP	Dual Credit	Poverty
07/03/2024	No	No	No	No	No
08/20/2024	No	No	No	No	Yes

Add On Weightings History

EFA Code Entry	EIA Code Entry	High Achieving	Add On Weightings	Standardized Test Performance Level	EFA History	EIA History	High Achieving History
			Add On Weightings History	Standardized Test Perf Level History			

	Date Updated	Academic Assistance	High Achieving	LEP	Dual Credit	Poverty
Delete	07/03/2024	No	No	No	No	No
Delete	08/20/2024	No	No	No	No	Yes
Delete	08/26/2024	No	Yes	No	No	Yes

Academic Assistance

Academic Assistance Add On Weighting is based on student performance on previous year state standardized tests. Schools receive additional funding for students whose scores indicate they are not meeting the grade level learning objectives on assessments.

High Achieving

Students coded as Gifted and Talented must be classified as academically or artistically gifted and talented, served in a gifted and talented class, and in grades three through twelve. Students coded as Advanced Placement (AP) and/or International Baccalaureate (IB) must be in grades nine through twelve and enrolled in an AP and/or IB course. Certain Cambridge courses may also apply. Schools receive additional funding for students meeting these qualifications.

Limited English Proficient (LEP) Students

The English Proficiency Levels field (S_SC_STU_X table) on the SC Student Information page determines student status for Limited English Proficient (LEP) funding. All proficiency codes for LEP students must be entered into the SIS within the first forty-five days of each school year.

A new value of SSI can now be assigned to any student receiving services only. These students don't need to be evaluated until they enter an educational program.

Poverty (Pupils in Poverty, PIP)

There are several PowerSchool fields which can trigger Pupils in Poverty (PIP) funding. If the "Migrant" field on the SC Student Information page is checked, a student will receive PIP

funding. If the “Foster Home” field on the SC Student Information page is set to Y, a student will receive PIP funding, and if the “Primary Night Time Residence” field on the Homeless Student Information page is set to B, S, D, U, or H, the student will receive PIP funding. There is not currently a tab or page where an administrator can choose, edit, or add Pupils in Poverty records, but a student’s status is viewable on the Add On Weightings tab in the Poverty field. In addition, there are several hidden PowerSchool fields that will trigger PIP funding.

Licensed Residential Treatment Facilities (RTFs)

Based on proviso 1.3, students served in Licensed Residential Treatment facilities (RTFs) for children and adolescents as defined under Section 44-7-130 of the 1976 Code shall receive a weighting of 2.10. Enter the appropriate RTF code using the Special Programs page.

Fields to Populate

Display Name	Table & Number	Field Name	Description	Accepted Value(s)
Date Updated	S_SC_STU_ADDONWTGS_C	ADDON_START_DT	Effective date for the values on this record	
Academic Assistance	S_SC_STU_ADDONWTGS_C	ACAS_ELIGIBILITY_IND	Displays Yes when student qualifies for Academic Assistance Add On Weighting	
High Achieving	S_SC_STU_ADDONWTGS_C	HIAC_ELIGIBILITY_IND	Displays Yes when student qualifies for High Achieving Add On Weighting	
LEP	S_SC_STU_ADDONWTGS_C	LEP_ELIGIBILITY_IND	Displays Yes when student qualifies for LEP Add On Weighting	
*Dual Credit	S_SC_STU_ADDONWTGS_C	DualCredit_ELIGIBILITY_IND	Displays Yes when student qualifies for Dual Enrollment Add On Weighting	
Poverty	S_SC_STU_ADDONWTGS_C	PIP_ELIGIBILITY_IND	Displays Yes when student qualifies for PIP Add On Weighting	

**Note: Dual Credit add on weighting is no longer available.*

Standardized Test Performance Level and History

Start Page > [Student Selection] > Compliance > EFA/EIA Classification Information > Standardized Test Performance Level or Performance Level History

The Standardized Test Performance Level tab and its History tab display data necessary for Academic Assistance Add-On Weighting. Students with a value of “1 - Not Met” in at least one of the four Performance Level fields qualify for this funding stream. The SCDE distributes import files that populate these read-only fields. This page will display multiple records per student as files are imported from year-to-year.

Associated Documentation

[EFA/EIA Step-by-Step Guide for Running 45-day and 135-day Funding Reports](#)

State Standardized Test Performance Level

Abdy, Arthur Damazia 12 770010013200 THS1

EFA Code Entry
EIA Code Entry
High Achieving
Add On Weightings
Standardized Test Performance Level
EFA History
EIA History
High Achieving History
Add On Weightings History

Standardized Test Perf Level History

Test Date	Grade	Elem/Middle School Performance Level ELA	Elem/Middle School Performance Level Math	High School Performance Level ELA	High School Performance Level Math
05/08/2014	7	3 - Exemplary	3 - Exemplary		
04/28/2015	8	2 - Met	2 - Met		

State Standardized Test Performance Level History

Abdy, Arthur Damazia 12 770010013200 THS1

EFA Code Entry
EIA Code Entry
High Achieving
Add On Weightings
Standardized Test Performance Level
EFA History
EIA History
High Achieving History
Add On Weightings History

Standardized Test Perf Level History

	Test Date	Grade	Elem/Middle School Performance Level ELA	Elem/Middle School Performance Level Math	High School Performance Level ELA	High School Performance Level Math
Edit	05/08/2014	7	3 - Exemplary	3 - Exemplary		
Edit	04/28/2015	8	2 - Met	2 - Met		

Add

Fields to Populate

Display Name	Table & Number	Field Name	Description	Accepted Value(s)
Test Date	S_SC_STU_STTESTPERF_C	Test_Date	Date associated with each record for funding purposes	
Grade	S_SC_STU_STTESTPERF_C	Grade_Level	Student's grade level associated with the record	
Elem/Middle School Performance Level ELA	S_SC_STU_STTESTPERF_C	SCPASS_Performance Level_ELA	Performance level for SCPASS ELA	1 - Not Met, 2 - Met, 3 - Exemplary
Elem/Middle School Performance Level Math	S_SC_STU_STTESTPERF_C	SCPASS_PerformanceLevel_Math	Performance level for SCPASS Math	1 - Not Met, 2 - Met, 3 - Exemplary

Display Name	Table & Number	Field Name	Description	Accepted Value(s)
High School Performance Level ELA	S_SC_STU_STTESTPERF_C	Performance_Level_HSASSESS_EL A	Performance level for the high school ELA assessment	1 - Not Met, 2 - Met, 3 - Proficient, 4 - Proficient
High School Performance Level Math	S_SC_STU_STTESTPERF_C	Performance_Level_HSASSESS_Mat h	Performance level for the high school Math assessment	1 - Not Met, 2 - Met, 3 - Proficient, 4 - Proficient

Multilingual Learner Program (MLP)

Start Page > [Student Selection] > Compliance > MLP
Office of Federal and State Accountability

The MLP-related programs assigned to a student display in table view at the bottom of the page. Users can assign a new program, delete, or edit a program assignment entry in this section. The remainder of the page is a combination of read-only and data entry student-level fields.

Associated Procedures

Immigrant Funding Exception – In US School(s) 3 Full Academic Years or Less

This field applies to immigrant children and youth who leave the country before three full years and return to the U.S. All immigrant children and youth are coded by using the ‘Birth Country’ and ‘U.S. Entry Date’ fields. When the SCDE calculates the number of immigrant children and youth for Title III, Part A immigrant funding, students who have a ‘U.S. Entry Date’ of more than three years are not included in this calculation. However, sometimes immigrant children and youth leave the U.S. before the full three years and return later. This field may be selected for students who have left the U.S. and returned but have been in U.S. schools for less than years total. These years do not have to be consecutive. This field will be cleared out annually, and districts will need to have this field updated by the 45 day count each school year as applicable to be included in the immigrant calculations for funding.

ML Program Service Delivery Models (PSDMs): The PSDM table on the MLP page in PowerSchool replaces the previous ESOL/ELLI Codes for services. If the English Proficiency code of 1.0 – 6.0, Alt ACCESS values 1.0 – 5.9, M1 – M4 is selected on the SC Student Information Page, then at least one MLP Program Service Delivery Model check is required. Each ML should have at least one, but potentially more than one, PSDM selected to accurately reflect the MLP services they are receiving within the school year. It is possible that these PSDMs change throughout the year, and any changes should be reflected in PowerSchool accordingly. These fields are part of the PowerSchool initialization process and are cleared annually once a district runs initialization.

First Record of MLP Services: This field is where the date of the first MLP services on record should be recorded. This includes evidence of MLP services from other districts in South Carolina or other states for transfer students. These data are often difficult to retrieve, but the data should be as accurate as possible. This field is critical for ensuring that LEAs monitor the amount of time it takes an ML to obtain proficiency in English and adjust programmatic components to support the needs of MLs. This date should be completed for all MLs by the 45-day deadline of the school year. Continue to enter this information for all newly enrolled students. This field must be completed for all MLs except those who have previously met the proficiency levels M1-M4 and 8 unless brought back into the MLP. If a student has this information entered and is reclassified as M1, there is no need to delete data from PowerSchool. This field does not get initialized each year, meaning it remains in PowerSchool and does not need to be entered each year. If at any point evidence surfaces which indicates a date of MLP services earlier than the one entered, the field may be edited to reflect the new information.

Associated Documentation

Proficiency Codes for the Multilingual Learner Program

Proficiency Level (PL)	English Language Proficiency (ELP) Assessment Score Criteria	ELP Annual Assessment Required
1 – Entering and PL Progression .0-.9	Student scored 1.0-1.9 (Entering) on WIDA ACCESS, WIDA MODEL, or WIDA Screener (K-12).	Y
2 – Emerging and PL Progression .0-.9	Student scored 2.0-2.9 (Emerging) on WIDA ACCESS, WIDA MODEL, or WIDA Screener (K-12).	Y
3 – Developing and PL Progression .0-.9	Student scored 3.0-3.9 (Developing) on WIDA ACCESS, WIDA MODEL, or WIDA Screener (K-12).	Y
4 – Expanding and PL Progression .0-.3	Student scored 4.0-4.3 (Expanding) on WIDA ACCESS, WIDA MODEL, or WIDA Screener (K-12).	Y
4.4-6.0 – Expanding/Bridging/Reaching	Most students scoring 4.4-6.0 will have met the English proficiency criteria (see M1 - 1st Year Monitor). However, there are a few exceptions where a student may score a 4.4-6.0 and remain in the Multilingual Learner Program (MLP). Please see the example scenarios where this coding may be applicable.	Y
AL1 - Entering	Student scored 1 (Entering) on WIDA Alternate ACCESS.	Y
AL2 - Emerging	Student scored 2 (Emerging) on WIDA Alternate ACCESS.	Y

Post-Reclassification/Proficiency Monitoring & Additional Coding

Proficiency Coding	Post-Reclassification/Proficiency Monitoring & Additional Coding	ELP Annual Assessment Required
M1 – 1st Year Monitor	Student scored an Overall score of ≥ 4.4 on WIDA ACCESS.	N
M1 – 1st Year Monitor	Student scored 3 (Developing), 4 (Expanding), or 5 (Bridging) on WIDA Alternate ACCESS.	N
M1 – 1st Year Monitor	Student scored Oral Language score of ≥ 4.4 on the K Screener in first-semester kindergarten.	N
M2 - 2nd Year Monitor	This is the 2nd year of monitoring.	N
M3 - 3rd Year Monitor	This is the 3rd year of monitoring.	N
M4 - 4th Year Monitor	This is the 4th year of monitoring.	N
8 – English Speaker – Former ML	The student successfully completed four years of monitoring after meeting reclassification/proficiency criteria as defined by the state.	N
8 – English Speaker – Never ML	Student scored Oral Language score of ≥ 4.4 on WIDA Screener for Kindergarten (administered during the first semester of kindergarten only). This coding is only applied after the student has successfully completed four years of monitoring and was never brought into the MLP.	N
8 – English Speaker – Never ML	Student scored an Overall score of ≥ 4.4 on WIDA Screener (second semester K-12) or WIDA MODEL.	N
9 - Native Speaker	The student is a native English speaker with an initial Home Language Survey (HLS), in which English was the only	N

Proficiency Coding	Post-Reclassification/Proficiency Monitoring & Additional Coding	ELP Annual Assessment Required
	language noted. Special circumstances may arise with students who transfer from out-of-state. (review records closely).	
10 - 3K ML Status Pending	Enrolling 3K students with a language other than English listed on the HLS. The student does not participate in identification screening until the end of their 4K year or the beginning of kindergarten but may or may not receive provisional Pre-K MLP support depending on district program guidelines.	N
11 - 4K ML Status Pending	Enrolling 4K students with a language other than English listed on the HLS. The student does not participate in identification screening until the end of their 4K year or the beginning of kindergarten but may or may not receive provisional Pre-K MLP support depending on district program guidelines.	N
AW – Awaiting *A temporary proficiency level coding status	The student has not yet participated in ELP identification screening, or the ELP assessment window ended/the student missed one or more domains of the ELP assessment, in which case a Composite score must be obtained through the WIDA Screener or WIDA MODEL. The PL should then be updated to reflect that score.	ELP Assessment status is determined after ELP's initial assessment is completed.
AW – Awaiting *A temporary proficiency level coding status	English proficiency level 11 changes to AW at the end of each school year to indicate that identification screening must occur when a district initializes PowerSchool data.	ELP Assessment status is determined after ELP's initial assessment is completed.
SSI – Supplemental Support Identificaion	“SSI - Supplemental Support Identification” is an added option in the “Proficiency Levels (PL)” field on the SC Student Information page in PowerSchool. This option should be selected for children who are attending private school, homeschool, adult education, Department of Defense (DOD), or are too young to be enrolled in a SC public school.	N

Contacts	Chronic Absenteeism	Truancy	CTE	Early Childhood	SC Student Information	MLP	Read To Succeed	Precode	Students Not Tested	Transport
						Work-Based Learning	Privacy and Security			

English Proficiency

English Proficiency Levels (PL)
9 - Native Speaker
Waiver

Home Language Survey (HLS) ELP Initial Assessment

Language First Acquired
(blank) - English
District Enrollment Date
MM/DD/YYYY

Language Spoken Most Often
(blank) - English
ELP Assessment

Primary Home Language
(blank) - English
ELP Score

Oral Communication Language
(blank) - English

Written Communication Language
(blank) - English

Enrollment Information

Current Enrollment Entry Date
07/21/2023

Birth Country
(Blank) - United States

U.S. School Entry Date
MM/DD/YYYY

Immigrant Funding Exception – In US School(s) 3 Full Academic Years or Less

ML Program Service Delivery Models (PSDMs)

First Record of MLP Services
MM/DD/YYYY

Annual Parent/Guardian Notification Date
MM/DD/YYYY

01-Pull-Out
02-Class Period
03-Push-In
04-Co-Teaching
05-Consultative
06-ML Newcomer Program
07-Sheltered Content Based Instruction
08-Dual Language Immersion
09-Monitored (M1-M4)
10-Waived
11-PK Receiving Services

Submit

Fields to Populate

Display Name	Table & Number	Field Name	Description	Accepted Value(s)
English Proficiency Levels (PL)	S_SC_STU_X	Engl_Prof	Read-only field prepopulated by the SC Student Information page. Verify the student's English Proficiency Level.	Review the English Language Proficiency (ELP) Levels tables.
PL Progression		engProfDecimal	This field appears when a value of 1, 2, 3, 4, or 5 is selected in the English Proficiency Levels field. The 'PL Progression' value is concatenated with the selected 'English Proficiency Levels' value.	0.1, 0.2, 0.3, 0.4, 0.5, 0.6, 0.7, 0.8, 0.9
Status		Prof8_status	Only appears when "8 – English Speaker" is selected in the English Proficiency field. The "status" value for students with English Prof of 8 is concatenated with that "8".	8FRMEL - Former EL; 8NVREL - Never EL

Display Name	Table & Number	Field Name	Description	Accepted Value(s)
Waiver	S_SC_STU_X	Wavier_Ind	Student has taken an ELP assessment and is not receiving direct MLP services based on parent refusal. Served by mainstream teachers only.	Checked = 1 Unchecked = 0
Language First Acquired	S_SC_STU_X	First_Lang_Spoken	Read-only field prepopulated by the 'SC Student Information' page	See Appendix A for the list of values.
Language Spoken Most Often	S_SC_STU_X	primarylanguage	Read-only field prepopulated by the 'SC Student Information' page	See Appendix A for the list of values.
Primary Home Language	S_SC_STU_X	HomeLang	Read-only field prepopulated by the 'SC Student Information' page	See Appendix A for the list of values.
Oral Communication Language	S_SC_STU_X	Oral_Communic_Lang	Read-only field prepopulated by the 'SC Student Information' page	See Appendix A for the list of values.
Written Communication Language	S_SC_STU_X	Written_Communic_Lang	Read-only field prepopulated by the 'SC Student Information' page	See Appendix A for the list of values.
Annual Parent/Guardian Notification Date	S_SC_STU_ESOL_X	Parent_30_Notification	Date the Written Parent Notification Letter of services was sent by the school	
District Enrollment Date	S_SC_STU_X	Init_TestDate	District enrollment date	
ELP Assessment	S_SC_STU_X	Init_TestType	Read-only field prepopulated by the 'SC Student Information' page	Review the ELP Assessment Table
ELP Score	S_SC_STU_X	Init_TestScore	Read-only field prepopulated by the 'SC Student Information' page	Review the ELP Assessment Table
Current Enrollment Entry Date	Students	EntryDate	Read-only and auto-populated with the Entry Date from the student's current enrollment	
Birth Country	S_SC_STU_X	Student_BirthCntry	Read-only field prepopulated by the 'SC Student Information' page	Birth Country
U.S. School Entry Date	S_SC_STU_X	USSchEntryDate	Read-only field prepopulated by the 'SC Student Information' page	
Immigrant Funding Exception – In US School(s) 3 Full Academic Years or Less	S_SC_STU_ESOL_X	Exception_3Year	Check if the student has left the country and returned and has been in U.S. schools for less than three years total. These years do not have to be consecutive.	Checked = 1 Unchecked = 0
First Record of MLP Services	S_SC_STU_ESOL_X	MLP_FirstService_Date	Date of the first record of MLP services from any district/state	

Display Name	Table & Number	Field Name	Description	Accepted Value(s)
01-Pull-Out	S_SC_STU_ ESOL_X	ELLI01	Delivery model associated with the student's English Learner Special Program	Checked = 1 Unchecked = 0
02-Class Period	S_SC_STU_ ESOL_X	ELLI02	Delivery model associated with the student's English Learner Special Program	Checked = 1 Unchecked = 0
03-Push-In	S_SC_STU_ ESOL_X	ELLI03	Delivery model associated with the student's English Learner Special Program	Checked = 1 Unchecked = 0
04-Co-Teaching	S_SC_STU_ ESOL_X	ELLI04	Delivery model associated with the student's English Learner Special Program	Checked = 1 Unchecked = 0
05-Consultative	S_SC_STU_ ESOL_X	ELLI05	Delivery model associated with the student's English Learner Special Program	Checked = 1 Unchecked = 0
06-ML Newcomer Program	S_SC_STU_ ESOL_X	ELLI06	Delivery model associated with the student's English Learner Special Program	Checked = 1 Unchecked = 0
07-Sheltered Content Based Instruction	S_SC_STU_ ESOL_X	ELLI07	Delivery model associated with the student's English Learner Special Program	Checked = 1 Unchecked = 0
08-Dual Language Immersion	S_SC_STU_ ESOL_X	ELLI08	Delivery model associated with the student's English Learner Special Program	Checked = 1 Unchecked = 0
09-Monitored (M1-M4)	S_SC_STU_ ESOL_X	ELLI09	Delivery model associated with the student's English Learner Special Program	Check = 1 Unchecked = 0
10-Waived	S_SC_STU_ ESOL_X	ELLI10	Delivery model associated with the student's English Learner Special Program	Checked = 1 Unchecked = 0
11-PK Receiving Services	S_SC_STU_ ESOL_X	ELLI11	Delivery model associated with the student's English Learner Special Program	Check = 1 Unchecked = 0

Homeless Student Information

Start Page > [Student Selection] > Compliance > Homeless Student Information
Office of Federal and State Accountability

All school districts, except PUSD and DJJ, are required to identify all students experiencing homelessness by selecting the appropriate code for the 'Primary Night Time Residence' field.

Note: Emphasis is placed on accurately accounting for students who experienced homelessness at any point during the school year. Ensure that data reflect all students whose primary nighttime residence meet the criteria, including students who enroll as 'unaccompanied youth.'

Associated Procedures

The Homeless Student fields MUST be populated for the SCDE Data Collection.

The LEA Homeless Liaison and PowerSchool Coordinator should have policies and procedures in place to ensure accuracy. The LEA Liaison determines these procedures.

1. If a student is an unaccompanied youth, AND meets the McKinney-Vento definition of homeless, then you must populate both the *Primary Night Time Residence* and the *Unaccompanied youth* fields. Indicate where the student stays at night and set the *Unaccompanied youth* selection to Yes.
2. If the student is NOT homeless, verify that the default setting is blank.

Homeless status is based upon the following McKinney-Vento definition: A homeless student is a child or youth who lacks a fixed, regular, and adequate nighttime residence. This includes children and youth:

- sharing the housing of other persons due to loss of housing, economic hardship, or a similar reason;
- living in motels, hotels, trailer parks, or camping grounds due to the lack of alternative adequate accommodations;
- living in emergency or transitional shelters, or are abandoned in hospitals;
- who have a primary nighttime residence that is a public or private place not designed for or ordinarily used as a regular sleeping accommodation for human beings;
- who are living in cars, parks, public spaces, abandoned buildings, substandard housing, bus or train stations, or similar settings; or
- migratory students who qualify as homeless for the purposes of this subtitle because they are living in circumstances described above.

Unaccompanied homeless youth status is based upon the following definition:

- An unaccompanied *homeless* youth is a youth who is not in the physical custody of a parent or guardian and who meets the McKinney-Vento definition of homeless.
- There is no age range specified for an unaccompanied youth in the law. The upper age range is determined by what the state defines as school-aged. For South Carolina, this is twenty-one years of age and there is no lower age range.

If a family requests not to be identified as homeless, the district is still required to identify the student as homeless for data collection purposes. The family has the right to refuse services. To honor the family’s request, LEAs should have a process in place to ensure that these students and families are not included in outreach for McKinney-Vento programs or support services.

PowerSchool access to the Homeless Student Information screen is restricted to designated employees. The district’s Homeless Liaison is responsible for identifying homeless students and unaccompanied homeless youth and can authorize access to the Homeless Student Information screen.

Associated Documentation

[Homeless Children and Youth Subgrant \(ARP-HCY\)](#)

[Every Student Succeeds Act \(ESSA\) Title IX, Part A McKinner-Vento Homeless Assistance Act](#)

Fields to Populate

Display Name	Table & Number	Field Name	Description	Acceptable Values
Primary Night Time Residence	S_SC_STU_X	Night_ Residence	Student’s current nighttime residence	(blank) – Null, B-Substandard Housing, S-Shelters/Transitional Housing, D-Doubled-up U-Unsheltered, H-Hotels/Motels
Served by ARP-HCY	S_SC_STU_X	ARP_HCY	Indicate if the student is served by the ARP-HCY fund.	(Blank) – No, Y – Yes
Unaccompanied youth	S_SC_STU_X	Unaccomp_Youth	Is the student considered an unaccompanied youth?	(Blank) - No, Y - Yes

Privacy and Security

Start Page > [Student Selection] > Compliance > Privacy and Security
Office of Research and Data Analysis

The SCDE was requested to support collection of directory information to alleviate schools' responsibility for yearly compliance while meeting federal LEA requirements. The SCDE can generate and provide the required information only if schools ensure timely notice of opportunity to opt out and collect and report which students are to be exempted in a form in which the SCDE can access the data.

Associated Procedures

Directory information

According to the U.S. Department of Education, "Directory information is information contained in the education records of a student that would not generally be considered harmful or an invasion of privacy if disclosed. Typically, this includes information such as name, physical and email addresses, telephone listing, date and place of birth, participation in officially recognized activities and sports, and dates of attendance.

A school may disclose 'directory information' to third parties without consent if it has given public notice of the types of information which it has designated as "directory information," the parent's or eligible student's right to restrict the disclosure of such information, and the period of time within which a parent or eligible student has to notify the school in writing that he or she does not want any or all of those types of information designated as 'directory information.' [34 CFR § 99.3](#) and [34 CFR § 99.37](#)."

For more information, reference the PTAC publication [Protecting Student Privacy While Using Online Educational Services](#).

Military Information

Under the Every Student Succeeds Act (ESSA), each LEA receiving assistance shall provide access to the name, address, and telephone listing of each secondary student served by the LEA, unless the parent of such student has submitted a written request that the listing not be released. LEAs must notify parents of this option.

For more information, reference the [ESSA Student Recruiting Information](#) page, Section 8025 (a)(1) and Section 8025 (a)(2)(A).

Associated Documentation

[MEMO: PowerSchool eCollect Testing, ESSA Requirements, and Directory Information](#)

Privacy and Security

Contacts

Chronic Absenteeism

Truancy

CTE

Early Childhood

SC Student Information

MLP

Read To Succeed

Precode

Students Not Tested

Transport

Work-Based Learning

Privacy and Security

Directory Information Opt-Out
☐
Military Recruiting Information Opt-Out
☐
Higher Education Information Opt-Out
☐

Submit

Fields to Populate

Display Name	Table & Number	Field Name	Description	Acceptable Values
Directory Information Opt-Out	S_SC_STU_PRV_X	Directory_OptOut	Indicate if the parent, guardian, or student (age 18 and up) has chosen not to have the LEA disclose Directory Information to third parties.	Checked =1 Unchecked = 0
Military Recruiting Information Opt-Out	S_SC_STU_PRV_X	Military_OptOut	Indicate if the parent, guardian, or student (age 18 and up) has chosen not to have the LEA disclose information to Military Recruiters.	Checked =1 Unchecked = 0
Higher Education Information Opt Out	S_SC_STU_PRV_X		Indicate if the parent, guardian, or student (age 18 and up) has chosen not to have the LEA disclose information to institutions of higher education.	Checked =1 Unchecked = 0

Precode

Start Page > [Student Selection] > Compliance > Precode
Office of Assessment

The Precode page in PowerSchool contains student information specific to assessment rostering. The data are shared with testing contractors for pre-populating online testing systems or pre-assigning answer documents and test booklets to students via scannable (barcoded) test documents or labels. By coding these fields, the majority of online sessions and paper documents do not need to be manually entered by teachers and students.

Associated Procedures

Precode Initialization

The district-level PowerSchool administrator is responsible for running the “start of year” initialization process at your district **only once** per school year; follow the district administrator’s instructions provided for schools in your district. The process runs for students who are currently enrolled in any selected school or enrolled at any time during the current school year. The process excludes removing values for the following students who have:

- an enrollment with the entry date and exit date as the same date in the current school year
- the following checkboxes selected
 - Deaf-Blindness
 - Multiple Disabilities
 - Alternate Assessment
 - Braille

For selected schools and designated students, this initialization process deletes all other current year values on the Precode page. The initialization process will not “blank” field values stored for inactive students. **Inactive students who are enrolled and become active after the initialization process must be manually updated.**

The True Grade and Instructional Setting fields are set to blank during initialization. Therefore, these fields need to be populated annually **after** precode initialization occurs. The Instructional Setting field also needs to be updated whenever a student’s instructional setting changes. Errors in these fields will complicate federal and state reporting efforts.

Associated Documentation

[Assessment Rostering Manual](#)

Precode Data Entry 🌸

Acelluno Toro, Juriel Leigh 📍 8 19593 P38

[Contacts](#)
[Chronic Absenteeism](#)
[Truancy](#)
[CTE](#)
[Early Childhood](#)
[SC Student Information](#)
[ESOL](#)
[Read To Succeed](#)
[Precode](#)
[Students Not Tested](#)
[Transport](#)
[Work-Based Learning](#)

Kindergarten - Previous Program (5K Only)

Deaf-Blindness ☐

Multiple Disabilities ☐

Alternate Assessment ☐ Alternate Assessment Test Administrator

Other Alternate Assessment Tested School ID First Name Last Name

Needs Braille ☐

ELP Paper ☐ Tier

Gifted and Talented Program Paper Assessment ☐

Fields to Populate

Display Name	Table & Number	Field Name	Description	Accepted Value(s)
Kindergarten - Previous Program (5K Only)	S_SC_STU_X	KndrgrtnPrevPgm	The program attended prior to kindergarten	N, Hd, St, Prv, O
Deaf-Blindness	S_SC_STU_X	DeafBlindInd	Indicate if deaf and/or blind.	Checked = 1 Unchecked= 0
Multiple Disabilities	S_SC_STU_X	MultiDisabInd	Indicate if student has multiple disabilities.	Checked = 1 Unchecked= 0
Alternate Assessment	S_SC_STU_X	AltAssessCde	Indicate if student meets the eligibility requirement for alternate assessment, even if not testing for the current year.	Checked = 1 Unchecked= 0
Other Alternate Assessment Tested School ID	S_SC_STU_X	Other_AltAssess Test_SchoolID	The four-digit district code and the three-digit school code where the alternate assessment was taken	
Alternate Assessment Test Administrator - First Name	S_SC_STU_X	AltAssessTA_FirstName	Test administrator first name	
Alternate Assessment Test Administrator - Last Name	S_SC_STU_X	AltAssessTA_Lastname	Test administrator last name	

Display Name	Table & Number	Field Name	Description	Accepted Value(s)
Needs Braille	S_SC_STU_X	NeedsBrailleInd	Indicate if student's IEP/504 plan includes Braille for assessments.	Checked = 1 Unchecked= 0
ELP Paper	S_SC_STU_X	ELP_Paper	Indicate if student's IEP/504 plan includes paper testing for ELP assessment.	Checked = True; Unchecked = False
Tier	S_SC_STU_X	Tier	Tier the student requires	Blank, A, B/C
Gifted and Talented Program Paper Assessment	S_SC_STU_X	GT_Paper	Indicate if student needs gifted/talented assessment on paper	Checked = 1 Unchecked = 0
ELA Custom Materials	S_SC_STU_X	CustomELACde	Custom ELA materials required by this student	NA, LP, DH, BN, BU
ELA Oral/Signed Admin	S_SC_STU_X	OralELA	Type of ELA oral administration	NA, OA1, OA2, OA12, AV
Math Custom Materials	S_SC_STU_X	CustomMathCde	Custom math materials required	NA, LP, DH, BN, BU
Math Oral/Signed Admin	S_SC_STU_X	OralMath	Type of math oral administration	NA, OA, AV
Science Custom Materials	S_SC_STU_X	CustomSciCde	Custom science materials required	NA, LP, DH, BN, BU
Science Oral/Signed Admin	S_SC_STU_X	OralScience	Type of science oral administration	NA, OA, AV
Social Studies Custom Materials	S_SC_STU_X	CustomSocStuCde	Custom social studies materials required	NA, LP, DH, BN, BU
Social Studies Oral/Signed Admin	S_SC_STU_X	OralSocStudies	Type of social studies oral administration	NA, OA, AV
ELA Sort ID	S_SC_STU_X	ELASortID	Student's ELA sort ID	
Elem/Middle Paper - ELA	S_SC_STU_X	G38PaperEla	Indicate if the student is approved to test ELA on paper	Checked = 1 Unchecked= 0
Math Sort ID	S_SC_STU_X	MathSortID	Student's Math sort ID	

Display Name	Table & Number	Field Name	Description	Accepted Value(s)
Elem/Middle Paper - Math	S_SC_STU_X	G38PaperMath	Indicate if the student is approved to test Math on paper.	Checked = 1 Unchecked= 0
Science Sort ID	S_SC_STU_X	ScienceSortID	Student's Science sort ID	
Elem/Middle Paper - Science	S_SC_STU_X	G38PaperScience	Indicate if the student is approved to test Science on paper.	Checked = 1 Unchecked= 0
Social Studies Sort ID	S_SC_STU_X	SocStudiesSortID	Student's Social Studies sort ID	
Elem/Middle Paper - Social Studies	S_SC_STU_X	G38PaperSocStu	Indicate if the student is approved to test Social Studies on paper.	Checked = 1 Unchecked= 0
Middle/High EOCEP Paper - English	S_SC_STU_X	EOCEPPaperEla	Indicate if the student is approved to test English on paper.	Checked = 1 Unchecked= 0
Middle/High EOCEP Paper - Algebra	S_SC_STU_X	EOCEPPaperMath	Indicate if the student is approved to test Algebra on paper.	Checked = 1 Unchecked= 0
Middle/High EOCEP Paper - Biology	S_SC_STU_X	EOCEPPaperScience	Indicate if the student is approved to test Biology on paper.	Checked = 1 Unchecked= 0
Middle/High EOCEP Paper - USHC	S_SC_STU_X	EOCEPPaperSocStu	Indicate if the student is approved to test USHC on paper.	Checked = 1 Unchecked= 0
Career Readiness Grade 12	S_SC_STU_X	CR_Grade12	Indicate if the student will take the Career Readiness assessment in grade 12.	Checked = 1 Unchecked= 0
Career Readiness Paper	S_SC_STU_X	CR_Paper	Indicate if the student is approved to test Career Readiness on paper.	Checked = 1 Unchecked= 0
Career Readiness Accommodations	S_SC_STU_X	CR_Accommodations	Select needed paper accommodations for Career Readiness.	NA, LP, BN, BU
Career Readiness Oral Accommodations	S_SC_STU_X	CR_Oral_Accommodation	Select needed oral accommodations for Career Readiness.	NA, OS, OG

Read to Succeed

Start Page > [Student Selection] > Compliance > Read To Succeed
Office of Early Learning and Literacy (OELL)

Act 284 (Read to Succeed Act) was passed in 2014 to address literacy performance in South Carolina. Read to Succeed is meant to increase the number of students statewide who can proficiently read and comprehend grade-level texts, particularly in the early grades.

If a student fails to demonstrate reading proficiency at the end of the third grade, as indicated by scoring the equivalent of 1 – Not Met on the SC READY Reading assessment, Act 284 directs that a third-grade student may be retained. A student may be exempt from retention if they meet one or more Good Cause Exemptions. The OELL is required to report on the number of third graders promoted to fourth grade and the number of third graders retained under the legislation.

The legislation also requires that districts offer a Summer Reading Camp (SRC) to third graders eligible for retention. A district may also include students from other grade levels who are not demonstrating reading proficiency. The OELL is required to report the total number of students served at summer reading camps and the number of students who successfully complete the camps by grade level. The district's Read to Succeed liaison or Summer Reading Camp coordinator will identify the teachers and location(s) for summer sessions.

Associated Procedures

Eligible for Retention: A third-grade student who is eligible for retention if the student fails to demonstrate reading proficiency at the end of the third grade as indicated by scoring the equivalent of 1 – Not Met on the SC READY Reading assessment.

Eligible for Summer Reading Camp: Students from any grade who demonstrate low reading performance may be considered eligible for Summer Reading Camp. Districts may determine eligible students using SC READY Reading performance, a district or school assessment, or classroom measures of reading performance. Districts may invite any student failing to meet reading proficiency to the Summer Reading Camp.

Good Cause Exemption: Third grade students who fail to demonstrate reading proficiency may be exempt from retention if they meet one of the following Good Cause Exemptions. Complete this section for all third graders participating in SRC. Data needs to be provided on all third graders eligible for retention, regardless of whether they attend SRC. One or more exemptions may be selected.

Read to Succeed Initialization: The Read to Succeed Initialization process should be run only once during the school year. The process will clear all Read to Succeed data for a selected school and school year.

This includes the students based on enrollment status:

- pre-registered (enrollment status = -1)
- active (enrollment status = 0)
- transferred out (enrollment status = 2).

The following fields are cleared during this process.

- AltAssessed_GCE
- Determination_Fact
or
- English_Learner_G
CE
- GCE_504
- IEP_GCE
- Invited
- PostAssessment
- PostAssessment_Score
- PreAssesment
- PreAssessment_Score
- PreviouslyRetained_GC
E
- Proficiency_Level
- Promotion_Status
- Reading
Portfolio_GCE
- SummerReading_GCE
- Superintendent_GCE

Associated Documentation

[SC School & Program Setup Guide for PowerSchool](#)

Read To Succeed

Summer Reading Camp Eligibility Determination Factor

Invited to Summer Reading Camp

☐

Good Cause Exemptions (Select all applicable Good Cause Exemption(s) for Eligible Third Graders only)

Multilingual Learner (ML)

☐

Alternatively Assessed

☐

Individualized Education Plan (IEP)

☐

Reading Portfolio

☐

504_Plan

☐

Summer Reading Camp

☐

Previously Retained / 2-Year Reading Intervention

☐

Superintendent Promotion (No GCE)

☐

Assessment Data for All Students Enrolled in Summer Reading Camp

Pre-Assessment Tool

Pre-Assessment Score

Post-Assessment Tool

Post-Assessment Score

Complete the following data for Second or Third Graders Participating in Summer Reading Camp

Progress Toward Proficiency Level

Post Summer Reading Camp Promotion Status

Retained Reason (view only display field from the SC Student Information page for Third Graders Only)

Retained Reason is set at the SC Student Information page

Submit

Fields to Populate

Display Name	Table & Number	Field Name	Description	Accepted Value(s)
Summer Reading Camp Eligibility Determination Factor	S_SC_STU_ReadToSucceed_X	Determination_Factor	Reason student is eligible for summer reading camp	[Blank] - Default 1 - SC READY Reading Not Met 2 - District or School Assessment Not Met 3 - Classroom Reading Performance Below Expectations 4 - Elective Participation

Display Name	Table & Number	Field Name	Description	Accepted Value(s)
Invited to Summer Reading Camp	S_SC_STU_ReadToSucceed_X	Invited	Select if invited to a summer reading camp.	Checked = 1 Unchecked = 0
Multilingual Learner (ML)	S_SC_STU_ReadToSucceed_X	English_Learner_GCE	Select if the student is an Multilingual Learner (ML).	Checked = 1 Unchecked = 0
Individualized Education Plan (IEP)	S_SC_STU_ReadToSucceed_X	IEP_GCE	Select if the student has an Individualized Education Plan (IEP).	Checked = 1 Unchecked = 0
504_Plan	S_SC_STU_ReadToSucceed_X	504_GCE	Select if the student has a Section 504 Plan.	Checked = 1 Unchecked = 0
Previously Retained / 2-Year Reading Intervention	S_SC_STU_ReadToSucceed_X	PreviouslyRetained_GCE	Select if the student was previously retained or enrolled in a 2-year reading intervention program.	Checked = 1 Unchecked = 0
Alternatively Assessed	S_SC_STU_ReadToSucceed_X	AltAssessed_GCE	Select if the student is alternatively assessed.	Checked = 1 Unchecked = 0
Reading Portfolio	S_SC_STU_ReadToSucceed_X	ReadingPortfolio_GCE	Select if the student has a reading portfolio.	Checked = 1 Unchecked = 0
Summer Reading Camp	S_SC_STU_ReadToSucceed_X	SummerReading_GCE	Select if the student is attending a summer reading camp.	Checked = 1 Unchecked = 0
Superintendent Promotion (No GCE)	S_SC_STU_ReadToSucceed_X	Superintendent_GCE	Select if the student has an exemption from the superintendent.	Checked = 1 Unchecked = 0
Pre-Assessment Tool	S_SC_STU_ReadToSucceed_X	PreAssessment	Tool used to assess reading ability prior to participation in a summer reading program	0 - Not Tested 1 - Dominie 2 - DRA2 3 - Fountas and Pinnell 4 - MAP 5 - STAR 6 - iReady
Pre-Assessment Score	S_SC_STU_ReadToSucceed_X	PreAssessment_Score	Score the student earned on pre-assessment	
Post-Assessment Tool	S_SC_STU_ReadToSucceed_X	PostAssessment	Tool used to assess reading ability after participation in a summer reading program	0 - Not Tested 1 - Dominie 2 - DRA2 3 - Fountas and Pinnell 4 - MAP 5 - STAR 6 - iReady
Post-Assessment Score	S_SC_STU_ReadToSucceed_X	PostAssessment_Score	Score the student earned on post-assessment	

Display Name	Table & Number	Field Name	Description	Accepted Value(s)
Progress Toward Proficiency Level	S_SC_STU_ReadToSucceed_X	Proficiency_Level	Student's proficiency level	99 - Not Tested 0 - Maintained 1 - Growth/Gain -1 - Regressed
Post Summer Reading Camp Promotion Status	S_SC_STU_ReadToSucceed_X	Promotion_Status	Indicate if promoted after summer reading camp	[Blank] - Default 0 – Retained 1 - Promoted
Retained Reason	S_SC_STU_X	RetainReasonCode	Reason retained (read-only, prepopulated by the 'SC Student Information' page)	[Blank] - Default 01 - Poor grades 02 - Low test score 03 - Teacher judgment 04 - Poor grades & Low test score 05 - Poor grades & Teacher judgment 06 - Low test score & Teacher judgment 07 - Poor grades & Low test scores & Teacher 08 - Mandatory 3rd Grade Retention O - Other

South Carolina Student Information

Start Page > [Student Selection] > Compliance > SC Student Information
Office of Federal and State Accountability, Office of Student Intervention Services,
Office of Special Education Services, Office of Assessment and Standards

Data on the South Carolina Student Information page includes various topics used for accountability and state reporting, including, but not limited to: English proficiency; student services; 504 plans; diploma, seals, and awards earned; the Employability Credential; Adult Ed and/or student dropout tracking; transportation; and other fields used at district discretion.

Associated Procedures

The fields from the page are listed here alphabetically.

Advisor: This field was previously used for entering advisor number and name for distribution of testing materials. The SCDE will not use this field for collecting the advisor name and number; instead, the values for the advisor name and number fields located on the Sections page will be used for precode purposes.

Adult Education Graduation Date: Enter the date only if the “Z” code is selected for Diploma Earned field.

Birth Country: Select a student's actual birth country. Use the list below for students born Outside Contiguous United States (OCONUS). The contiguous United States, also known as the United States mainland, does not include Alaska, Hawaii, or any other territories under the control of the United States:

- Alaska: (Blank) – United States
- Hawaii: (Blank) – United States
- American Samoa (AS): ZZZ998 – US Territory
- Guam (GU): ZZZ998 – US Territory
- Northern Mariana Islands (MP): ZZZ998 – US Territory
- Puerto Rico (PR): (Blank) – United States
- U.S. Virgin Islands (VI): ZZZ998 – US Territory
- Military Bases (Within the United States): (Blank) – United States
- Military Bases (Outside the United States): Select the country where the military base is located.

Note: Students born on military bases outside the U.S. may have a Consular Report of Birth Abroad (CRBA) or Certificate of Citizenship instead of a birth certificate.

Coordinated Early Intervening Services (CEIS): CEISes are services provided to students in kindergarten through grade 12 (with emphasis on students in K - 3) who are not currently identified as needing special education or related services, but who need additional academic and behavioral support to succeed in a general education environment. Contact the Office of Special Education for further information.

Dropout Reason and Date: When transferring out a student using the ‘W36’ Dropout Code, a dropout reason and date must be populated.

Graduation Cohort (“Academic Goals” and “Earned” sections): Code students graduating in the current year as follows:

- *Seeking Diploma Type* (for Transcript) – “F – State of SC Diploma”
- *Diploma Earned* – “F – State of SC Diploma”
- *Graduation Date* – a date within the current-year term

Employability Credential: For students on track to earn an Employability Credential, select ‘Seeking Employability Credential (for Transcript)’ and populate the ‘Employability Credential Date’ field so that credentials can be ordered prior to exit dates. This field identifies 12th grade students (including those with a True Grade of 12), as well as students who may have returned after 12th grade and are eligible to seek the credential. Ordering of paper employability credentials occurs in the spring.

For students who have earned the Employability Credential, select “Employability Credential Earned” and enter a date within the current-year term in the “Employability Credential Date” field.

Associated Documentation

[Employability Credential Data Entry Training \(6 minutes, 57 seconds\)](#)

Employability Credential (SC High School Credential) page

The screenshot shows a web form with two main sections: 'Academic Goals' and 'Earned'. The 'Academic Goals' section has a dropdown for 'Seeking Diploma Type (for Transcript)' set to '(blank) - None' and a checkbox for 'Seeking Employability Credential (for Transcript)' which is checked. The 'Earned' section has a dropdown for 'Diploma Earned', a date field for 'Graduation Date' (MM/DD/YYYY), and a text field for 'Graduated School Number and Name'. Below these are fields for 'Employability Credential Earned' (checkbox) and 'Employability Credential Date' (date field). At the bottom, there is a dropdown for 'Award Earned' with options: 'J - Academic Honors', 'Bronze - South Carolina Seal of Biliteracy', and 'Silver - South Carolina Seal of Biliteracy'. A 'Submit' button is in the bottom right corner.

Diploma Pathways Seals of Distinction:

Students who earn a diploma may also earn up to seven Diploma Pathways Seals of Distinction:

- HON – Honors Seal of Distinction
- COL – College-Ready Seal of Distinction
- CAR – Career Seal of Distinction
- S – Specialization Seal of Distinction – STEM
- M – Specialization Seal of Distinction – Military
- W – Specialization Seal of Distinction – World Language
- A – Specialization Seal of Distinction – Arts

Note: To receive digital credentials the “Postgraduate Student Email” field on the SC Student Information page must include a valid student email address which the student can access after graduation.

Associated Documentation

[Diploma Pathways Seals of Distinction Data Entry Training Video](#)
(7 minutes, 52 seconds)

The *Seals of Distinction 2023-2024 Overview and Guidelines* document has been sent to district-level Seals of Distinction Contacts (as designated by districts in the [DEIM system](#)).

SC Seal of Biliteracy:

Eleventh and 12th grade students may earn one or more SC Seals of Biliteracy, and they may earn this award for both years. Code the following fields on the SC Student Information Page:

- Year
- Language Other Than English
- Proficiency Test
- Proficiency Score
- English Qualification
- Tier Earned

To receive digital credentials, the “Postgraduate Student Email” field on the South Carolina Student Information page must include a valid student email address which the student can access after graduation.

Associated Documentation

[South Carolina Seal of Biliteracy Overview and Guidelines](#)

Diploma Pathways Seals of Distinction							
#	Seals of Distinction						
<input checked="" type="checkbox"/>	1	Honors Seal of Distinction					
Now							

SC Seal of Biliteracy							
#	Year	Language Other Than English	Proficiency Test	Proficiency Score	English Qualification	Tier Earned	
<input checked="" type="checkbox"/>	1	2023-2024	Spanish	STAMP 4S	Intermediate High	ACCESS	Bronze
Now							

Medicaid:

School districts may access the SC Medicaid Web-based Claims Submission Tool to obtain the student’s date of eligibility for receiving Medicaid services or contact South Carolina Healthy Connections or the SC DHHS Provider Service Center (PSC) at 1-888-289-0709. Providers may also submit an online inquiry at [SC Department of Health and Human Services Contact Info Page](#).

- **Medicaid Consent Date:** First eligibility date on which the student begins receiving services. This date never changes.
- **Medicaid Eligibility Date:** The most current eligibility date. Districts review and initialize and/or update this field (if the student leaves the system and/or returns to the system). If the child never leaves the system, the eligibility date remains the same. Often the Medicaid consent and eligibility date are the same.
- **Medicaid No.:** If there is a Medicaid No., then there must be Medicaid Consent Date.

Migrant: A SEA approved Certificate of Eligibility (COE) determines eligibility for migrant status while resident and enrolled in a school district.

A **migratory student** is a student who is, or whose parent, spouse, or guardian is, a migratory agricultural worker, including a migratory dairy worker, or a migratory fisher, and who, in the preceding 36 months, in order to obtain, or accompany such parent or spouse in order to obtain temporary or seasonal employment in agricultural or fishing work:

- has moved from one school district to another; or
- in a State that is comprised of a single school district, has moved from one administrative area to another within such district; or
- resides in a school district of more than 15,000 square miles, and migrates a distance of 20 miles or more to a temporary residence to engage in a fishing activity.

Agricultural activity is defined as:

- any activity directly related to the production or processing of crops, dairy products, poultry or livestock for initial commercial sale or personal subsistence;
- any activity directly related to the cultivation or harvesting of trees; or
- any activity directly related to fish farms.

You can find the Certificate of Eligibility form on the [Accountability website](#).

No-Show Reason: A “no-show” student does not show at the school in which he/she has enrolled. If the student or parent of the student withdraws his/her enrollment, withdraw the student using the start date of school as the end date and select the reason. Contact Student Intervention Services with questions at 803-734-3057.

Postgraduate Student Email: This field is part of the SCDE Customizations plug-in. It records an email address where a student can be reached after graduation.

U.S. School Entry Date: When born outside the U.S., date of a student's first continuous enrollment in a 3K/4K program through 12th grade public or private school, including any homeschooling in grades 3K/4K-12, within the 50 United States (U.S.), the District of Columbia (D.C.), and the Commonwealth of Puerto Rico (P.R.), if known.

If not available, then the first date of entry into the U.S., D.C., or P.R. is acceptable.

Note: Students who attended Department of Defense (D.O.D.) schools in the 50 U.S. states, D.C., or P.R. and are entering a SC school don't need a U.S. School Entry Date.

D.O.D. schools outside the 50 U.S. states, D.C., or P.R. are treated as foreign schools, and students entering an SC school need a U.S. School Entry Date.

Universal Screener: Required for K and grade 1 students. Indicate if your school has assessed the student using a universal screener and if that student is at-risk of reading difficulty.

Fields to Populate

Display Name	Table & Number	Field Name	Description	Acceptable Values
English Proficiency Levels (PL)	S_SC_STU_X	Engl_Prof	Verify the student's English Proficiency Level. (Required)	Review the English Language Proficiency Levels tables.
PL Progression		engProfDecimal	Field appears when English Proficiency Levels has a value 1 – 5. The 'PL Progression' value is concatenated with the 'English Proficiency Levels' value.	0.1, 0.2, 0.3, 0.4, 0.5, 0.6, 0.7, 0.8, 0.9
Status		Prof8_status	Field appears when English Proficiency Levels = 8. The 'Status' value for students with English Proficiency Level of 8 is concatenated with that "8".	8FRMEL - Former ML; 8NVREL - Never ML
Waiver	S_SC_STU_X	Wavier_Ind		Checked = 1 Unchecked = 0
Birth Country	S_SC_STU_X	Student_BirthCntry	Birth country if born outside the U.S. or returned to the U.S. and entered a U.S. school for the first time	
U.S. School Entry Date	S_SC_STU_X	USSchEntryDate	First date of enrollment in a US school <i>(for students born outside the U.S., D.C., or P.R)</i>	
Language First Acquired	S_SC_STU_X	First_Lang_Spoken	Student's first language	See Appendix A for the list of values.
Language Spoken Most Often	S_SC_STU_X	primarylanguage	Student's most fluent language	See Appendix A for the list of values.
Primary Home Language	S_SC_STU_X	HomeLang	Primary language spoken at home	See Appendix A for the list of values.
Oral Communication Language	S_SC_STU_X	Oral_Communic_Lang	Student's family's spoken language	See Appendix A for the list of values.
Written Communication Language	S_SC_STU_X	Written_Communic_Lang	Student's family's written language	See Appendix A for the list of values.
Qualifying Family Move	S_SC_STU_X	Qualifying_Move	Based on the Enrollment Survey, indicate if the family has had a qualifying move.	(blank) – No Y - Yes
Qualifying Occupation	S_SC_STU_X	Qualifying_Occupation	Based on the Enrollment Survey, indicate if a family member has a qualifying occupation.	(blank) – No Y - Yes

Display Name	Table & Number	Field Name	Description	Acceptable Values
Housing Status	S_SC_STU_X	House_Status	Based on the Enrollment Survey, indicate the student's current housing.	SFH – Single Family Home; TRH – Transitional Housing; LWO – Living with Others; COS – Couch-Surfing; UNS – Unsheltered; HOM – Hotel/Motel; UCP – Camping; UIF – Inadequate Facilities; ALC – Agricultural Camp; SHL – Shelter; DIS – Displaced by Disaster; DCVD – Displaced due to COVID-19; OTH – Other
Disaster	S_SC_STU_X	Disaster	Field appears when Housing Status = DIS	Type of disaster (i.e., Earthquake, Wildfire, etc.)
Other	S_SC_STU_X	Other	Field appears when Housing Status = OTH	Enter a brief description.
District Enrollment Date	S_SC_STU_X	Init_TestDate	Initial date the student entered the school district	
ELP Assessment	S_SC_STU_X	Init_TestType	Name of ELP test administered	Review the ELP Assessment Table
ELP Score	S_SC_STU_X	Init_TestScore	Score value (will be truncated to the integer shown for accountability purposes)	Review the ELP Assessment Table
	S_SC_STU_X	Init_TestScore_dec_select	Decimal value	Review the ELP Assessment Table

Display Name	Table & Number	Field Name	Description	Acceptable Values
Instructional Setting	S_SC_STU_X	InstrSetting	Primary identifier of students in the students with disabilities (SWD) subgroup for the current year's data	(blank) - Regular Ed - Full Yr 504 - 504 Plan - Full Yr SE - Special Ed - Full Yr SR - Currently SE, was Reg Ed SP - Currently SE, was 504 Plan RS - Currently Reg Ed, was SE RP - Currently Reg Ed, was 504 Plan PR - Currently 504 Plan, was Reg Ed PS - Currently 504 Plan, was SE
True Grade	S_SC_STU_X	truegrade	Populate the True Grade field ONLY for students receiving special education services at a school that does not include his or her grade level in the grade range for entry in the Grade Level field.	-2 (PK3); -1 (PK4); 0 (K); 1, 2, 3, 4, 5, 6, 7, 8, 9, 10, 11, 12; AE - Adult Education; 1st yr after 12th Grade (Z1*) 2nd yr after 12th Grade (Z2*) 3rd yr after 12th Grade (Z3*) 4th yr after 12th Grade (Z4*) <i>*value saved to table</i>
CEIS	S_SC_STU_X	CEIS_Ind	Check if a student is receiving general education intervention services from a district for the current year.	Checked = 1 Not Checked = 0
Universal Screener	S_SC_STU_X	Universal_Screener	Select the applicable value.	0 - Not Screened 1 - Screened Identified 2 - Screened Not Identified
Date Updated	S_SC_STU_X	UnivScreen_Date	Date the value in the Universal Screener field was updated	

Display Name	Table & Number	Field Name	Description	Acceptable Values
504 Plan	S_SC_STU_X	Plan504Code	Primary life function in which the student is most substantially limited according to disability documentation <i>(for students with a 504 plan)</i>	BH - Breathing CFO - Caring for Oneself ET - Eating HR - Hearing IWO - Interacting with Others LN - Learning LT - Lifting OTH - Other PMT - Performing Manual Tasks SE - Seeing SK - Speaking THK - Thinking WK - Walking WOK - Working
504 Eligible (Without a Plan)	S_SC_STU_X	Elig504_NoPlanInd	Indicate eligible for 504 services but does not have a formal 504 Plan in place	Checked = 1 Not Checked = 0
Medicaid No.	S_SC_STU_X	MedicaidID	Student's verified assigned Medicaid number	
Medicaid Consent Date	S_SC_STU_X	Medicaid_Consent	Date the student's Medicaid Consent was approved	
Medicaid Eligible Date	S_SC_STU_X	Medicaid_Eligible_Date	Date the student became eligible for Medicaid	
Ninth Grade Code	S_SC_STU_X	NinthGradeCode	School year in which the student first enrolled in 9 th grade <i>(specifically, the year of spring semester after 1st 45th day period in high school)</i> (i.e., In year 23-24, 9GR is "24" if the student is present on the 45th day.)	
Postgraduate Student Email	students.u_scd_e_stu_x	Postgrad_stu_email	Populate this field for all high school students with a valid, unique email address that the student can use to claim digital credentials once issued.	
Seeking Diploma Type (for Transcript)	S_SC_STU_X	Diploma_Type	Type of diploma student is seeking or has earned	F – State of SC Diploma N – District Award Document
Seeking Employability Credential (for Transcript)	S_SC_STU_X	Seeking_Emp_Credential	Select if on track to earn the Employability Credential	Checked = 1 Not Checked = 0

Display Name	Table & Number	Field Name	Description	Acceptable Values
Diploma Ordered	S_SC_STU_X	DiplomaOrd Code	Select the form(s) at the time you order diplomas and certificates.	F - State of SC Diploma
Award Ordered	S_SC_STU_X	AwardOrdCode	Select if your school or district requires this value.	I - Academic Honors
Diploma Earned	S_SC_STU_X	DiplomaEarned Code	Type of diploma the student earned When populated, the code selected is automatically also displayed on the Diploma Earned field on the CATE page.	Blank –Null F – State of SC Diploma N – District Non-diploma Award Z – SC High School Diploma – Adult Ed X – Did not meet requirements to graduate
Employability Credential Earned	S_SC_STU_X	Emp_Credential – Earned	Select if requirements were met for an Employability Credential.	Checked = 1 Not Checked = 0
Employability Credential Date	S_SC_STU_X	Emp_Credential_Date	Date by which all requirements for the Employability Credential must be met (<i>for projected data</i>)	
Award Earned	S_SC_STU_X	AwardEarnCode	Award document the student earned	J - Academic Honors
Seals of Distinction	S_SC_STU_SEALS_OF_DIST_C	Seals_of_Distinction	Select ‘New’ to enter the Diploma Pathways Seal(s) of Distinction earned	HON – Honors Seal of Distinction; COL – College-Ready Seal of Distinction; S – Specialization Seal of Distinction – STEM; M – Specialization Seal of Distinction – Military; W – Specialization Seal of Distinction – World Language; A – Specialization Seal of Distinction - Arts
SC Seal of Biliteracy	Select ‘New’ to enter the following values:			
Year	S_SC_STU_SEAL_OF_BILIT_C	YEAR	Year the Seal of Biliteracy was earned	
Language Other Than English	S_SC_STU_SEAL_OF_BILIT_C	Language_Other_Than_English	Language other than English for which the student took an approved proficiency exam for a Seal of Biliteracy	See Appendix A for the list of values.

Display Name	Table & Number	Field Name	Description	Acceptable Values
Proficiency Test	S_SC_STU_S EAL_OF_BIL IT_C	Proficiency_ Test	Exam taken for a Seal of Biliteracy	APL – AAPPL Form B STP – STAMP 4S ALR – ALIRA ASLP – ASLPI SLPI – SLPI O - Other
Proficiency Score	S_SC_STU_S EAL_OF_BIL IT_C	Proficiency_ Score	Proficiency level demonstrated on the approved exam for the Seal of Biliteracy	IM – Intermediate Mid; IH – Intermediate High; AL – Advanced Low or higher
English Qualification	S_SC_STU_S EAL_OF_BIL IT_C	English_ Qualification	English qualification option for a Seal of Biliteracy	GP – GPA AC - ACCESS
Tier Earned	S_SC_STU_S EAL_OF_BIL IT_C	Tier_Earned	Tier earned for a Seal of Biliteracy	B – Bronze S – Silver G – Gold
Graduation Date	S_SC_STU_X	GradDate	Date of expected graduation (for projected data only)	<i>Note: graduation year = 9GR + 3)</i>
Graduated School Number	S_SC_STU_X	Graduated_ SchoolID	Three-digit school code of student's graduated school	
Graduated School Name	S_SC_STU_X	Graduated_ SchoolName	School name of student's graduated school	
Dropout Reason	S_SC_STU_X	Dropout_Reason	Reason left school	Blank – blank 20 – Status Unknown 23 – Transfer to Adult Ed 26 – Pregnancy 27 – Proprietary/Trade School - No Educ. Prog 29 – Pursue Job 30 – Military Service - No Educ. Program 32 – Adult Correctional Facility-No Educ Prog 33 – Expelled / Did Not Return 37 – Poor Attendance 38 – Because of Age 39 – To get Married 40 – Low or Failing Grades 41 – Emancipated by Courts 42 – Suspended / Did Not Return 43 – Hospital - No Educ. Program 44 – Rehabilitative Facility - No Educ. Prog.

Display Name	Table & Number	Field Name	Description	Acceptable Values
Dropout Date	S_SC_STU_X	Dropout_Date	Date left school	
Adult Ed Entry Date	S_SC_STU_X	Adulted_entrydate	Date entered Adult Education	
Adult Ed Exit Date	S_SC_STU_X	Adulted_exitdate	Date exited Adult Education	
GED Earned	S_SC_STU_X	YRGEDEarned	Year earned GED	
Adult Ed Graduation Date	S_SC_STU_X	AdultEd_Grad Date	Date graduated from Adult Education	
No Show Reason	S_SC_STU_X	NoShow_Reason	Reason student is a 'no-show' (<i>a student who did not return to the school in which enrolled</i>)	N10 – Transfer/In-District N11 – Transfer/Out-of-District N12 – Transfer/Out-of-State N13 – Transfer/Adult Ed-GED N14 – Transfer/Adult Ed-Diploma N15 – Transfer/Adult Ed-Other N16 – Early Graduate N17 – Home Schooled N18 – Foreign Exchange N19 – Retained at Previous School N20 – Deceased
Moved To District	S_SC_STU_X	Moved_To_District	District where student moved	
Moved To School	S_SC_STU_X	Moved_To_School	Appears only when 'Moved to District' is selected; school where student moved	
Retained Reason	S_SC_STU_X	RetainReason Code	Most appropriate reason the student was retained	01 – Poor grades 02 – Low test score 03 – Teacher judgment 04 – Poor grades & Low test score 05 – Poor grades & Teacher judgment 06 – Low test score & Teacher judgment 07 – Poor grades & Low test scores & Teacher 08 – Mandatory 3rd Grade Retention O – Other
Migrant	S_SC_STU_X	Migrant	Indicate if a migrant in the current school year	Checked = 1 Unchecked = 0
Foster Home	S_SC_STU_X	Foster_Home	Indicate if resided in a foster home in the current school year	Blank – No Y – Yes

Display Name	Table & Number	Field Name	Description	Acceptable Values
Advisor	S_SC_STU_X	Advisor	Student's advisor (<i>SCDE doesn't collect</i>)	
School of Residence	S_SC_STU_X	SchoolRes	7-digit School Identification Number (SIDN) for the assigned school based on the home/street address (geocode)	
Parent Military Status	S_SC_STU_X	ParentsMilitary Status	Parent's military status	(blank) – Neither Parent nor Guardian is serving in any military service. 01 – A Parent or Guardian is serving in the National Guard but is not deployed. 02 – A Parent or Guardian is serving in the Reserves but is not deployed. 03 – A Parent or Guardian is serving in the National Guard and is currently deployed. 04 – A Parent or Guardian is serving in the Reserves and is currently deployed. 05 – A Parent or Guardian is serving in the military on active duty but is not deployed. 06 – A Parent or Guardian is serving in the military on active duty and is currently deployed. 07 – The student's Parent or Guardian died while on active duty within the last year. 08 – The student's Parent or Guardian was wounded while on active duty within the last year.
Advanced Placement ID	S_SC_STU_X	AP_Participant_Nbr	Advanced Placement ID for appropriate year/s testing	Consult the district or school AP Coordinator.
IB Candidate Number	S_SC_STU_X	IB_Candidate_Nbr	IB Candidate Number	Consult the district or school IB Coordinator.

Display Name	Table & Number	Field Name	Description	Acceptable Values
G&T Qualified	S_SC_STU_X	GT_Qualified	Gifted and talented program for which student qualified per testing.	Blank – None Null A - GTA – G&T Academic R - GTR – G&T Artistic B - Both – GTA and GTR
Transportation Mode AM	S_SC_STU_X	Trans_Mode_AM	Primary transportation type in the morning	N - Not Applicable A - AM Bus C - POV (Car Rider) D - Daycare Provides W - Walker Y - Bicycle
Transportation Mode PM	S_SC_STU_X	Trans_Mode_PM	Primary transportation type in the afternoon	N – Not Applicable P – PM Bus F – Bus to Different Address G – Bus to Day Care C – POV (Car Rider) D – Daycare Provider W – Walker Y – Bicycle S – After School Pgm at School
Bus 1	S_SC_STU_X	BusInfo1	Number or name identifying which bus the student rides to school if you select ‘A – AM Bus’ Only.	
Bus 2	S_SC_STU_X	BusInfo2	Number or name identifying which bus the student rides from school if you select ‘B – PM Bus’ Only.	
Transportation AM Comments	S_SC_STU_X	Trans_AM_Comment	Comments about morning transportation	
Transportation PM Comments	S_SC_STU_X	Trans_PM_Comment	Comments about afternoon transportation	
SC County	S_SC_STU_X	County	County student zoned for to attend school	01 – 46 GA - Georgia NC - N. Carolina OT - Other
Grid Code	S_SC_STU_X	GridCode	Grid code for the student	
Title I Assistance	S_SC_STU_X	Title1AsstType Code	Select if student receives targeted Title I assistance	T - Target Assistance
Title I Math	S_SC_STU_X	Title1MathInd	Select “Yes” if student receives Title I Math assistance	N – Student not in this Title I Program; Y – Yes, Student is in this Title I Program
Title I ELA	S_SC_STU_X	Title1ReadInd	Select “Yes” if student receives Title I Reading assistance	N – Student not in this Title I Program; Y – Yes, Student is in this Title I Program

Display Name	Table & Number	Field Name	Description	Acceptable Values
CPR Opt-Out Date	S_SC_STU_X	Cpr_opt-out_date	Date opted out of CPR training	
AED Opt-Out Date	S_SC_STU_X	Aed_opt-out_date	Date opted out of AED training	
CPR Completion Date	S_SC_STU_X	CPR_Completion_Date	Date completed CPR training	
AED Completion Date	S_SC_STU_X	AED_Completion_Date	Date completed AED training	

English Language Proficiency (ELP) Initial Assessment Table

ELP Assessment	ELP Score
WIDA Alternate ACCESS	1.0 – 5.9
WIDA ACCESS	1.0 – 6.0
WIDA MODEL	1.0 – 6.0
WIDA Screener (K-12)	1, 1.5, 2, 2.5, 3, 3.5, 4, 4.5, 5, 5.5, 6.0

See [Appendix A](#) for a list of PS language values.

Students Not Tested on State Assessments

Start Page > [Student Selection] > South Carolina State Information > Students Not Tested on State Assessments

Office of Research and Data Analysis

Provide the requested “Students Not Tested” data for accountability and federal reporting purposes on this page. District test and report card coordinators should receive specific documentation with instructions for populating the fields for any students who miss or have invalid scores on applicable state-wide assessments.

Associated Procedures

If more than one reason for not testing is applicable, select the code with the highest value (lowest code number).

Validation is added to the page to prevent duplicate records from being added. A duplicate record is one where the School, Test Category, and Test are the same as another record. Although rare, a student can have two records for the same assessment.

Associated Documentation

[Student Not Tested memo](#)

Students Not Tested on Elementary/Middle and High Report Guidelines (available in a district’s Accountability Coordinator folder)

The screenshot shows the 'Students Not Tested' form. At the top, a green message bar states 'Changes have been saved.' Below this is a table with the following columns: School, Test Category, Test Missed, Term, Reason for Not Testing, Requested Exclusion (documentation to SCDE required), and School year. A single record is listed with the following values: School: PowerSchool_Two_1_8, Test Category: Middle/High School End-of-Course, Test Missed: Algebra 1, Term: Fall, Reason for Not Testing: 019 - Student already tested (High School Assessment), Requested Exclusion: (empty), and School year: 2025. A 'New' button is located at the bottom right of the table.

The screenshot shows the 'Students Not Tested on State Assessments' page. The 'Add Test' modal is open, displaying the following fields: School (dropdown), Test Category (dropdown with a green highlight), Test Missed (dropdown with a green highlight), Reason for Not Testing (dropdown with a green highlight), and Requested Exclusion (documentation to SCDE required) (checkbox). A 'Submit' button is at the bottom right of the modal. The background shows a navigation bar with various tabs and a table with columns for School, Test Category, Test Missed, Term, Reason for Not Testing, Requested Exclusion, and School year.

Fields to Populate

Display Name	Table & Number	Field Name	Description	Acceptable Values
School	S_SC_STU_TESTMISSED_C	schoolid	School where enrolled	

Display Name	Table & Number	Field Name	Description	Acceptable Values
Test Category	S_SC_STU_TESTMISSED_C	Test_Category	Category for the missed test	Elementary/Middle School Assessments Middle/High School End-of-Course High School College and Career Readiness Alternate Assessments for Elem/Middle School Alternate Assessments for High School ELP Assessment ELP Alternate Assessment
Test Missed	S_SC_STU_TESTMISSED_C	Test	Part of the missed test	<u>Elementary/Middle School Assessments</u> ELA/Math; SCI/SocStud <u>Middle/High School End-of-Course</u> English 1 (disabled) English 1 – Writing (only) Algebra 1 Biology History English 2 English 2 – Writing (only) <u>High School College and Career Readiness</u> College Readiness; Career Readiness <u>Alternate Assessments for Elem/Middle School</u> ELA/Math; SCI/SocStud <u>Alternate Assessments for High School</u> Alternate EOCEP – English Alternate EOCEP – Algebra Alternate EOCEP – Biology Alternate EOCEP – US History <u>ELP Assessment & ELP Alternate Assessment</u> Listening; Reading; Writing; Speaking; All Domains
Term Missed	S_SC_STU_TESTMISSED_C	Term_Test_Missed	Appears when Test Category = Middle/High School End-of-Course; term test missed	Fall, Spring

Display Name	Table & Number	Field Name	Description	Acceptable Values
Reason for Not Testing	S_SC_STU_TESTMISSED_C	Reason_Not_Tested	Reason for missing the assessment	001 - Homebound/Home-based (Medical) 002 - Medical Absence 003 - Deceased Student 004 - Expelled 005 - Withdrew 006 - Dropout 007 - Incarcerated 008 - Death in family 009 - Transfer Student (EOCEP only) * 010 - Non-medical absence 012 - Parent Refusal under IDEA 013 - Parent Refusal - non-IDEA 016 - Data entry error at school or district; not Alternate Assessment related 017 - Data entry error at school or district; Alternate Assessment related 019 - Student already tested (High School Assessment) 020 - Student refusal 021 - Other reason 023 - Invalid Scores 024 - No Test Available from Supplier 025 - Course work not completed 026 - School Closing *Reason only available for “Middle/High School End-of-Course” and “Alternate Assessments for High School”
Requested Exclusion	S_SC_STU_TESTMISSED_C	Request_Exclusion	Indicate if exclusion was requested for the assessment.	Checked = 1 Not Checked = 0

Transportation

Start Page > [Student Selection] > South Carolina State Information > Transport

Associated Procedures

Verify (and/or populate) the ‘Medicaid No.’ field (SC Student Info page) so that the school and district receive the funds to provide student transportation services. All CERDEP students must have current values entered for the *Medicaid No.* and the *Transportation Mode AM* and *PM* fields. Populate the mode of transportation for four-year-old (PK4) students who are included in the CERDEP special programs (CDEP01 and/or CDEP02).

The SCDE doesn’t collect Transport page data; however, your district may want you to use the fields.

Transportation Data Entry	
Contacts	Chronic Absenteeism
Truancy	CTE
Early Childhood	SC Student Information
MLP	Read To Succeed
Precode	Students Not Tested
Transport	
Street Information	
Street Number	108
Street Name	Scribble Rd.
Student Special Transportation Needs	
***IEP Transportation Needed	N - No
***Must be documented in student's current IEP	
*Special Trans Needed 1 (Special Transport across school zone lines)	
*Special Trans Needed 2 (Special Transport across district boundary lines)	
Special Trans Needed 3 (Special needs transport between schools)	
*Special Trans Needed 4 (Special Transport to medical services)	
Special Trans Needed 5 (Special transport on extracurricular/field trips)	
Special Trans Needed 6 (Special transport to support employment)	
Special Trans Needed 7 (Special transport in and around school buildings)	
Special Trans Needed 8 (IEP requires special equipment during transport)	
Specify the special equipment in the drop down boxes below:	
Special Equipment Required 1	
Special Equipment Required 2	

Fields to Populate

Display Name	Table	Field Name	Description	Accepted Values
Street Number	S_SC_STU_TRANS_X	TRANS_StreetNum	Street number where student will be picked up and delivered	
Street Name	S_SC_STU_TRANS_X	TRANS_StreetName	Street name where student will be picked up and delivered	

Display Name	Table	Field Name	Description	Accepted Values
IEP Transportation Needed	S_SC_STU_TRANS_X	TRANS_TransIEPInd	Select if student's IEP specified required transportation.	Y- Yes, N - No
Special Trans Needed 1	S_SC_STU_TRANS_X	TRANS_SpecNeedsReq01Ind	Select if student needs transportation across school zone lines	Y- Yes, N - No
Special Trans Needed 2	S_SC_STU_TRANS_X	TRANS_SpecNeedsReq02Ind	Select if student needs transportation across district boundary lines	Y- Yes, N - No
Special Trans Needed 3	S_SC_STU_TRANS_X	TRANS_SpecNeedsReq03Ind	Select if student needs transportation between schools	Y- Yes, N - No
Special Trans Needed 4	S_SC_STU_TRANS_X	TRANS_SpecNeedsReq04Ind	Select if student needs transportation to medical services	Y- Yes, N - No
Special Trans Needed 5	S_SC_STU_TRANS_X	TRANS_SpecNeedsReq05Ind	Select if student needs transportation on extracurricular/field trips	Y- Yes, N - No
Special Trans Needed 6	S_SC_STU_TRANS_X	TRANS_SpecNeedsReq06Ind	Select if student needs transportation to support employment	Y- Yes, N - No
Special Trans Needed 7	S_SC_STU_TRANS_X	TRANS_SpecNeedsReq07Ind	Select if student needs transportation in and around school buildings	Y- Yes, N - No
Special Trans Needed 8	S_SC_STU_TRANS_X	TRANS_SpecNeedsReq08Ind	Select if IEP requires special equipment during transport	Y- Yes, N - No

Display Name	Table	Field Name	Description	Accepted Values
Special Equipment Required 1	S_SC_STU_TRANS_X	TRANS_OtherSpecNeedsReq01Ind	Select equipment required if Special Need 8 = Yes	01 - Aide 02 - Car seat 03 - Lifts 04 - Nurse 05 - Oxygen bottle and bracket 06 - Oxygen tank brackets 07 - Ramps 08 - Safety seats 09 - Safety harnesses 10 - Seatbelts 11 - Service animals 12 - Special or adapted buses 13 - Other
Special Equipment Required 2	S_SC_STU_TRANS_X	TRANS_OtherSpecNeedsReq02Ind	Select additional equipment required if Special Need 8 = Yes	01 - Aide 02 - Car seat 03 - Lifts 04 - Nurse 05 - Oxygen bottle and bracket 06 - Oxygen tank brackets 07 - Ramps 08 - Safety seats 09 - Safety harnesses 10 - Seatbelts 11 - Service animals 12 - Special or adapted buses 13 - Other
Special Trans Needed 9	S_SC_STU_TRANS_X	TRANS_SpecNeedsReq09Ind	Select if IEP requires aide or shadow to accompany student	Y- Yes N - No
Special Trans Needed 10	S_SC_STU_TRANS_X	TRANS_SpecNeedsReq10Ind	Select if the student IEP requires a nurse to accompany the student.	Y- Yes N - No

Truancy

Start Page > [Student Selection] > South Carolina State Information > Truancy
Office of Student Intervention Services

The Truancy page displays student truancy data provided through the Truancy Update Process Report.

Associated Procedures

Truancy Update Process: Updates the absence information and records full day, Unexcused, Excused, and Out of School Suspension (OSS) absences on the Truancy Tab.

To update the values, run the Truancy Update process on the State Reports page. This process will look for full day absences and update the S_SC_STU_TRUANCY_DETAIL_C table with daily absent values as well as daily tardy, dismissal, and early dismissal counts.

The absence counts will be current as of the date the update process is run for each student. Since this process uses a temporary table, multiple instances of this report can't run at the same time. When this happens, there will be a message in the report output indicating another report is running.

Associated Documentation

[State Board Regulation 43-274 Student Attendance](#)

State Laws regarding Attendance S.C. Code Ann. 59-65-10 to 59-65-280

Truancy		
<div>ContactsChronic AbsenteeismTruancyCTEEarly ChildhoodSC Student InformationMLPRead To SucceedPrecodeStudents Not TestedTransportWork-Based LearningPrivacy and Security</div>		
<div><div>Student Information</div><div><div>Student Name</div><div>Student Number</div><div>Birth Date</div><div>Grade</div><div>Gender</div><div>School Name</div><div>District Name</div></div><div><div>07/09/2014</div><div>4</div><div>Female</div><div>PowerSchool_Twenty-Eight_-2_5</div><div>PS District One</div></div></div>		<div><div>Full Day Unexcused Absences</div><div>1.07/22/2024</div></div>
<div><div>Full Day Absence Information</div><div><div>Last Updated</div><div>Truancy Indicator</div><div>Unexcused Full Day Absences</div><div>Excused Full Day Absences</div><div>OSS Full Day Absences</div><div>Total Full Day Absences</div></div><div><div>07/26/2024</div><div>No</div><div>1</div><div>0</div><div>0</div><div>1</div></div></div>		
<div><div>Tardy</div><div>Early Dismissal</div><div>Dismissal</div><div>Unexcused Early Dismissal</div></div> <div><div>0</div><div>0</div><div>0</div><div>0</div></div>		
<div><div>**Truant at prior school PowerSchool_Sixty_0_12</div><div>**Truant at prior school PowerSchool_Eleven_-2_5</div><div>**Truant at prior school PowerSchool_Thirty-Two_-2_5</div></div>		

Work-Based Learning

Start Page > [Student Selection] > South Carolina State Information > SC Work Based Learning Office of Career and Technical Education

The South Carolina Education and Economic Development Act (EEDA) data must be collected for ALL students participating in any state-approved Work-Based Learning (WBL) experience as defined in the [SC Work-Based Learning Implementation Guidelines](#). Data are reported on the Work-Based Learning page for experiences students have participated in throughout the school year. Please note the two sections on the WBL page:

- The first section is found within a red box labeled “WBL Career Ready Qualifier used for Career Readiness Accountability” for the state’s accountability system affecting high school report card ratings.
- The second section below the red box includes 20 entry fields for reporting state-approved work-based learning experiences. These fields may report additional career-ready placements or “regular” work-based learning experiences the student completed.

Associated Procedures

Work Based Learning Review: Schools and districts should review data values for each student’s historical reports for learning experiences each year. WBL fields are not part of the SIS initialization of each student record each new school year.

Associated Documentation

[SCDE Work-Based Learning Page](#)

Work Based Learning Data Entry

Contacts | Chronic Absenteeism | Truancy | CTE | Early Childhood | SC Student Information | MLP | Read To Succeed | Precode | Students Not Tested | Transport | Work-Based Learning | Privacy and Security

The Work-Based Learning (WBL) page collects both Career Ready Qualifier and 20 WBL experiences. To complete the data entry for each experience, please click the section's arrow. To expand or collapse all experiences, please click the 'Expand all Experiences' or 'Collapse all Experiences' button.

Expand All Experiences | Collapse All Experiences

WBL Career Ready Qualifier used for Career Readiness Accountability

* WBL CR Experience: [Dropdown Menu] WBL CR Career Center BEDS Code: [Text Box] [Expand/Collapse Arrow]

* WBL CR Start Date: [Date Picker] * WBL CR End Date: [Date Picker]

WBL Experience 1

* WBL Experience 1: [Dropdown Menu] WBL Exp1 Owner: [Text Box] [Expand/Collapse Arrow]

* WBL Start Date 1: [Date Picker] * WBL End Date 1: [Date Picker]

WBL Experience 2

* WBL Experience 2: [Dropdown Menu] WBL Exp2 Owner: [Text Box] [Expand/Collapse Arrow]

* WBL Start Date 2: [Date Picker] * WBL End Date 2: [Date Picker]

Fields to Populate

Display Name	Table	Field Name	Description	Accepted Value(s)
WBL CR Experience	S_SC_STU_WBL_X	WBL_ExpCodeC CR	Type of career-ready experience successfully completed during the school year	C – Cooperative Education I – Internship R – Registered Apprenticeship Y – Youth Apprenticeship
WBL CR Exp Owner	S_SC_STU_WBL_X	WBL_ExpOwner CCR	Seven-digit school identification number (SIDN) for the career center responsible for the experience (<i>Leave blank if coordinated by student's home school</i>)	
WBL CR Start Date	S_SC_STU_WBL_X	WBL_StartDateC CR	Date experience began	
*WBL CR End Date	S_SC_STU_WBL_X	WBL_EndDateC CR	Date experience ended	
*WBL CR Worksite Name	S_SC_STU_WBL_X	WBL_EmpName CCR	Name of worksite/business industry sponsoring the experience	
WBL CR Worksite Address	S_SC_STU_WBL_X	WBL_AddCCR	Worksite address	
WBL CR Worksite City	S_SC_STU_WBL_X	WBL_CityCCR	Worksite city	
WBL CR Worksite State	S_SC_STU_WBL_X	WBL_StateCCR	Worksite state	
WBL CR Worksite Zipcode	S_SC_STU_WBL_X	WBL_ZipCCR	Worksite address zip code	
WBL CR Worksite Email Address	S_SC_STU_WBL_X	WBL_EmailCCR	Worksite supervisor's email address	
WBL CR Worksite Phone	S_SC_STU_WBL_X	WBL_EmpPhone CCr	Worksite supervisor's telephone using format (xxx) xxx-xxxx	
WBL CR Worksite Size	S_SC_STU_WBL_X	WBL_EmpSizeC CR	Number of employees at the worksite	Blank – none Null L – 500+ Employees M – 50-499 Employees S – 0-49 Employees
WBL CR Worksite Supervisor	S_SC_STU_WBL_X	WBL_Supervisor CCR	Worksite supervisor name	
WBL CR Worksite Supervisor Job Title	S_SC_STU_WBL_X	WBL_JobTitleCC R	Worksite supervisor title (job role)	

Display Name	Table	Field Name	Description	Accepted Value(s)
WBL CR Paid	S_SC_STU_WBL_X	WBL_PaidIndCCR	Indicate if student was paid for the WBL experience	Blank – blank Null Y – Yes, N – No
WBL CR Related to Career Plan	S_SC_STU_WBL_X	WBL_RelateInCCR	Indicate if WBL experience was related to the career plan as indicated in the student's Individual Graduation Plan	Blank – blank Null Y – Yes, N – No
WBL CR Career Cluster Type	S_SC_STU_WBL_X	WBL_TypeCCR	Select the appropriate career cluster type for the WBL experience that aligns with the Individual Graduation Plan.	1 - Agriculture, Food, and Natural Resources 2 - Architecture and Construction 3 - Arts, Audio-Video Technology, and Communications 4 - Business Management and Administration 5 - Education and Training 6 - Finance 7 - Government and Public Administration 8 - Health Science 9 - Hospitality and Tourism 10 - Human Services/Family and Consumer Sciences 11 - Information Technology 12 - Law, Public Safety, Corrections, and Security 13 - Manufacturing 14 - Marketing 15 - Science, Technology, Engineering, and Mathematics 16 - Transportation, Distribution, and Logistics

Display Name	Table	Field Name	Description	Accepted Value(s)
Course credit met that relates to the WBL CR placement?	S_SC_STU_WBL_X	WBL_CreditIndCCR	Select “Yes” if the student completed at least one unit of course credit related to the career-ready WBL experience, or they completed a pathway of study related to the career-ready WBL experience. Select “No” if the student has not completed any coursework related to the career-ready WBL experience.	Blank – blank Null Y – Yes, N – No
WBL CR 40-Hour Minimum Met	S_SC_STU_WBL_X	WBL_HoursMetCCR	Select “Yes” if the student completed the career-ready, WBL experience in its entirety as required by the competencies defined in the student’s training agreement. Reminder: There is a minimum of 40 practical experience hours required by industry-defined competencies at the worksite to qualify for a career-ready, work-based learning experience. Select “No” if the student did not successfully complete the WBL experience in its entirety.	Blank – blank Null Y – Yes, N – No
WBL CR Training Agreement	S_SC_STU_WBL_X	WBL_AgreementCCR	Select if a mutual training agreement defining objectives/skills to be mastered was developed between student, school, and worksite supervisor.	Blank – blank Null Y – Yes, N – No

Display Name	Table	Field Name	Description	Accepted Value(s)
WBL CR Evaluation Score	S_SC_STU_WBL_X	WBL_EvalScoreCCR	Performance average evaluation score created from the training agreement defined on a scale of 1-5, with 1 (lowest) and 5 (highest). <i>(Student should be provided at least two evaluations to document growth. The final score would be the highest scoring evaluation of the two.)</i>	Blank - blank Null, 1, 2, 3, 4, 5
WBL CR School/Center Coordinator	S_SC_STU_WBL_X	WBL_CoordinatorCCR	School name or CTE Center WBL coordinator responsible for the WBL experience	
Other support provided to you by WBL CR Worksite	S_SC_STU_WBL_X	WBL_OtherSupCCR	Other support provided by the WBL worksite/business	Blank – Null 1 – Motivational Speaker 2 – Monetary Support 3 – Equipment Contributions 4 – Teacher Training 5 – Other
WBL Experience 1 - 20	S_SC_STU_WBL_X	WBL_ExpCode1 - 20	Type of WBL completed during the school year	Blank – Null B – CTE Internship Credit Bearing Course C – Cooperative Education F – School-Based Enterprise I – Internship L – Service Learning M – Mentoring R – Registered Apprenticeship S – Shadowing: On-Site U – Structured Field Study V – Shadowing: Virtual Y – Youth Apprenticeship
WBL Experience Owner 1 - 20	S_SC_STU_WBL_X	WBL_ExpOwner1 - 20	Seven-digit school id number (SIDN) for the career center responsible for the experience <i>(leave blank if coordinated by the home school)</i>	

Display Name	Table	Field Name	Description	Accepted Value(s)
WBL Start Date 1 - 20	S_SC_STU_ WBL_X	WBL_ StartDate1 - 20	WBL start date	
WBL End Date 1 - 20	S_SC_STU_ WBL_X	WBL_EndDate1 - 20	WBL end date (<i>Job Shadowing and Structured Field Study may have the same start date and end date.</i>)	
WBL Worksite Name 1 - 20	S_SC_STU_ WBL_X	WBL_EmpName 1 - 20	WBL worksite/ business name	
WBL Worksite Address 1 - 20	S_SC_STU_W BL_X	WBL_Add 1 - 20	WBL worksite/business street address	
WBL Worksite City 1 - 20	S_SC_STU_W BL_X	WBL_City1 - 20	WBL worksite/business city	
WBL Worksite State 1 - 20	S_SC_STU_W BL_X	WBL_State 1 - 20	WBL worksite/business state	
WBL Worksite Zipcode 1 - 20	S_SC_STU_W BL_X	WBL_Zip 1 - 10	WBL worksite/business zip code	
WBL Worksite Email Address 1 - 20	S_SC_STU_W BL_X	WBL_Email 1 - 10	WBL worksite/business supervisor email address	
WBL Worksite Phone 1 - 20	S_SC_STU_W BL_X	WBL_EmpPhone 1 - 20	WBL worksite/business phone number using format (xxx) xxx-xxxx	

Display Name	Table	Field Name	Description	Accepted Value(s)
WBL Worksite Size 1 - 20	S_SC_STU_WBL_X	WBL_EmpSize 1 - 20	Number of employees at the WBL worksite/business	Blank – none L – 500+ Employees M – 50-499 Employees S – 0-49 Employees
WBL Worksite Supervisor 1 - 20	S_SC_STU_WBL_X	WBL_Supervisor 1 - 20	WBL worksite/business supervisor	
WBL Worksite Supervisor Job Title 1 - 20	S_SC_STU_WBL_X	WBL_JobTitle 1 - 20	WBL worksite/business supervisor title (job role)	
Is student paid? 1 - 20	S_SC_STU_WBL_X	WBL_PaidInd 1 - 20	Indicate if student was paid for the WBL experience	Blank – blank Null Y – Yes, N – No
WBL Related to Career Plan 1 - 20	S_SC_STU_WBL_X	WBL_RelateIn 1 - 20	Indicate if WBL experience was related to the career plan as indicated in the student's Individual Graduation Plan	Blank – blank Null Y – Yes, N – No

Display Name	Table	Field Name	Description	Accepted Value(s)
WBL Career Cluster Type 1 - 20	S_SC_STU_WBL_X	WBL_Type 1 - 20	The appropriate career cluster type for the WBL experience that aligns with the Individual Graduation Plan	1 - Agriculture, Food, and Natural Resources 2 - Architecture and Construction 3 - Arts, Audio-Video Technology, and Communications 4 - Business Management and Administration 5 - Education and Training 6 - Finance 7 - Government and Public Administration 8 - Health Science 9 - Hospitality and Tourism 10 - Human Services/Family and Consumer Sciences 11 - Information Technology 12 - Law, Public Safety, Corrections, and Security 13 - Manufacturing 14 - Marketing 15 - Science, Technology, Engineering, and Mathematics 16 - Transportation, Distribution, and Logistics
Student received course credit for experience 1?	S_SC_STU_WBL_X	WBL_CreditInd1 - 20	Select if student received course credit for the WBL experience. For example, student's course required completion of internship within course standards.	Blank – blank Null Y – Yes, N – No
WBL School/CenterCoordinator 1 - 20	S_SC_STU_WBL_X	WBL_Coordinator1 - 20	School name or CTE Center WBL coordinator responsible for the experience	

Display Name	Table	Field Name	Description	Accepted Value(s)
Other support provided to you by WBL Worksite 1 - 20	S_SC_STU_WBL_X	WBL_OtherSupp 1 - 20	Other support provided by the WBL worksite/business	Blank – Null 1 – Motivational Speaker 2 – Monetary Support 3 – Equipment Contributions 4 – Teacher Training 5 – Other
Career Assessment 1 - 6	Students (1)	WBL_CarAssess Code1 - 6	Career interest inventory administered as part of a comprehensive career plan	Blank – Null 1 - COIN/SCOIS Self-Assessment Survey 2 - Holland Self-Directed Search (SDS) 3 - Kuder Career Search with Person Match 4 - ASVAB 5 - Discover 7 - Strong Interest Inventory 8 - Myers-Briggs Type Indicator (MBTI) 9 – EXPLORE 10 – PLAN 11 - ACT Work Keys 12 - Kuder Skills Assessment 13 - Super's Work Values Inventory 15 – CAPS 16 – COPS 17 – COPES 18 – Other 19 - ACT Profile 20 - Career Ready 101 21 – SCOIS 22 - SCOIS Climb

Student Programs

Start Page > [Student Selection] > Courses and Programs > Student Programs
Office of Special Education Services – Special Populations

Students participating in district/school programs are identified on this page, regardless of a student's enrollment date. District SIS administrators should ensure all programs offered are added to this page.

Alternative School Program (ASP): A program "designed to provide appropriate services to students who for behavioral or academic reasons are not benefiting from the regular school program or may be interfering with the learning of others." (South Carolina Code of Laws, 1976 (as amended, 1990); Chapter 63, Title 59, Article 13; Section 59-63-1300). Students who are enrolled in alternative programs based on special needs – e.g. 504 plan or IEP – should not be included here.

Group Homes: Student is served in a group home or other group care facility and is receiving all educational services at the facility with facility school district contracting the services. The following changes have been in effect since 2013-14: Proviso for Juvenile Detention Facilities 13-14:1.10 (SDE: Instruction in Juvenile Detention Centers) It shall be the responsibility of the school district where a local juvenile detention center is located to provide adequate teaching staff and to ensure compliance with the educational requirements of this State. Students housed in local detention centers are to be included in the average daily membership count of students for that district and reimbursement by the Department of Education made accordingly.

Home-Based: A student who receives educational services at home. Ensure IEP documentation states specifically the student qualifies for Home-Based services. A special education home-based placement is a change of placement for a student with a disability to a home setting by his or her IEP team. An IEP team must determine such a placement is appropriate and constitutes the least restrictive environment in light of the student's disability. The amount of services for a home-based student must be individualized and meet the student's need for instruction, related services, transition services, assistive devices, and supplementary aids and services during the period of home-based placement.

Homebound: A student who receives academic services at home or a medical facility. Ensure documentation by a licensed physician certifies that a student cannot attend school as a result of an accident, illness, or pregnancy, despite the aid of transportation but may profit from instruction given in the home or hospital. (S.C. Code Ann. § 43-241 (Supp. 2001)) Any student participating in a program of homebound instruction or hospitalized instruction must be approved by the district superintendent or his/her designee using the revised Medical Homebound Instruction form (revised July 1, 2002) provided by the South Carolina Department of Education.

Immersion Language Program: The Office of Standards and Learning collects Immersion Programs student data for all grade levels, including:

- entry date into the program each year
- exit date out of the program each year
- designation of the language for immersion student

Residential Treatment Facility Definition: Student is served in a residential treatment facility and is receiving all educational services at the facility with facility school district contracting the services. (Part 1B, Section 1.61, H63 Department of Education, 2012-2013 Appropriation Act)

Associated Procedures

Requesting Additional Special Program Code(s): Contact the sponsoring SCDE office (e.g., Student Intervention, Magnet Schools) to request a unique special program code if one does not exist.

Exiting a Single Student from a Special Program:


- During initial entry, leave the Exit Date and Exit Reason blank.
- Edit these fields during the school year if:
 - The student is no longer being served in the special program.
 - The student transfers out of the current school. Note: After selecting the “Transfer Out of School” function, check the box to “Also transfer out of selected programs” to choose the program(s) for the student.
- At the end of the school year, enter the student’s school exit date in the Exit Date field.
- Indicate the Exit Reason based on documentation for each individual student or EY for end of year.
- Without an exit date, students will continue to appear active in the program(s).






Mass Populating Special Program Enrollments:

Review PowerSchool article “[Importing/Mass Populating Special Program Enrollments.](#)”

Mass Exiting Students from Special Programs Before the End-of-Year Process

Use Special Functions>Group Functions or DDE to exit a group of students or all students actively enrolled in special programs before running the EOY process. For procedural information, review the PowerSource article Special Program Enrollments.

Student Programs 				
New				
Program Name	Entry Date	Exit Date	Grade Level	Exit Code
TMPVIR	01/09/2024	01/09/2024	7	
TMPVIR	08/30/2023	08/31/2023	7	
ESSER_KK_INST_SUBSCRIPTIONS	01/01/2023	06/08/2023	6	EY
ESSER_EE_INST	01/01/2023	06/08/2023	6	EY

New Student Program Enrollment	
Comment	<input type="text"/>
Entry Date	<input type="text" value="09/03/2024"/>  
Exit Date	<input type="text" value="MM/DD/YYYY"/>  
Exit Reason	<input type="text"/>
Program	<input type="text" value="MAG017-Engineering"/>  *
<input type="button" value="Submit"/>	

Fields to Populate

Display Name	Table & Number	Field Name	Description	Accepted Value(s)
Entry Date	SpEnrollments (41)	Enter_Date	Date enrolled in the program	
Exit Date	SpEnrollments (41)	Exit_Date	Date student stopped receiving services; should not be a future date or pre-populated (e.g., the date the student transfers out of school or last day of school)	
Exit Reason	SpEnrollments (41)	Exitcode	Brief description why student exited the program	
Grade Level	SpEnrollments (41)	GradeLevel	Student's grade level	
Program	SpEnrollments (41)	ProgramID	Program in which the student is placed using the drop-down list.	Review Special Programs Table

Special Programs Table

All programs in this table may not be offered in specific districts or schools. District SIS administrators should add all offered special programs to the SIS. Ensure all added program codes match those listed in this table exactly. Incorrect entry of characters will create a different code from the one listed (e.g., lowercase instead of uppercase letters, letters for numbers: O-uppercase letter vs. 0-zero for a number).

Code	Description	Office Contact
21CCLC	21st Century Community Learning Centers (CCLC) This program's name replaces all other special program indicators for 21st Century Learning beginning 2013-14.	21st CCLC Office of Student Intervention Services
ALTPES	Alternative Pgm - Elementary School Formerly ALC	Alternative Program Office of Student Intervention Services
ALTPHS	Alternative Pgm - High School Formerly ALC	

Code	Description	Office Contact
ALTPMS	Alternative Pgm - Middle School Formerly ALC	Aveene Coleman 803-734-3057 AColeman@ed.sc.gov
AR0001	AVID	At Risk Programs Office of Student Intervention Services
AR0003	Boys & Girl Clubs of America	
AR0004	Check and Connect	
AR0006	High Schools That Work	
AR0021	Academic Alternatives	
AR0024	CBI-Educ Options Novel/Starts	
AR0025	CBI-PDI/Novanet	
AR0026	CBI-PLATO Learning, Inc.	
AR0029	Gateway to College	
AR0031	Richland One Middle College	
AR0032	Fast Forward	
AR0033	GEARUP	
AR0035	JSCG	
AR0040	Pickens County Star Academy	
AR0043	Reconnecting Youth	
AR0045	SCATE	
AR0046	Virtual School Program	
AR0047	Truant Recovery Program	
AR0048	Union Alternative School	
AR0049	Upward Bound	
AR0050	WorkKeys/KeyTrain	
AR0052	PAR	
AR0062	AIM	
AR0063	Apex Learning	
AR0064	BADD	
AR0069	Star Academy	
AR0071	SC Chamber of Commerce	
AR0072	Title One Enrichment Program	
AR0074	Family Solution Intervent Plan	
AR0080	Big Brothers Big Sisters	
AR0081	Keeping it REAL	
AR0082	Project GRAD	
AR0083	Project TND	
AR0084	Quantum Opportunities Program	
AR0085	STEP	
AR0086	Teen Outreach Program (TOP)	
AR0087	Too Good for Drugs and Violence	
AR0088	ACT EXPLORE	
AR0089	Career Education Options (CEO)	
AR0090	Complete High School MAZE	
AR0091	CMCD	
AR0092	Early College	
AR0093	LRP	
AR0094	Moss High Point Entrepreneurship	
AR0095	NFTE	
AR0096	Phoenix Academy	
AR0097	Positive Action	

Code	Description	Office Contact
AR0098	Project Respect	
AR0099	Reconnecting Youth	
AR0100	SIATech	
AR0101	Youth Build	
AR0102	Healing Species	
AR0103	Academic/Mentoring/Mental Health Supports	
AR0104	Advancement Via Individual Determination	
AR0105	After School Homework Center	
AR0106	Alternatives in Motion for Success	
AR0107	APPLE	
AR0108	Barr Street Learning Center – SCDE Approved ASP	
AR0109	Building Bridges To Success	
AR0110	Building Educated Leaders for Life	
AR0111	Capturing Kids Hearts	
AR0112	CAREER ACADEMY MODEL	
AR0113	Coca Cola Valued Youth Program	
AR0114	Compass Learning	
AR0115	Computer Aided/Assisted instruction paired with mentor/mentee	
AR0116	Corrective Reading-Reading	
AR0117	Early College High School Initiative	
AR0118	EOC P.A.L.S. (Promoting Academic Learners to Success)	
AR0119	Evening Students Services-Higher Learning Academy	
AR0120	Extended School Day	
AR0121	FOCUS - SCDE Approved ASP	
AR0122	Focusing Students on Achievement	
AR0123	Freshmen Academy	
AR0124	Infinity of OCCSD3 - SCDE Approved ASP	
AR0125	Choices	
AR0126	Intensive Math instruction and mentoring	
AR0127	JAG-SC	
AR0128	Lake City Graduation Initiative	
AR0129	LIFT	
AR0130	Literacy 3000-Reading	
AR0131	Mentoring/Alternative Learning	
AR0132	Multi-Tiered Systems of Support (MTSS), Trident United Way Links to Success, Communities in Schools	
AR0133	Star Academy Program	
AR0134	Ninth Grade Academy	
AR0135	ODYSSEYWARE	
AR0136	Olweus Bullying Prevention	
AR0137	P.A.W.S. (Powerful Action Wields Success)	
AR0138	Positive Achievement With Students Program	
AR0139	Positive Action	
AR0140	Powerful Action Wields Success (PAWS)	
AR0141	Prepared for Graduation	
AR0142	Project Based Learning- Blended Curriculum	
AR0143	Project College and Academic Readiness Enhancement (Project CARE)	
AR0144	Project RISE	

Code	Description	Office Contact
AR0145	Project Success	
AR0146	RAPTOR	
AR0147	Read 180-Reading	
AR0148	Read Right and	
AR0149	REAL Academy	
AR0150	Reconnecting Youth	
AR0151	Saluda Creates Opportunities for Real Effectiveness (SCORE)	
AR0152	Making Middle Grades Work	
AR0153	Success Highways, Goal Setting, Coaching	
AR0154	Successful Transitions Program	
AR0155	The RIGHT Stuff	
AR0156	The Voyage to Personal and Academic Success/Computer Based Instruction	
AR0157	Ripple Effects	
AR0158	Positive Behavior Support (PBS)	
AR0159	Career Academy	
AR0160	A+ Learning System	
AR0161	Overcoming Obstacles	
AR0162	Hwy to Higher Ed Academy	
AR0163	SPARK	
AR0164	InstaGrad	
CDEP01	Regular Day CERDEP	Child Early Reading and Development Education Program (CERDEP) Office of Early Learning and Literacy Alisha Green 803-737-3150 earlylearning-literacy@ed.sc.gov
CDEP02	Extended Day CERDEP	
CRED07	Credit Recovery Pgm 7th Grade	Credit Recovery Program Federal and State Accountability
CRED08	Credit Recovery Pgm 8th Grade	
CRED09	Credit Recovery Pgm 9th Grade	
CRED10	Credit Recovery Pgm 10th Grade	
CRED11	Credit Recovery Pgm 11th Grade	
CRED12	Credit Recovery Pgm 12th Grade	
EEDASM	EEDA (Education and Economic Development Act) Summer Project	EEDA Summer Project Office of Student Intervention Services
GHO-1FS	Served Full-time at District School Student is served in a group home or other group care facility and is receiving educational services full-time at the public school.	Group Homes Office of General Counsel
GHO-2PS	Served Part-time at District School Student is served in a group home or other group care facility and is receiving educational services part-time at the public school.	

Code	Description	Office Contact
GHO-3FD	FT at Facility-District Provides Ed Svc Student is served in a group home or other group care facility and is receiving all educational services at the facility with public school district providing educational services.	
GHO-4FF	FT at Facility-Facility Provides All Ed Svc Although available as an option in PowerSchool, GHO-4FF – is not a valid code under Part 1B, Section 1.8, H63 Department of Education, 2012-2013 Appropriation Act, where districts have the responsibility to provide educational services to students residing in group facilities.	
HBSD01	Home-based	Home-Based Education Services Office of Special Education Services
HWKC1	After-school Homework Center < 15 days	After-School Homework Center Office of Student Intervention Services
HWKC2	After-school Homework Center 15 or more days	
ImmFRN	Immersion French	Immersion Language Program Office of Assessment and Standards, World Language Rocio Zalba 803-734-0564 rzalba@ed.sc.gov
ImmGRM	Immersion German	
ImmJPN	Immersion Japanese	
ImmMND	Immersion Mandarin	
ImmPRT	Immersion Portuguese	
ImmRSN	Immersion Russian	
ImmSPN	Immersion Spanish	
IB-PYP	The IB Primary Years Program (PYP), for students aged 3 to 12, focuses on the development of the whole child as an inquirer, both in the classroom and in the world outside.	International Baccalaureate (IB) Office of Assessment and Standards Josie Stratton, 803-734-2782, jstratton@ed.sc.gov
IB-MYP	The IB Middle Years Program (MYP), for students aged 11 to 16, provides a framework of academic challenge that encourages students to embrace and understand the connections between traditional subjects and the real world, and become critical and reflective thinkers.	
IB-DIP	The IB Diploma Program (DP), for students aged 16-19, is an academically challenging and balanced program of education with final examinations that prepares students for success at university and beyond.	
IB-CRP	IB Career-related Program (CP), for students aged 16-19, incorporates the vision and educational principles of the IB Programs into a unique offering specifically designed for students who wish to engage in career-related learning.	


Code	Description	Office Contact
LAD	Served in Local Adult Detention Center Student is housed in a local adult detention center with public school district providing educational services.	Detention Facilities
LJD	Served in Local Juvenl Detention Center Student is housed in a local juvenile detention center with public school district providing educational services.	
MAG001	Arts	Magnet Programs (Within a School) Office of Personalized Learning Stephanie DiStasio personalizedlearning@ed.sc.gov
MAG002	Academy of 21st Century Learning	
MAG003	International Baccalaureate	
MAG004	STEM	
MAG005	Leadership	
MAG006	School of Innovation	
MAG007	College and Career	
MAG008	Communications & Technology	
MAG009	Montessori	
MAG010	Academic/Scholar	
MAG011	Communications & Arts	
MAG012	Military Magnet	
MAG013	Engineering and Health Professions	
MAG014	Law, Finance and Business	
MAG015	Arts, Communication and Theatre	
MAG016	Environmental Sciences	
MAG017	Engineering	
MAG018	Media	
MAG019	Entertainment	
MAG020	Entrepreneurial	
MAG021	Exercise Science	
MAG022	Service Learning For students with unique learning styles	
MAG023	Inquiry – based interdisciplinary curriculum	
MAG024	Hirsch Core Knowledge curriculum	
MAG025	Fine Arts & Media Enrichment	
MAG026	Single Gender	
MAG027	Research Engagement & Design	
MAG028	NASA Explorer School	
MAG029	Health Science	
MAG030	Zoological & Botanical Zoobot	
MAG031	STEAM	
MAG032	Academy for Civic Engagement	
MAG033	Language Immersion	
MAG034	Technology, Environment, Health and Fitness	
MONT01	Montessori (within a school)	Montessori (Within a School) Office of Personalized Learning
RTF-1FS	Served Full-time at District School - Student is served in a residential treatment facility and is receiving educational services full-time at the public school (Formerly – Group Home Services = “FS”).	Residential Treatment Facilities Office of General Counsel


Code	Description	Office Contact
RTF-2PS	Served Part-time at District School - Student is served in a residential treatment facility and is receiving educational services part-time at the public school (Formerly – Group Home Services = “PS”).	
RTF-3FD	Full Time at Facility - District Provides Educational Services. Student is served in a residential treatment facility and is receiving all educational services at the facility with public school district providing educational services.	
RTF-4FF	Full Time at Facility - Facility Provides All Ed Services	
SBAVRL	State Board of Education Approved Virtual Remote Learning	School District Virtual Learning Programs Office of Virtual Education Bradley Mitchell Bmitchell@ed.sc.gov
TMPVIR	Temporary Virtual Remote Learning	Temporary Virtual Instruction Office of Research and Data Analysis Wyatt Cothran PowerSchool@ed.sc.gov

Staff

Start Page > People > Staff > New Staff Person Member
Office of Federal and State Accountability

This page allows for editing information for an existing staff member.

New Staff Member


Name (Last, First MI)	<input type="text"/> * <input type="text"/> * <input type="text"/>
Preferred Name	<input type="text"/>
Email Address	<input type="text"/>
Title	<input type="text"/>
Gender	<input type="text" value="v"/>
Ethnicity	<input type="text" value="v"/>
Teacher Number	*
Homeroom	<input type="text"/>
School	District Office
Lunch ID	<input type="text"/>
Home Phone #	<input type="text"/>
School Phone #	<input type="text"/>
Street	<input type="text"/>
City, State, Zip	<input type="text"/> <input type="text"/> <input type="text"/>
SSN	<input type="text"/>
DOB	<input type="text" value="MM/DD/YYYY"/> 
Staff Type	Not Assigned <input type="text" value="v"/>

Fields to Populate

Display Name	Table & Number	Field Name	Description	Accepted Value(s)
Name (Last)	Users	Last_Name	Last name	
Name (First)	Users	First_Name	First name	
Name (Middle)	Users	Middle_Name	Middle name	
Preferred Name	Users	PreferredName	Preferred name, such as a nickname	
Email Address	Users	Email_Addr	Full email address	
Gender	SchoolStaff	Sched_Gender	Gender	F – Female M – Male
Ethnicity	Users	FedEthnicity	Select if the staff member is Hispanic or Latino.	Y – Yes N – No

Display Name	Table & Number	Field Name	Description	Accepted Value(s)
Race	TeacherRace (202)	Racecd	Choose one or more options to indicate race	I – American Indian or Alaska Native A – Asian B – Black or African American W – White (or Caucasian) P – Native Hawaiian or Other Pacific Islander
Reporting Ethnicity	Users	Ethnicity	Specify the staff member's ethnicity by choosing the appropriate ethnicity	
ID	Users	TeacherNumber	Enter the staff member's identification number (required).	
StatePrid (Cert #)	Users	SIF_StatePrid	Teacher's certification number issued by the Office of Educator Services	
Homeroom	Users	Homeroom	Staff member's homeroom number	
Homeschool	Users	HomeSchoolID	Displays the designated home school for the teacher	
Lunch ID	Users	Lunch_ID	PowerLunch identification number	
Home Phone #	Users	Home_Phone	Staff member's home telephone number	
School Phone #	Users	School_Phone	Staff member's school telephone number	
Street	Users	Street	Staff member's street name.	
City	Users	City	Staff member's city	
State	Users	State	Staff member's two-letter state abbreviation	
Zip	Users	Zip	Postal code	
SSN	Users	SSN	Do not populate the SSN field.	
DOB	UsersCoreFields	DOB	Birth date	
Staff Type	SchoolStaff	StaffStatus	Assign a staff type to each staff member, which makes searching for and selecting staff members more efficient. For a staff member to be associated to a gradebook, they must be listed as a teacher.	0 - Not Assigned 1 - Teacher 2 - Staff 3 - Lunch Staff 4 - Substitute
Active	SchoolStaff	Status	Staff member's status (Active or Inactive) If not checked, the staff member's PowerSchool account is inactive and he or she cannot access PowerSchool.	Checked = 1 (Active) Not Checked = 2 (Inactive)
Generation	S_SC_USR_X	Tchr_Generation	Staff's generation	None, II, III, IV, V, Jr., Sr.


Display Name	Table & Number	Field Name	Description	Accepted Value(s)
Educator ID	S_SC_USR_X	Tchr_ID	Identification number for matching the teacher instructional records to teacher certification records.	
Applied for Certification	S_SC_USR_X	Appl_for_Cert	Check this box only for those staff members who are coded as teachers and who have applied for or received a certification ID. If the teacher has not applied for certification or does not plan to apply for certification, the box should be unchecked. The default in PowerSchool is “checked” or “true” only for those staff members coded as teachers. All other staff member (non-teacher) categories are “unchecked” or “false” by default.	Checked = true Not Checked = false

Staff Assignments

Start Page > Staff > Select A Staff Member > Edit Information > Staff Assignment

Staff Assignment - McBoyle, Shenice Vernon A4501

Add Staff Assignment

Position Title	Staff Classification	School	Begin Date	End Date	
Principal	Principal (3)	Test High School 4	08/12/2019	08/17/2020	

Fields to Populate

Display Name	Table	Field Name	Description	Acceptable Values
Position Title	S_USR_Assignments_C	PositionTitle	Staff member's title at the school or district	
Staff Classification	S_USR_Assignments_C	StaffClassification	Select the appropriate classification for the staff member.	0 – Blank 1 – System Administrator 2 – Superintendent 3 – Principal 4 – Administration 5 – Leader 6 – Teacher/Specialist 7 – Staff

Display Name	Table	Field Name	Description	Acceptable Values
School	S_USR_Assignments_C	SchoolID	School for the staff member's assignment	
Start Date	S_USR_Assignments_C	BeginDate	Date the assignment began	
End Date	S_USR_Assignments_C	EndDate	Date the assignment ended	

Transfer Information

Start Page > [Student Selection] > School Enrollment > Enrollment History
Office of Federal and State Accountability
Office of Research and Data Analysis

The Enrollment History page includes the student's current and historical school enrollment data with entry and exit dates for each enrollment within the district.

Associated Procedures

Code the *Entry Code* field as *E (Eligible for State Funding)* or *EEI (Ineligible for State Funding)* based on the consistency of the student's status with funding requirements outlined in the Pupil Accounting Manual and other governing financial documentation.

Enrolling New PK Students: Select the enrollment code of "E (Eligible for State Funding)" for all 3- and 4-year-old students.

Enrollment History

Current Enrollment

Message Key Was Not Found		Message Key Was Not Found		Grade	Entry Comment	Exit Comment	School
07/22/2024	E	05/30/2025		3	Promote Same School		PowerSchool_Nineteen_2_5

Previous Enrollments

Entry Date	Entry Code	Exit Date	Exit Code	Grade	Entry Comment	Exit Comment	School
03/05/2024	E	05/31/2024	P	2		Promote Same School	PowerSchool_Nineteen_2_5

Note: This screen may not be used to transfer a student in or out of school. Click on Functions to find links to those operations.

Edit Current/Previous Enrollment

Start Page > [Student Selection] > School Enrollment > Edit Current Enrollment

Fields to Populate

Display Name	Table(s)	Field Name	Description	Acceptable Values
Entry Date	Students (1), ReEnrollments(18)	EntryDate	Date of enrollment in the school; first day of instruction	
Entry Code	Students (1), ReEnrollments(18)	EntryCode	Funding status	E = Eligible for funding; EEI = Ineligible for funding
Entry Comment	Students (1), ReEnrollments(18)	TransferComment, EntryComment	Comments about the student's entry to the school for this enrollment.	
Exit Date	Students (1), ReEnrollments(18)	ExitDate	Date after the student's last day of instruction in the school. <i>Exitdate should never be prior to the start date.</i>	

Display Name	Table(s)	Field Name	Description	Acceptable Values
Exit Code	Students (1), ReEnrollments(18)	ExitCode	Reason for the student withdrawing (transferring out) from the school.	Review Exit Code Values table.
Exit Comment	Students (1), ReEnrollments(18)	ExitComment	Comments about the student's withdrawal (transfer out) from the school for this enrollment.	
Full-Time Equivalency	Students (1), ReEnrollments(18)	FTEID	Student's Full Time Equivalency code.	Full Time
Grade Level	Students (1), ReEnrollments(18)	Grade_level	Grade level	-2, -1, 0, 1, 2, 3, 4, 5, 6, 7, 8, 9, 10, 11, 12
Track	Students (1), ReEnrollments(18)	Track	If the school uses tracks, select the track applicable for the student.	A, B, C, D, E, F
District of Residence	Students (1), ReEnrollments(18)	DistrictOfResidence	District where the student lives.	

Exit Codes Table

Exit Code	Description
W10	Transfer /In-District
W20	Withdrawn/Unknown Status
W21	Graduated
W22	Transfer/Out of District
W23	Transfer/Adult Education
W24	Moved Out of District/School Unknown
W25	Withdrawn/Home Schooled
W26	Withdrawn/Health or Pregnancy
W27	Withdrawn/Tech School
W28	Withdrawn/4- Year College
W29	Withdrawn/Work
W30	Withdrawn/Military
W31	Withdrawn/Juvenile Corrections
W32	Withdrawn/Adult Corrections
W33	Withdrawn/Expulsion
W34	Withdrawn/Charter School
W35	Deceased

Exit Code	Description
W36	Dropout
W37	Re-enrolled Next School Year
W38	Adult Ed – Diploma Tracking
W39	Exceeded Max Age for Attendance
W40	Adult Ed – GED Tracking
W41	South Carolina High School Credential
W42	Non-Diploma Document
EG	EG Early Graduate
GC	GC Grade Change
NS	No Show
P	Promoted (For End of Year Process)
R	Retained (For End of Year Process)

Appendix A

South Carolina Student Information Page

The “Language” section at the top of the South Carolina Student Information page, necessary for Multilingual Learner Program data entry, includes the following fields and values (in the chart below):

- *Language First Acquired*
- *Language Spoken Most Often*
- *Primary Home Language*
- *Oral Communication Language*
- *Written Communication Language*

Value	Language	Comments
	English	Default field value for language fields. A null value will indicate English.
AFA	Afro-Asiatic Languages	
AFR	Afrikaans	
AKA	Akateko (Guatemala & Mexico)	
AKN	Akan	
ALB	Albanian	
AMH	Amharic	
ARB	Arabic	
ARM	Armenian	
AZE	Azerbaijani	
BAM	Bambili	
BEN	Bengali	
BIS	Bisaya	
BNT	Bantu	
BOS	Bosnian	
BRL	Braille	Only available for the “Written Communication Language field”
BUL	Bulgarian	
BUR	Burmese	
CEB	Cebuano	
CHI	Chin (Burma)	
CHN	Chinese (unspecified)	
CHR	Cherokee	
CHU	Chui (Guatemala & Mexico)	
CMB	Cambodian	
CNT	Cantonese	
CRE	Creole	

Value	Language	Comments
CRO	Croatian	
CZE	Czech	
DAN	Danish	
DAR	Dari	
DIN	Dinka	
DUT	Dutch	
EST	Estonian	
EWE	Ewe	
FAL	Falam	
FAR	Farsi	
FIL	Filipino	
FIN	Finnish	
FRN	French	
GEO	Georgian	
GJR	Gujarati	
GRK	Greek	
GRM	German	
HEB	Hebrew	
HIL	Hiligaynons	
HIN	Hindi	
HKC	Hakha Chin	
HMN	Hmong	
HUN	Hungarian	
ICE	Icelandic	
IGB	Igbo	
IND	Indonesian	
INN	Indian	
ITA	Italian	
JPN	Japanese	
KAC	Kachin	
KAN	Kannada	
KAR	Karen	
KHM	Central Khmer	
KIC	K'iche' (Guatemala)	
KIN	Kinyarwanda	
KIR	Kirundi	
KOK	Konkani	
KRD	Kurdish	

Value	Language	Comments
KRN	Korean	
LAK	Lakota	
LAO	Lao	
LAV	Latvian	
LIT	Lithuanian	
MAC	Macedonia	
MAI	Mai Mai	
MAL	Malayalam	
MAM	Mam	
MAN	Mandingo	
MAR	Marathi	
MAY	Malay	
MIC	Micronesian	
MIN	Mina/Minangkabau	
MIX	Mixtec (Mexico)	
MKH	Mon	
MND	Mandarin	
MOL	Moldovan	
MON	Mongolian	
NBL	Ndebele	
NEP	Nepali	
NSO	Northern Sotho	
ODI	Odia	
ORM	Oromo	
OTH	Other	When selected the 'Other Language' field will be displayed
PAO	Pa	
PAT	Patwa/Patwah/Patois/Patua	
PER	Persian	
POL	Polish	
PON	Pohnpeian/Ponapean	
POQ	Poqomam (Guatemala)	
POS	Poshto	
PRT	Portuguese	
PUN	Punjabi	
QAN	Q'anjob'al (Guatemala & Mexico)	
ROH	Rohingya	
ROM	Romanian	
RSN	Russian	

Value	Language	Comments
SAU	Saurashtra	
SGN	Sign Language(s)	
SIN	Sinhala	
SLV	Slovak	
SMO	Samoaan	
SND	Sindhi	
SOM	Somali	
SOT	Southern Sotho	
SPN	Spanish	
SSW	Swati/Swazi	
SWA	Swahili	
SWE	Swedish	
TAM	Tamil	
TEL	Telugu	
TGK	Tajik	
TGL	Tagalog	
THA	Thai	
TIG	Tigrinya	
TRK	Turkish	
TSN	Tswana	
TWI	Twi	
UKR	Ukrainian	
URD	Urdu	
UZB	Uzbek	
VEN	Venda	
VTN	Vietnamese	
WOL	Wolof	
XHO	Xhosa	
YOR	Yoruba	
ZUL	Zulu	