



ed-fi®
ALLIANCE

Ed-Fi in SC

Connecting student data. Once. And for all.

As a ____, I need ____ data from ____ so I can ____.

- | | | | |
|---|---|---|---|
| <ul style="list-style-type: none">• District Superintendent• Principal• Educator• Counselor/Registrar• Parent• Student | <ul style="list-style-type: none">• Student enrollment• Demographic• Free and reduce priced lunch eligibility• Roster• Attendance• Assessment scores• Teacher assignments | <ul style="list-style-type: none">• Student Information System• State Assessment• Classroom Assessment Tool• Learning Management System• Transportation System• Reading/Math Program• Lunch program | <ul style="list-style-type: none">• Leverage programs and resources to intervene and support• Assess and remediate academic impact• Understand impact to credit, attendance, graduation requirements• Reinforce or influence from home• Plan my own educational journey |
|---|---|---|---|

And I need it now!

Data use pain points



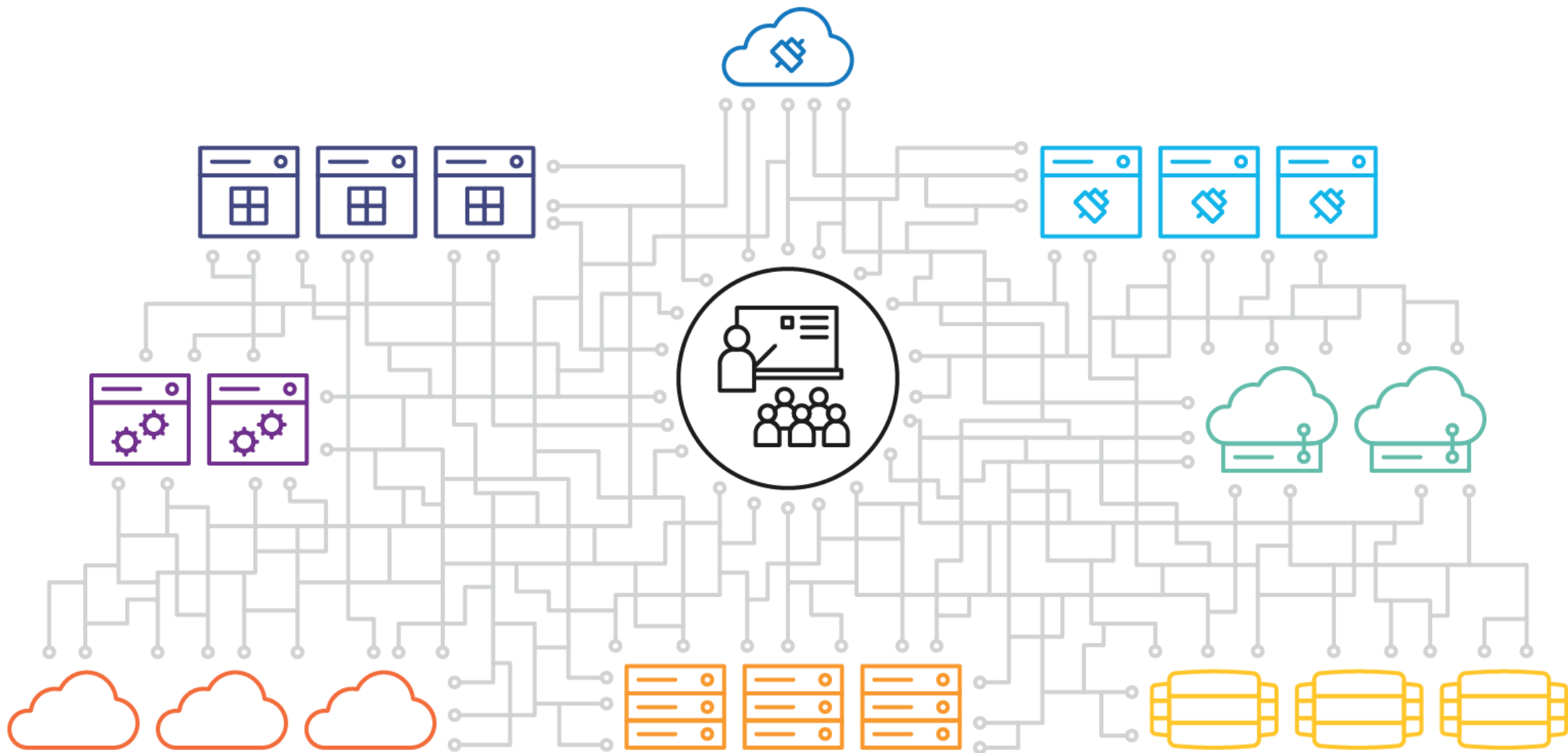
Lack of a single data standard leads to data being inaccessible, not available for comparative analysis and results in duplicative requests.



Data resides in silos often resulting in manual and complex integration processes.



Supporting real-time analysis of data with legacy systems is impossible for administrators and educators.



data interoperability

— NOUN [/dae-tuh, in(t)ər, äp(ə)rə 'bilədē/]

The seamless, secure, and controlled exchange of data between applications.



Ed-Fi is Open Source

- The **Ed-Fi Data Standard** and foundational data model
- The **Operational Data Store (ODS)**
- **APIs** to implement the Data Standard
- Ongoing enhancements by and engagement with the dynamic **Ed-Fi Community**



Common
Language



Full View of
Student Progress



Zero Fees



Secure and
Protected



Nonstop
Improvement



Support
Teacher's Choice

**When your schools achieve
data interoperability,
you can solve your biggest
challenges more effectively.**

Big Challenges

- [Address Chronic Absenteeism](#)
- [Strengthen Family Engagement](#)
- [Harness the Power of Assessment Data](#)
- Equity
- College and Career Readiness

Implement Faster – Starter Kits

Step by Step implementation guides to connect data in your district to solve your big challenges.

- *Demonstration Guide* - a hosted version with sample data
- *Quick Start* - in 2 hours deploy a working version using sample data on your computer.
- *Setup Guide* - customize the solution to fit your system and configure your student information system for Ed-Fi integration.

Address Chronic Absenteeism

- Identify trends and intervene earlier with accurate, real-time attendance data.

1/6

STUDENTS ARE CHRONICALLY ABSENT

Recent national data indicates that over 7 million students missed 15 or more days of school.

7x

MORE LIKELY TO DROP OUT

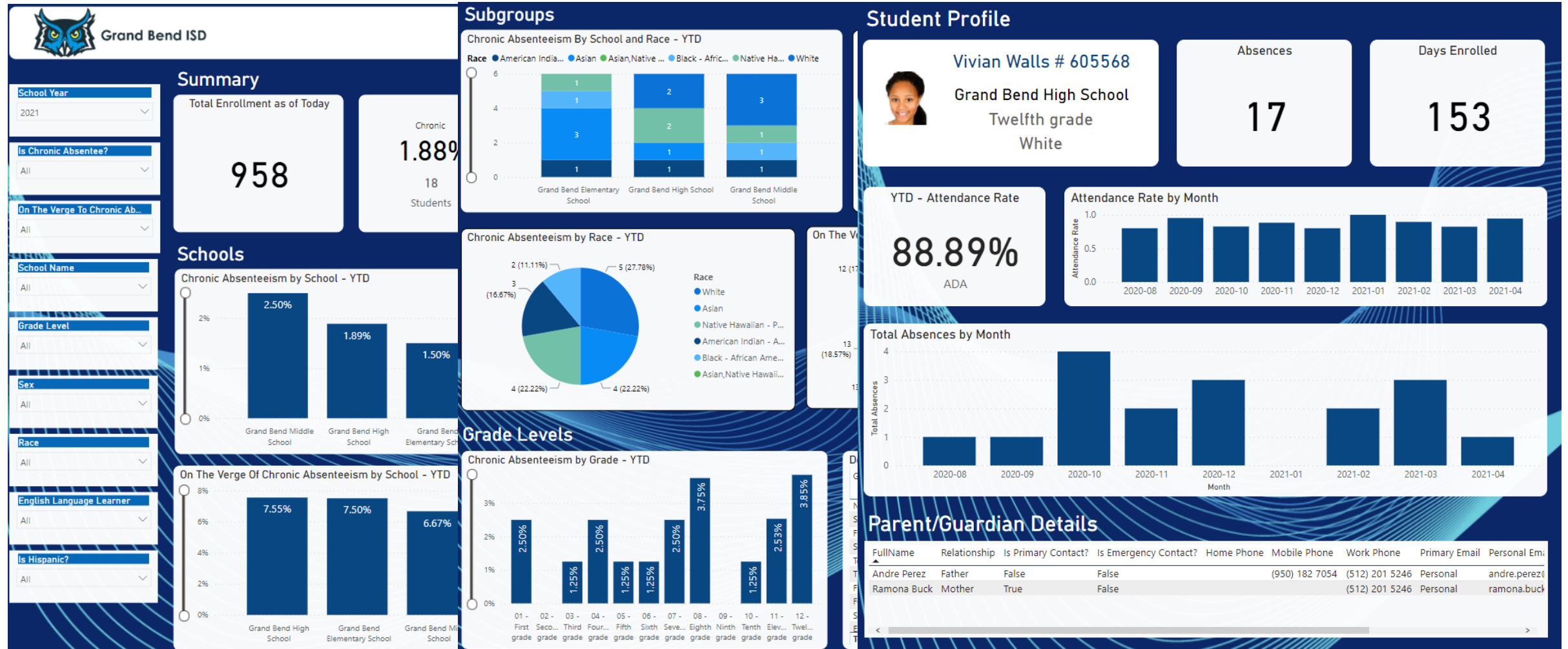
One year of chronic absenteeism between 8th and 12th grade results in a seven-fold increase in drop out likelihood.

10%

OF K-1ST STUDENTS ARE CHRONICALLY ABSENT

Chronically absent students are less likely to read at grade level by the third grade, increasing their risk of dropping out.

Address Chronic Absenteeism



Strengthen Family Engagement

- Provide families with information and insights on their student's attendance, grades, and other important notifications to boost student progress.

100%

OF STUDENTS ARE MORE
SUCCESSFUL WITH FAMILY
INVOLVEMENT REGARDLESS OF
INCOME OR BACKGROUND

Students whose parents or caregivers are involved in their schooling are more likely to have higher grades and test scores.

42%

INCREASED CHANCE OF
GRADUATING

Studies show that parent and family involvement improves graduation rates.

#1

PREDICTOR OF LEARNER'S
SUCCESS, DEVELOPMENT,
EDUCATIONAL ATTAINMENT AND
SUCCESS IN SCHOOL AND LIFE

Family engagement is one of the most powerful predictors of student success.

Strengthen Family Engagement


Family Portal

Home

Privacy Policy

Home, currently enrolled kids

Enhance your portal experience by setting your preferred language



Hannah Valeria Terrell

Grand Bend High School

View Student Detail

Absences

47

Courses

78.7/100

Behavior

0

Assignments


0

Family Portal

Home

Privacy Policy

Home > Student detail



Hannah Valeria Rodriguez

Tenth grade

Grand Bend High School

Black - African American

Email: hanna.valeria@studentl.org

Phone: (950) 663 4520

Absences

6

Your student has many absences. If they go over the limit, they will lose credit for a subject.

Course Average

79.14

Your student's current course average is good.

Absences Detail

Date	Category	Description
5/20/11	Unexcused Absence	The student was o
5/21/11	Unexcused Absence	Traffic.

See all

Family Portal

Home

Privacy Policy

Welcome, April Terrell

Missing Assignments

No missing assignments

Skyward Family Access

Schedule Detail

Today's Schedule 02 - 06

Time	Mon 2	Tue 3	Wed 4	Thu 5	Fri 6
7am					
8am					
9am	United States Governm...	United States Governm...	United States Governm...	United States Governm...	United States Governm...
10am	Creative/Imaginative ...	Creative/Imaginative ...	Creative/Imaginative ...	Creative/Imaginative ...	Creative/Imaginative ...
11am	Languages Other Than...	Languages Other Than...	Languages Other Than...	Languages Other Than...	Languages Other Than...
12pm	Art II Electronic Media	Art II Electronic Media	Art II Electronic Media	Art II Electronic Media	Art II Electronic Media
1pm	English II	English II	English II	English II	English II
2pm	Algebra II	Algebra II	Algebra II	Algebra II	Algebra II
3pm					

Harness Assessment Data

- Combine assessment data from multiple measures and sources in one interface to gain a comprehensive view of your learners' progress.

112

**STANDARDIZED TESTS BETWEEN
PRE-K AND 12TH GRADE**

A study of the largest urban districts in the U.S. found that students take an average of eight standardized tests per school year.

75%

**OF TEACHERS BELIEVE IN THE
VALUE OF FORMATIVE AND INTERIM
ASSESSMENTS**


Three-quarters of teachers agree that these assessments help them focus on the content that students need to learn and provide data about individual student growth and achievement.


82%


**OF PARENTS WANT AN ACCURATE
MEASURE**

A survey found that 82% of public school parents believe it's important to have an accurate measure of what their child knows.

Harness Assessment Data

**Grand Bend ISD**

**Grand Bend ISD**

**Grand Bend ISD**

Student Assessment
Alexander, Dustin

Welcome
david.clements@ed-fi.org

School
Grand Bend High School

Section
All

Staff
All

Subject Area
Writing

Legend
Above Benchmark
Advanced
Commended Performance
Met Standard
Pass
Proficient
Satisfactory
Basic
Minimum

Section Dis
ALG-1-
Writing
Arcl
Belt
Calc
Cho
Gra
Grif
Har
Her
Hug
Low
Mah
Mat
Mck
Med
Mir
Nas
Phil
Rive

School
Grand Bend High School

Current Grade Level
All

Program
All

Demographic Data
All

Subject Area
Mathematics

Staff
All

School
All

Current Grade Level
All

Student Name
Alexander, Dustin

Subject Area
All

Legend
Above Benchmark
Advanced
Commended Performance
Met Standard
Pass
Proficient
Satisfactory
Basic
Minimum

AcademicSubject	04/01/2010	04/26/2010	05/21/2010	06/15/2010	07/10/2010
Writing	16	41	33	37	28
Social Sciences and History	27	15	16	20	35
Reading	20	11	43	45	39
Mathematics	25	10	49	23	18
English Language Arts	38	12	48	15	35

Assessments

Title	04/01/2010	04/26/2010	05/21/2010	06/15/2010	07/10/2010
Arts State Assessment					
English Language Arts	38	12	48	15	35
Math State Assessment					
Mathematics	41	10	49	23	18
Reading State Assessment					
Reading	20	11	43	45	39
Science State Assessment					
Social Sciences and History	27	15	16	20	35

LearningStandard	04/01/2010	04/26/2010	05/21/2010	06/15/2010	07/10/2010
110.16.1.A	32				
110.16.2.A	32				
110.16.3.A	32				
110.16.4.A	32				
111.17.5.1.A	25				

**The Ed-Fi Alliance is here to
ensure that your district can
make student data more
accurate, secure, and useable.**

Contact Information

Maureen Wentworth

Manager, Strategic Partnerships

maureen.wentworth@ed-fi.org

512-600-3620