

## Accessing Ecollect Forms for South Carolina's 2025 SCDE School Climate Surveys

Ecollect Forms for SCDE School Climate Surveys are accessible to teachers and eligible staff members through Teacher Portal, to students through Student Portal, and to parents and guardians through Parent Portal. Parents and Students can also access forms through the PowerSchool Mobile App. Teachers (or eligible staff) and students will submit their survey responses through the SCDE School Climate Survey Ecollect forms. Parents and guardians will not submit responses through the Parent and Guardian School Climate Survey Ecollect form, but will find a link within that form that they will click on to take them to the Parent and Guardian survey in a separate platform.

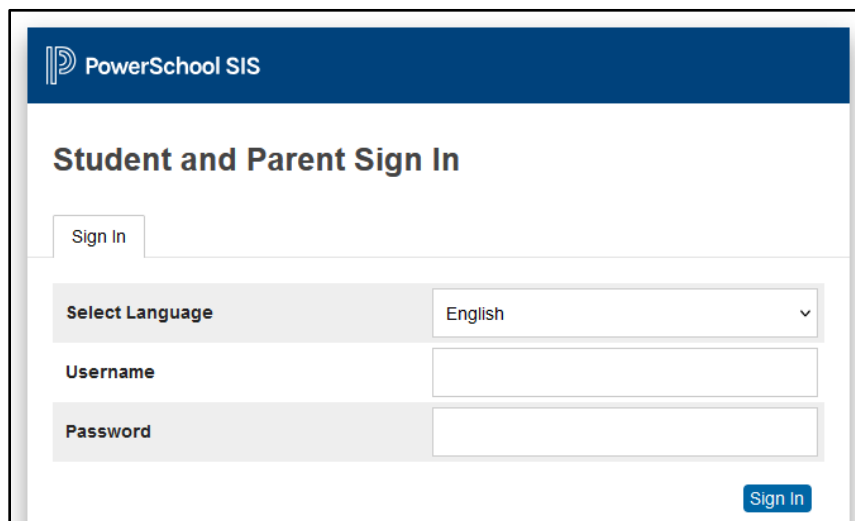
The instructions below detail how respondents can access their respective 2025 SCDE School Climate Survey Ecollect forms through the various portals and mobile app.

---

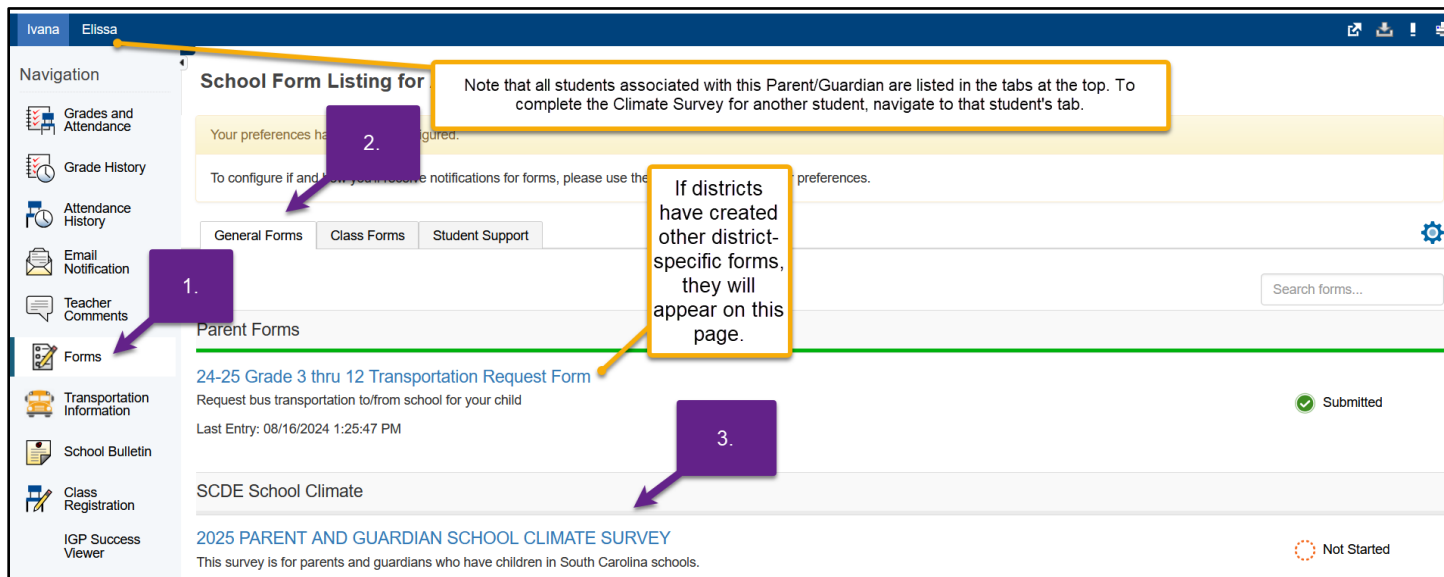
### Parent Portal

#### Accessing the 2025 Parent and Guardian School Climate Survey form through the browser:

1. Navigate to the Parent Portal login page.
2. Enter your username and password to log in.  
**Note:** Contact your district administrator if you do not have a Parent Portal account.

The screenshot shows the PowerSchool SIS login interface. At the top is a dark blue header with the PowerSchool SIS logo. Below the header is a white box titled "Student and Parent Sign In". Inside this box, there is a "Sign In" button. Below the button is a "Select Language" dropdown menu currently set to "English". Underneath the language menu are two input fields: "Username" and "Password". At the bottom right of the sign-in box is a blue "Sign In" button.

3. Select the Forms link from the left-hand Navigation bar.
4. The 2025 SCDE School Climate Survey form will appear on the 'General Forms' tab.
5. Click on the form titled '**2025 PARENT AND GUARDIAN SCHOOL CLIMATE SURVEY**' to open the form.



Note that all students associated with this Parent/Guardian are listed in the tabs at the top. To complete the Climate Survey for another student, navigate to that student's tab.

If districts have created other district-specific forms, they will appear on this page.

1. Forms

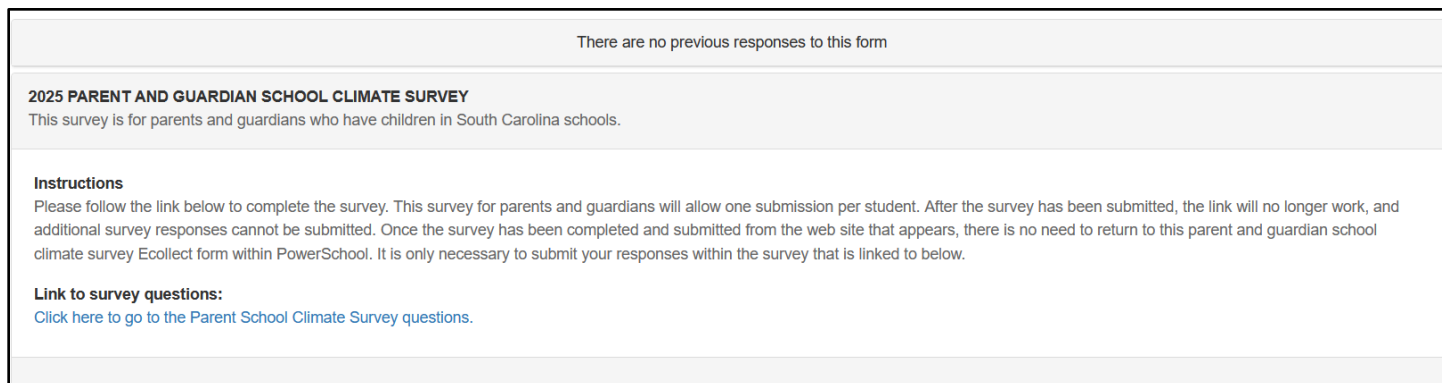
2. Parent Forms

3. SCDE School Climate

24-25 Grade 3 thru 12 Transportation Request Form  
Request bus transportation to/from school for your child  
Last Entry: 08/16/2024 1:25:47 PM  
Submitted

SCDE School Climate  
2025 PARENT AND GUARDIAN SCHOOL CLIMATE SURVEY  
This survey is for parents and guardians who have children in South Carolina schools.  
Not Started

6. Click on the link within the form to access, complete, and submit the survey.



There are no previous responses to this form

**2025 PARENT AND GUARDIAN SCHOOL CLIMATE SURVEY**  
This survey is for parents and guardians who have children in South Carolina schools.

**Instructions**  
Please follow the link below to complete the survey. This survey for parents and guardians will allow one submission per student. After the survey has been submitted, the link will no longer work, and additional survey responses cannot be submitted. Once the survey has been completed and submitted from the web site that appears, there is no need to return to this parent and guardian school climate survey Ecollect form within PowerSchool. It is only necessary to submit your responses within the survey that is linked to below.

**Link to survey questions:**  
[Click here to go to the Parent School Climate Survey questions.](#)


## Accessing the 2025 Parent and Guardian School Climate Survey form through the PowerSchool Mobile App:

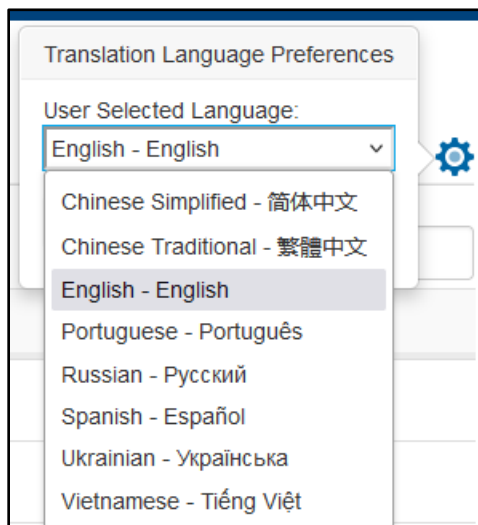
\*\*Please make sure you are on the most recent version of the app prior to logging in.

1. Locate your district code. This can be found in the bottom left corner of the Parent Portal.  
Note: contact your district PowerSchool administrator if you cannot locate your district code.
  2. Navigate to the PowerSchool App on your mobile device.
  3. Enter district code and Submit.
  4. Enter your username and password to log in.
  5. On the dashboard, select More.
- Note: you can click Edit and drag the Forms icon to the navigation bar to organize tabs.
6. Click Forms to access forms that have been shared to your account.
  7. The 2025 SCDE School Climate Survey will appear in the General Forms tab.
  8. Click on the 2025 Parent and Guardian School Climate Survey to open the form.
  9. Complete and submit the survey.

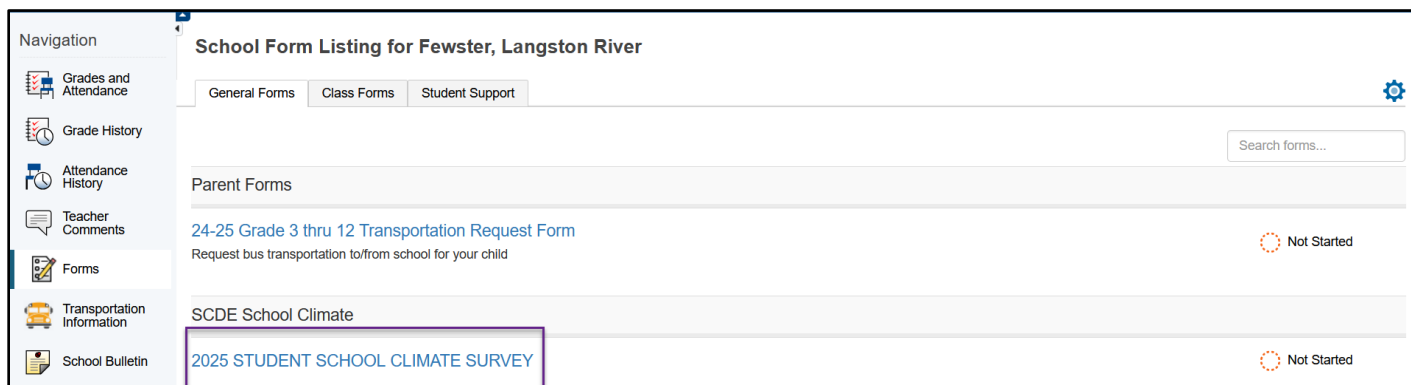
## Student Portal

### Accessing the 2025 Student School Climate Survey form through the browser:

1. Navigate to the Student Portal login page.
2. Enter your Username and Password to log in to your Student Portal account.  
**Note:** Contact your district administrator if you do not have a Student Portal account.
3. Select the 'Forms' link from the left-hand Navigation bar.
4. The 2025 SCDE School Climate Survey will appear on the 'General Forms' tab.
5. If needed or desired, click on the 'Gear Icon'  in the top right corner to select 'Translation Language Preferences' to enable translated forms and their titles to appear in the selected language.



6. Click 'Save'.
7. Click on the form titled '**2025 STUDENT SCHOOL CLIMATE SURVEY**' to open the form. Translated form titles will appear in selected language.



8. To change languages once the survey has begun, click the languages box in the top right corner and select the option needed.

There are no previous responses to this form

2025 STUDENT SCHOOL CLIMATE SURVEY

English ▼

**INSTRUCTIONS**

This survey asks you how you feel about your school. Since this survey will be used to make your school a better place for students, it is very important to tell us exactly what you think. For each statement, you can mark if you "Disagree," "Mostly Disagree," "Mostly Agree," or "Agree." Please answer all questions. If you do not know the answer or the statement does not pertain to you, mark "No Answer."

**My Grade**  
11

9. Complete the necessary information and click 'Submit.' Upon submission, a pop-up will appear confirming successful submission and survey responses will be unable to edit.


**Note:** Once the survey has been submitted, notice that the form will be cleared, and the Submit button is replaced with a message stating that "This form can only be submitted once."

## Accessing the 2025 Student School Climate Survey form through the PowerSchool Mobile App:

**\*\*Please make sure you are on the most recent version of the app prior to logging in.**

1. Locate your istrict code.
2. Navigate to the PowerSchool App on your mobile device.
3. Enter district code and Submit.
4. Enter your username and password to log in.
5. From the Dashboard select More.


**Note:** You can also click Edit then drag the Forms icon to the navigation bar to organize tabs.

6. Click on Forms to access forms that have been shared to your account.
7. The 2025 SCDE School Climate Survey form will appear on the General Forms tab.
8. Click on the 'Gear Icon'  in the top right corner to select Translation Language Preferences if desired. Translated forms will appear in Selected Language.
9. Click Save.
10. Click on the form titled 2025 Student School Climate Survey to open the form. Translated form titles will appear in Selected Language.
11. Click on the language dropdown at the top of the screen to toggle the forms language.
12. Complete and submit.

## Teacher Portal

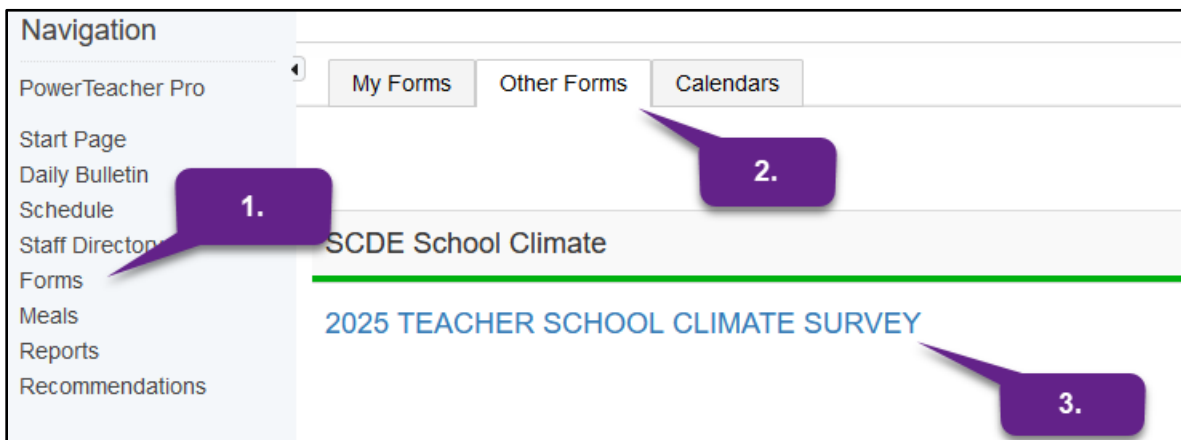
### Accessing the 2025 Teacher School Climate Survey form through the browser:

1. Teachers and eligible staff will navigate to the Teacher Portal login page (Do NOT go through Teacher Portal Pro). Even staff who do not have a job description or position title of “teacher” must have a Teacher Portal account to access and submit the 2025 Teacher School Climate Survey form.
2. Enter your username and password to log in to your Teacher Portal account.  
**Note:** Contact your district administrator if you do not have a Teacher Portal account.



The image shows the 'Teacher Sign In' page of the PowerSchool SIS. It features a dark blue header with the PowerSchool SIS logo. Below the header, the title 'Teacher Sign In' is displayed. There are two input fields: 'Username' and 'Password'. A 'Sign In' button is located at the bottom right of the form.

3. Select 'Forms' from the left Navigation bar. Links may look different depending on your Student Information System.
4. Select 'Other Forms' tab.
5. The 2025 Teacher School Climate Survey form will appear on the 'Other Forms' tab.  
**IMPORTANT:** Teachers who teach at multiple schools will need to toggle the school prior to seeing the next state survey; see step 10.
6. Click on the form titled '**2025 TEACHER SCHOOL CLIMATE SURVEY**' to open the form.



The image shows the navigation bar and the survey form. The navigation bar on the left lists various links: PowerTeacher Pro, Start Page, Daily Bulletin, Schedule, Staff Director, Forms, Meals, Reports, and Recommendations. The 'Forms' link is highlighted with a purple callout bubble labeled '1.'. The main content area shows the 'Other Forms' tab selected, with a purple callout bubble labeled '2.' pointing to it. Below the tabs, the text 'SCDE School Climate' is displayed. A green horizontal line separates this from the survey title '2025 TEACHER SCHOOL CLIMATE SURVEY', which is highlighted with a purple callout bubble labeled '3.'.

7. Notice the school listed under 'My School' at the top of the survey. This represents the school for which the survey will be submitted.

Other Forms > 2025 TEACHER SCHOOL CLIMATE SURVEY PowerSchool Nine 9 12 24-2

There are no previous responses to this form

**2025 TEACHER SCHOOL CLIMATE SURVEY**

**About This Survey**  
 Teachers, librarians/media specialists, guidance counselors, speech therapists, ROTC instructors, and career specialists employed at this school at least 50% of their time should complete this survey. Only the responses from those individuals who are eligible to receive teacher supply monies and have been employed continuously at this school from the 45th day of the school year to the date on which they complete a survey will be included in the School Climate rating calculation for this school.

**My School**  
 PowerSchool\_Nine\_9\_12

8. Complete the necessary information and click 'Submit.'
9. The 2025 Teacher School Climate Survey can only be submitted once per school by a teacher; a teacher who serves multiple schools may submit only once for each school to which the teacher is associated.
10. Teachers who teach at multiple schools (or staff eligible to complete the Teacher survey who work at multiple schools) need to click on the school that appears in the upper right corner of the Teacher Portal to select another school for which they wish to submit a survey. Select the name of the school for which you would like to submit a survey.

Other Forms > 2025 TEACHER SCHOOL CLIMATE SURVEY PowerSchool Nine 9 12 24-25 Year

There are no previous responses to this form

**2025 TEACHER SCHOOL CLIMATE SURVEY**

PowerSchool\_Nine\_9\_12 (P9) 36  
 PowerSchool\_Twenty-One\_6\_8 (P21) 64

11. Repeat the steps above to submit the survey for additional schools as needed.

**Note: Once the survey has been submitted, notice that the form will be cleared, and the Submit button is replaced with a message stating that "This form can only be submitted once."**